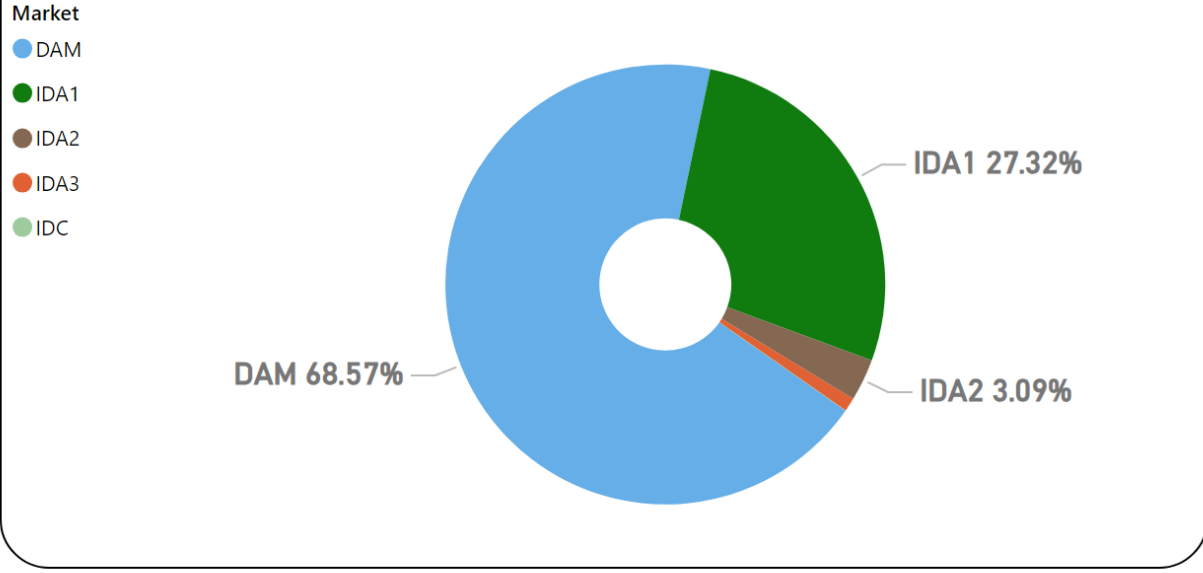


# MMU Weekly Market Summary Report

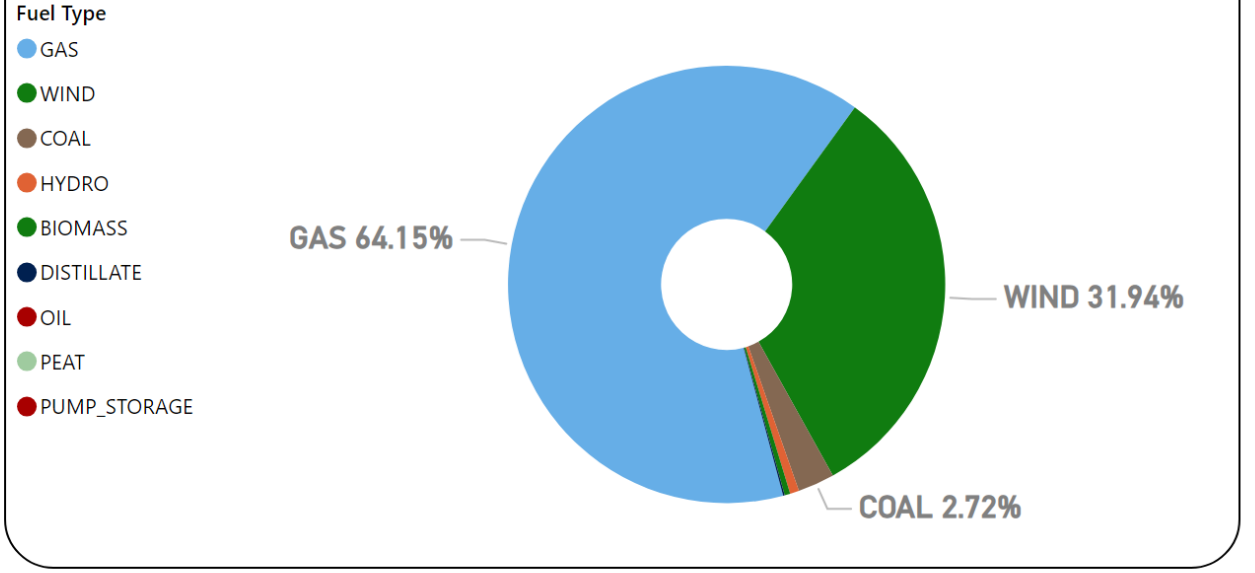
## - Week Commencing 26 August 2024

### Weekly Volume by Market



Source: SEMO PX

### Weekly Fuel Mix



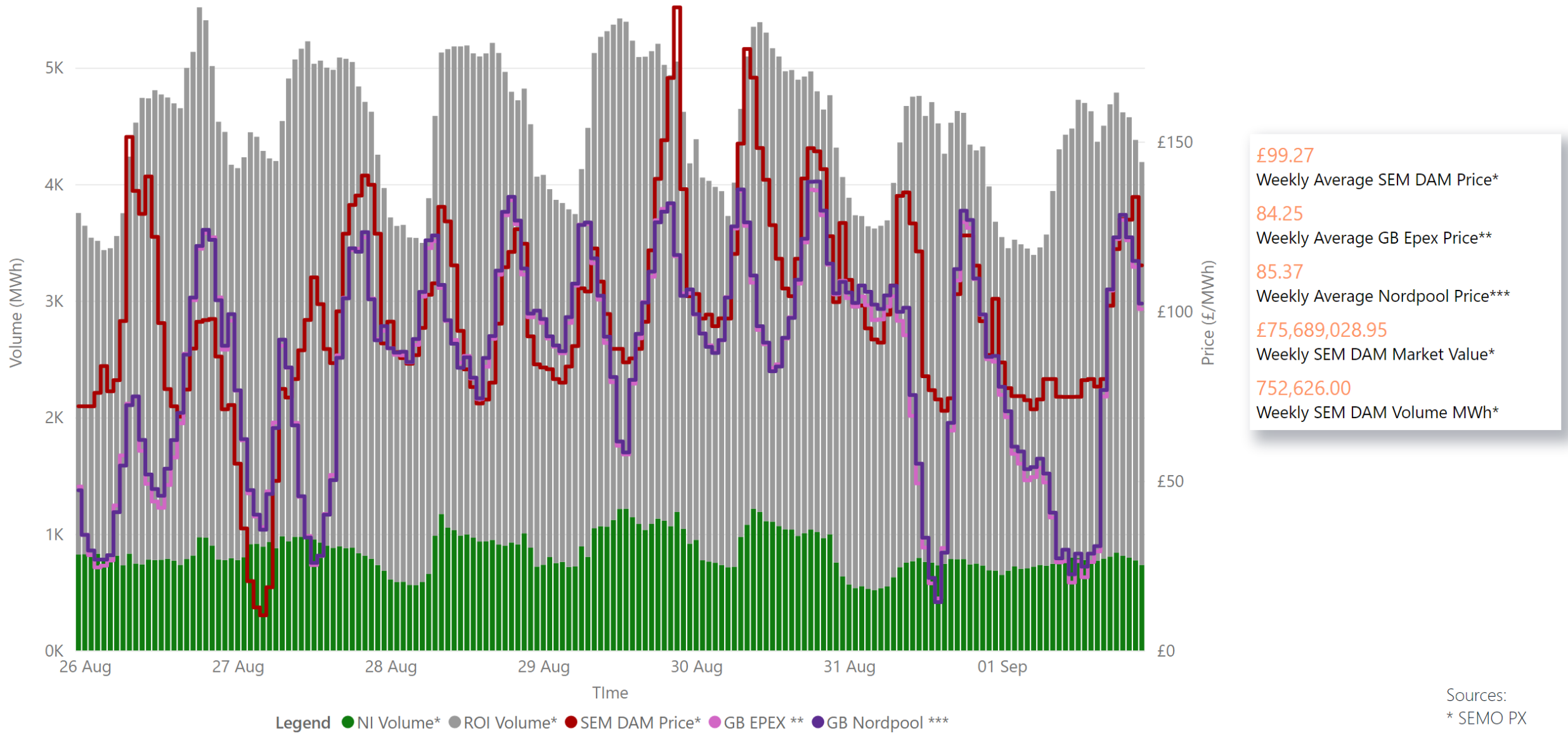
Source: SEMO PX

### Summary Table

Date	Daily System Demand (MWh)*	Daily Dam Price (£/MWh)**	Daily Actual Wind (MWh)*	Daily Average Gas Price (p/th)***	Daily Average Coal Price (€/t)***	Daily Average Carbon Price (€/t)***
26 August 2024	108,146.75	94.25	39,834.75	86.70	120.40	70.50
27 August 2024	109,070.75	83.82	48,078.50	90.10	121.00	70.77
28 August 2024	109,116.75	98.65	34,654.25	92.90	121.75	69.84
29 August 2024	107,818.75	107.91	25,795.50	91.75	121.30	70.22
30 August 2024	106,750.75	125.36	5,308.00	94.05	121.70	69.40
31 August 2024	97,020.50	102.75	26,999.00	94.05	121.70	69.40
01 September 2024	98,850.25	89.89	22,993.25	94.05	121.70	69.40

Sources: \* EirGrid \*\* SEMO PX \*\*\* Oil Market Journal

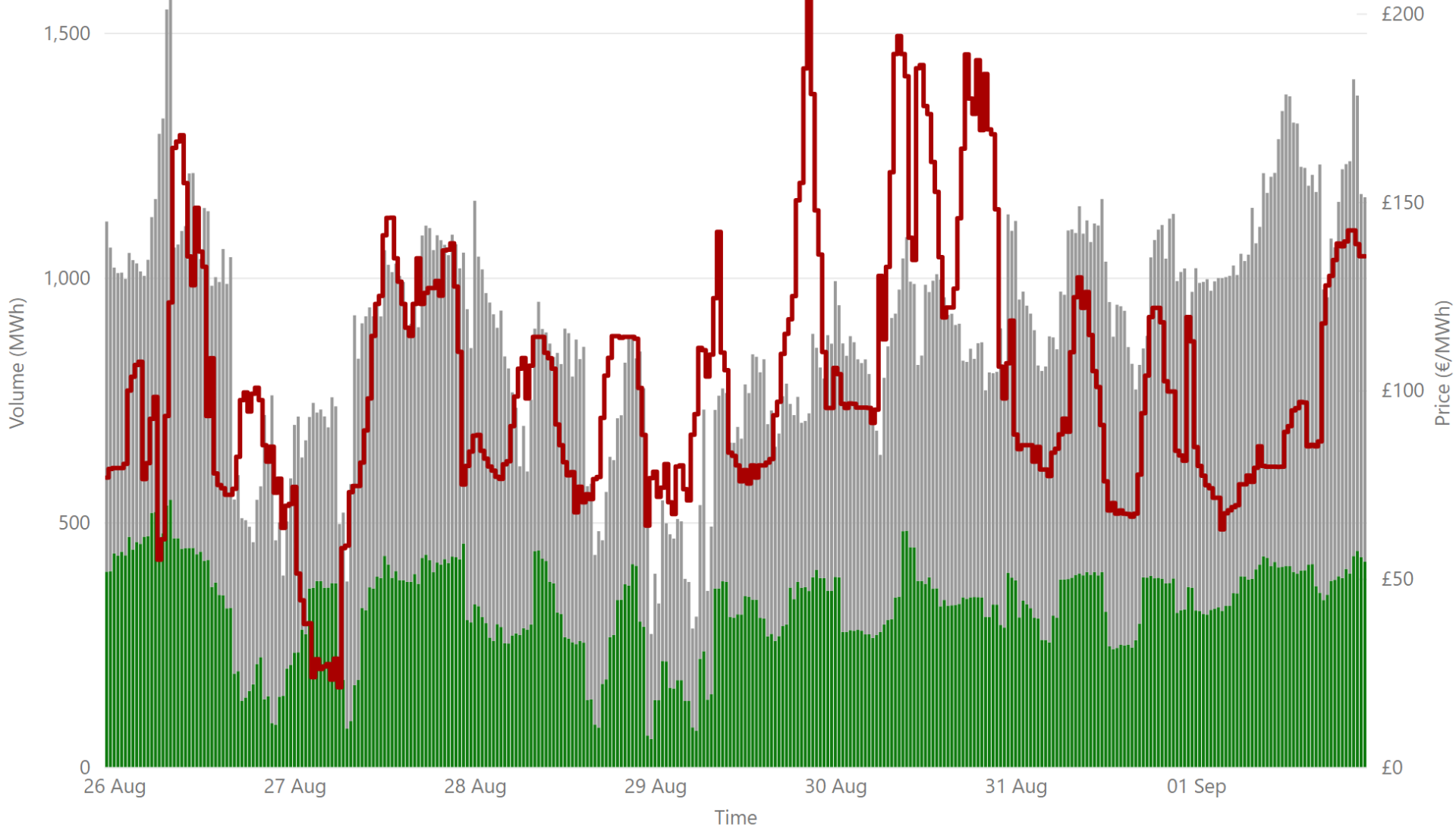
# Weekly Day Ahead Market Summary - Week Commencing 26 August 2024



Sources:  
 \* SEMO PX  
 \*\* EPEX  
 \*\*\* Nordpool

# Weekly Intraday Auction 1 Summary - Week Commencing 26 August 2024

Legend ● NI Volume\* ● ROI Volume\* ● SEM IDA1 Price\* ● GB IDA1 Price\*\*

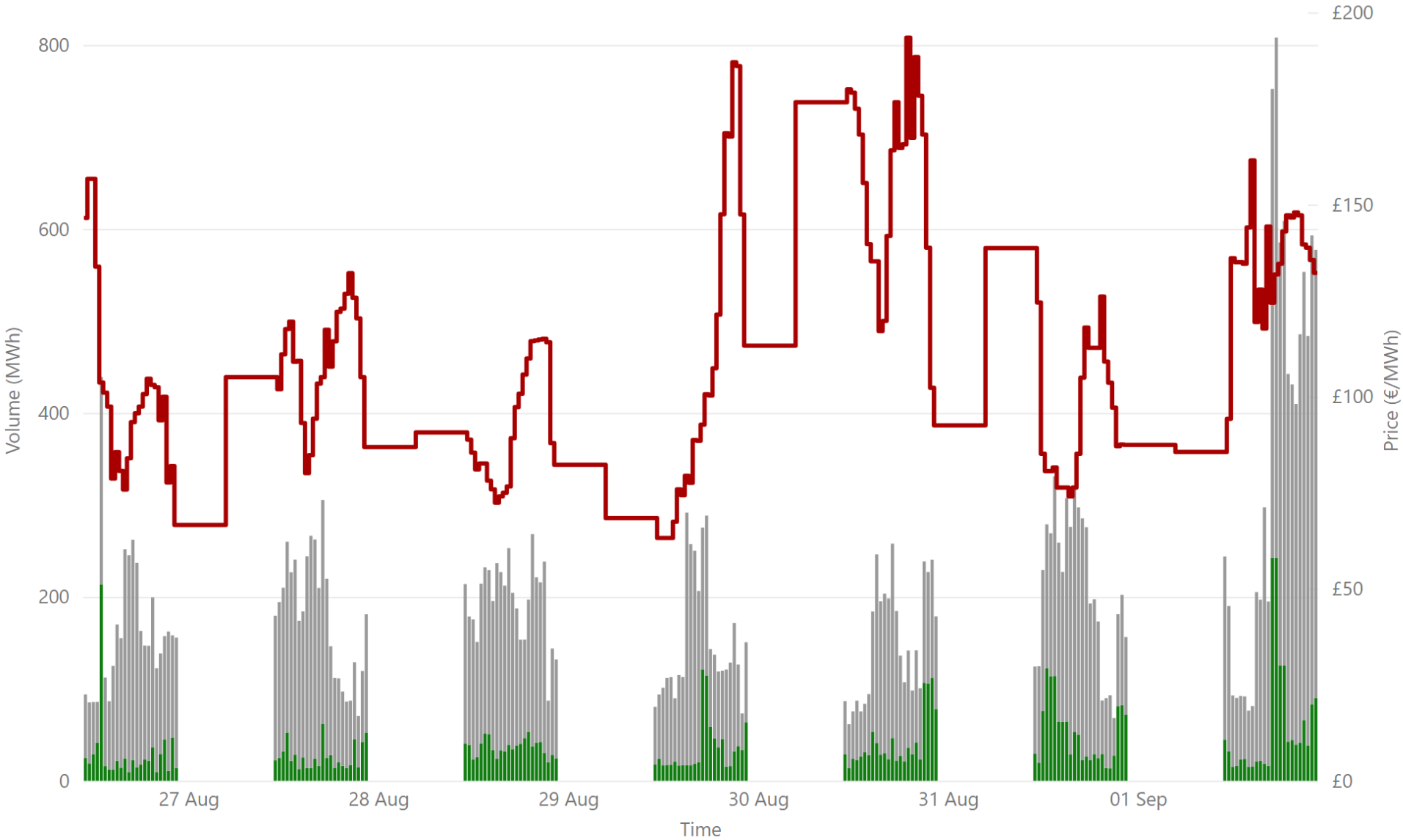


£101.33  
Weekly Average SEM IDA1 Price\*  
(Blank)  
Weekly Average GB IDA1 Price\*\*  
£30,973,334.44  
Weekly SEM IDA1 Market Value\*  
299,916.70  
Weekly SEM DAM Volume MWh\*

Sources:  
\* SEMO PX  
\*\* EPEX

# Weekly Intraday Auction 2 Summary - Week Commencing 26 August 2024

Jurisdiction Volume ● NI Volume\* ● ROI Volume\* ● SEM IDA2 Price\* ● GB Price\*\*



£113.07  
Weekly Average SEM IDA2 Price\*

(Blank)  
Weekly Average GB IDA2 Price\*\*

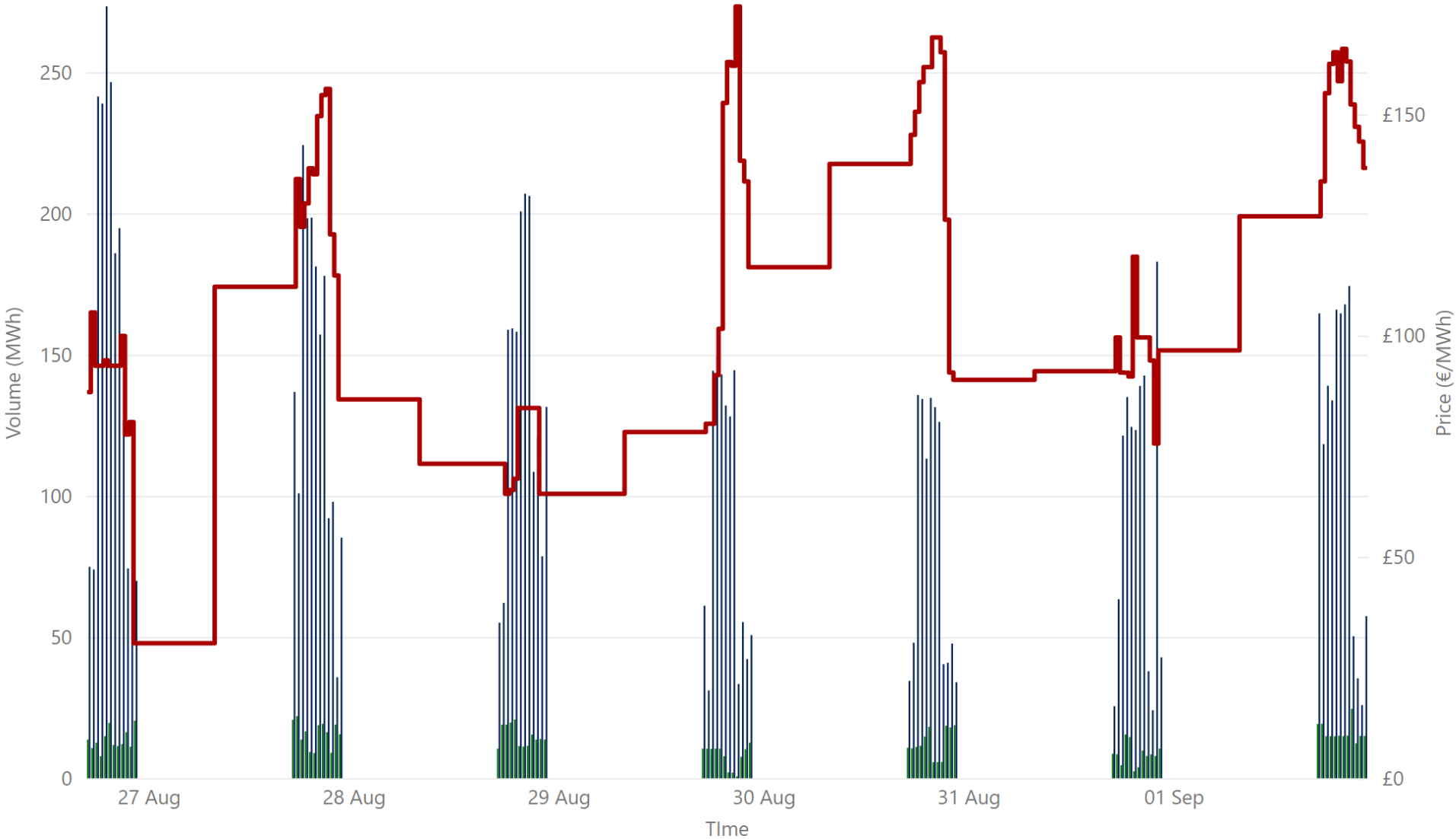
£3,814,840.75  
Weekly SEM IDA2 Market Value\*

33,964.40  
Weekly SEM IDA2 Volume MWh\*

Sources:  
\* SEMO PX  
\*\* EPEX

# Weekly Intraday Auction 3 Summary - Week Commencing 26 August 2024

Jurisdiction ● NI Volume\* ● ROI Volume\* ● SEM Price\*



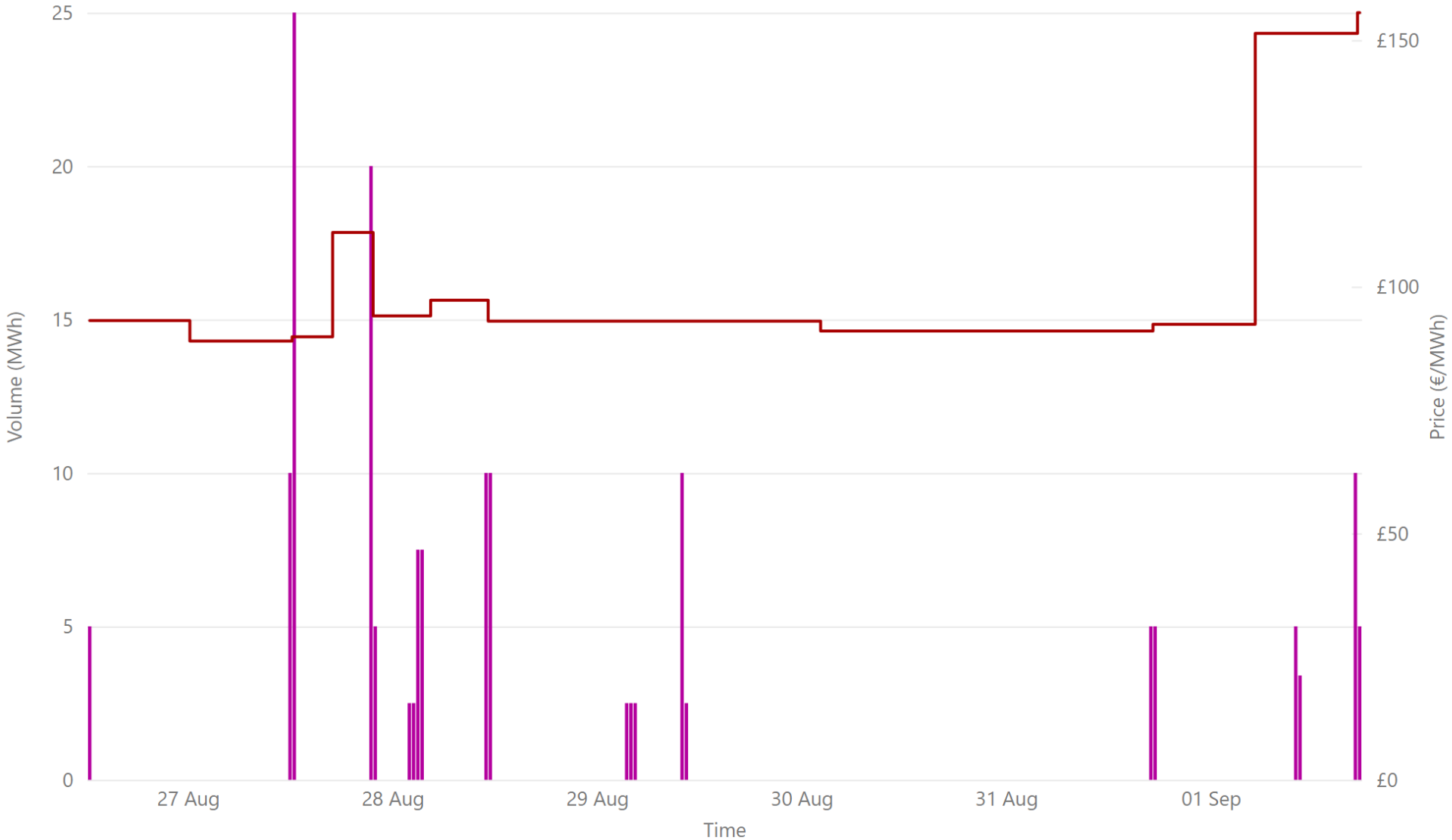
£114.63  
Weekly Average SEM IDA3 Price\*

£1,252,836.68  
Weekly SEM IDA3 Market Value\*

10,979.70  
Weekly SEM IDA3 Volume MWh\*

# Weekly Intraday Continuous Summary - Week Commencing 26 August 2024

● IDC Volume\* ● Weighted Average IDC Price\*



£105.24  
Weekly SEM IDC Average Price\*

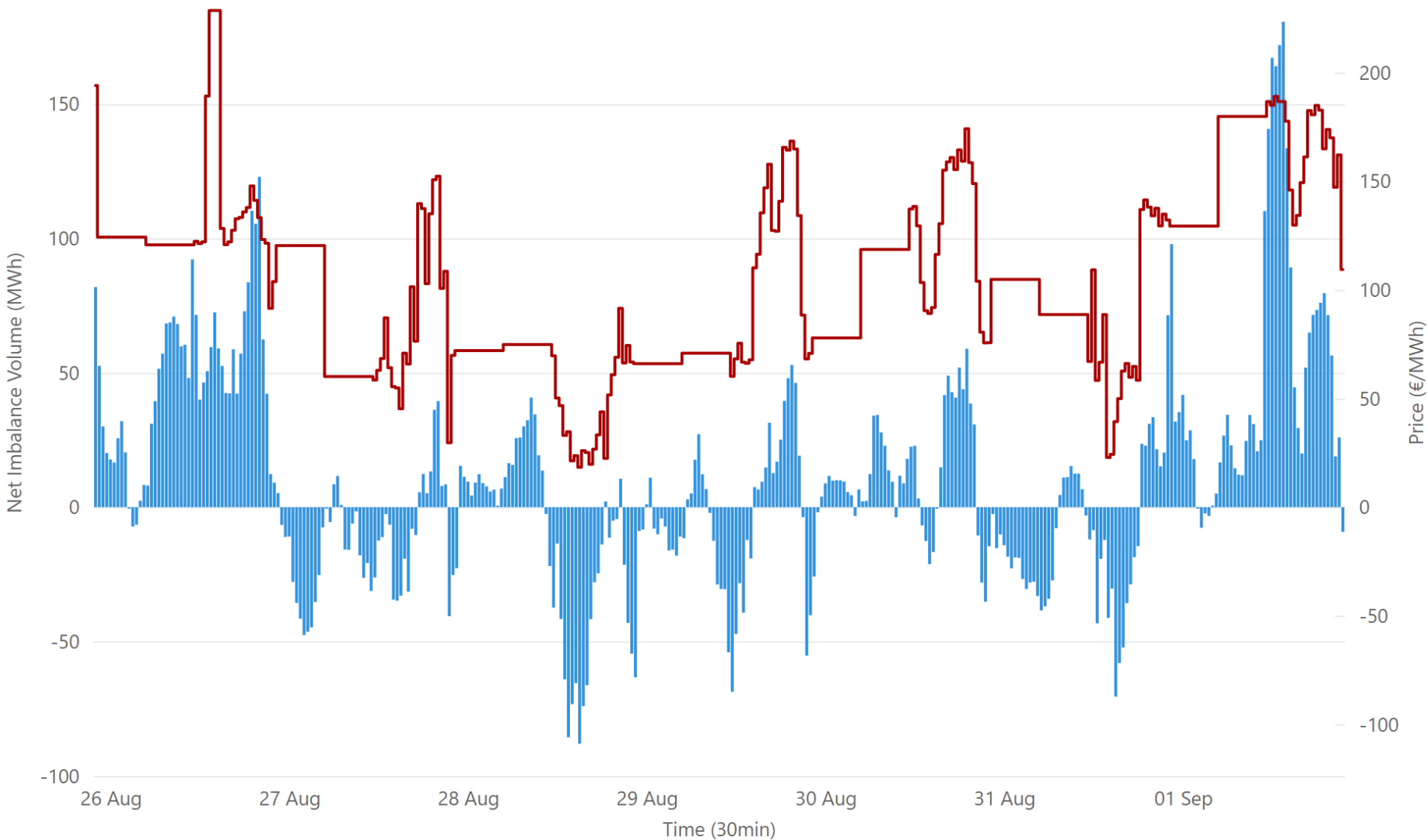
£105.24  
Weekly SEM IDC Max Price\*

£105.24  
Weekly SEM IDC Min Price\*

158.40  
Weekly SEM IDC Volume MWh\*

# Weekly Balancing Market 30 Minute Summary - Week Commencing 26 August 2024

● Net Imbalance Volume\* ● 30 Minute Imbalance Settlement Price\*

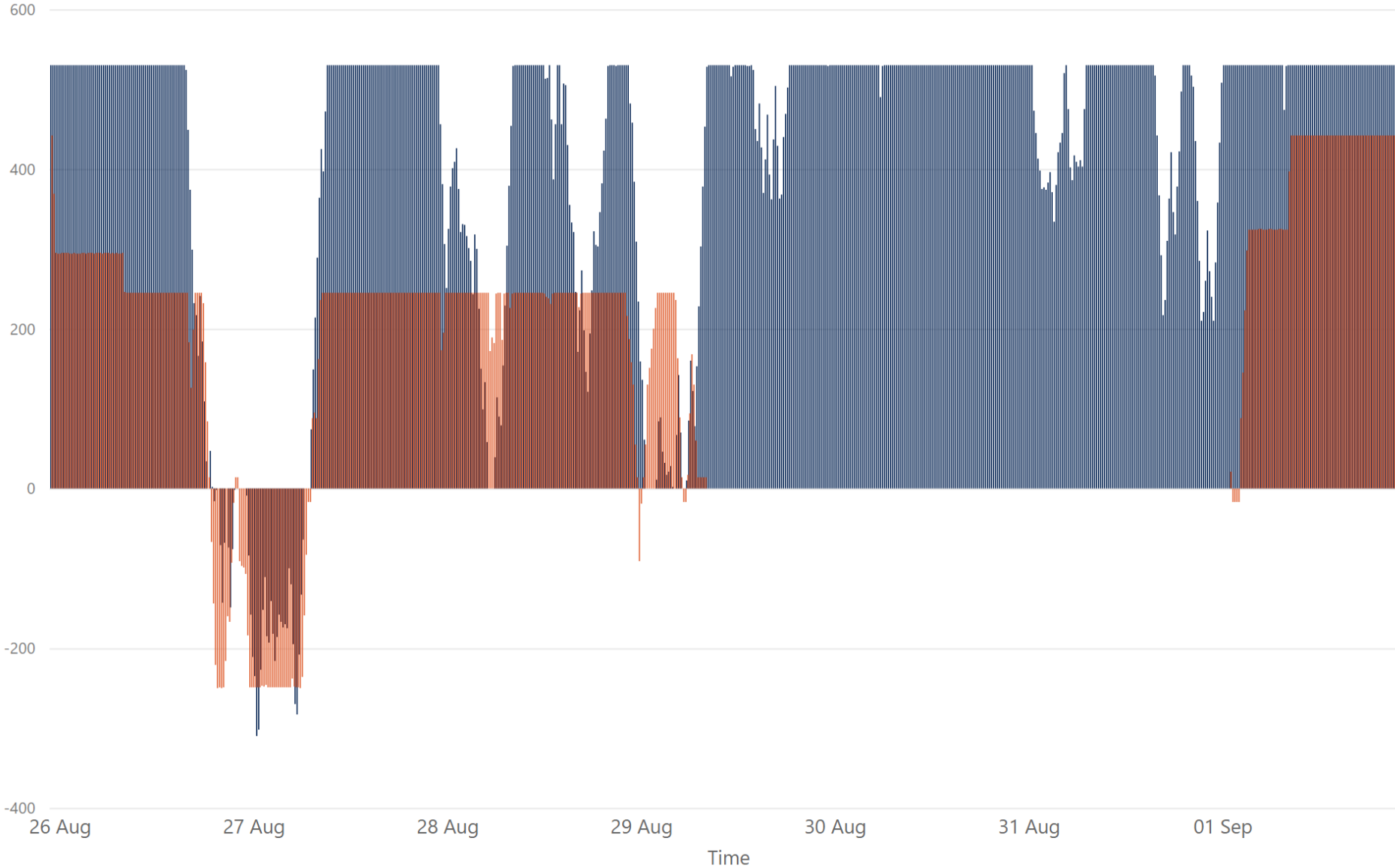


109.31  
Ave 30min Imbalance Price £  
228.64  
Max Imbalance Price £  
18.39  
Min 30min Imbalance Price £  
90.31  
Max Net Imbalance Volume\*  
-47.61  
Min Net Imbalance Volume\*

# Weekly Interconnection Summary - Week Commencing

26 August 2024

● EWIC Volume (MW)\* ● MOYLE Volume (MW)\* ● SEM-GB Spread\*\*



96,145.00  
Weekly MOYLE (MW) Import\*

-9,843.00  
Weekly MOYLE (MW) Export\*

86,302.00  
Weekly MOYLE (MW) NET\*

283,511.00  
Weekly EWIC (MW) Import\*

-5,718.00  
Weekly EWIC (MW) Export\*

277,793.00  
Weekly EWIC (MW) NET\*

Sources:  
\* EirGrid  
\*\* SEMO, EPEX & Nordpool



# Weekly Wind Capacity Summary - Week Commencing 26 August 2024

● 15 Minute Forecast Wind (MW)\* ● 15 Minute Actual Wind (MW)\*



3328  
Max Actual Wind (MW)\*

37  
Min Actual Wind (MW)\*

4425  
Max Forecast Wind (MW)\*

58  
Min Forecast Wind (MW)\*