



Final FD Report

RP7 Price Control Engineering Support & Asset Management Advice

Utility Regulator for Northern Ireland

16 October 2024

→ The Power of Commitment



Project name		Utility Regulator NI RP7 Price Control Support					
Document title		Final FD Report RP7 Price Control Engineering Support & Asset Management Advice					
Project number		12609497					
File name		URegNI - RP7 Support - GHD Final FD Report-16-10-2024 - clean.docx					
Status Code	Rev	Authors	Reviewer		Approved for issue		
			Name	Signature	Name	Signature	Date
Draft	V1	D Thorn; N Murdoch; C Jones; B King; P Rollings	F Wiles	FW	P Francis	PF	09/08/24
Final	V1	D Thorn; P Rollings	P Francis	<i>Paul Francis</i>	P Francis	<i>Paul Francis</i>	16/10/24

Gutteridge Haskins & Davey Limited | CN 05528602

49 - 51 Grey Street, Newcastle Upon Tyne, NE1 6EE, United Kingdom

T +44 191 731 6100 | **E** nclmail@ghd.com | **ghd.com**

© GHD 2024

This document is and shall remain the property of GHD. The document may only be used for the purpose for which it was commissioned and in accordance with the Terms of Engagement for the commission. Unauthorised use of this document in any form whatsoever is prohibited.

Executive Summary

This report is subject to, and must be read in conjunction with, the limitations set out in section 1.2 and the assumptions and qualifications contained throughout the Report.

GHD has been appointed by the Utility Regulator (UR) for Northern Ireland to provide Engineering Support and Asset Management advice in their determination for the expenditure allowance for the electricity network operator - Northern Ireland Electricity Networks (NIE Networks) – for the period April 2025 to March 2031 (termed the RP7 period).

The support provided by GHD covers non-load related capital expenditure under five work packages (WPs), which form part of NIE Networks' overall capex expenditure submission covering the RP7 period. Specifically, the scope of GHD's engineering support covers the following:

- WP1: Distribution Plant & Protection;
- WP2: Supervisory Control & Data Acquisition (SCADA) and Operational Telecommunications Network (OTN);
- WP3: Transmission Plant & Protection;
- WP4: Transmission Overhead Lines (OHL); and
- WP5: Transmission Underground Cables.

As part of our work, the GHD team carried out a detailed and critical analysis of NIE Networks' RP7 capex plan relating to the above five WPs, including review of additional documentation provided by NIE Networks during the analysis stage of the project. We have used our technical engineering and asset management experience to review, analyse and challenge the non-load related capital expenditure proposals.

Throughout our review and analysis we have taken due cognisance of the need to ensure that our recommended capex allowances and volumes for RP7 period represent the most efficient use of expenditure and best value for money for the customer.

The approach to the review of the capital expenditure proposals consisted of a number of strands, which were completed as part of the review of the Business Plan submission that culminated in the earlier iteration of this report that presented our recommendation for the Draft Determination (DD). The first strand consisted of detailed review of the 46 Engineering Justification Papers (EJPs) provided by NIE Networks for RP7. This review showed that the EJPs provided some useful background to NIE Networks' RP6 strategy and presented a high-level description of the investment drivers and proposed investment (both costs and volumes) for the RP7 period. However, the EJPs generally lacked sufficient detail to support NIE Networks' proposed RP7 investment plan, with little analysis of the options considered, condition assessments undertaken and justification of the proposed costs. A query log process was used to request more information from NIE Networks, as well as several follow-up engagement sessions to clarify the information received.

Further to the review of EJPs, the GHD team undertook analysis to:

- Compare RP6 and RP7 run rates (volume analysis on an annualised basis) where appropriate to do so;
- Compare RP6 and RP7 unit costs;
- Review NIE Networks' condition assessment modelling outputs provided separately; and
- Review Cost Benefit Analysis information provided separately.

Following the consultation on the DD, additional information was submitted by NIE Networks. This comprised a formal response, which challenged our recommendations to reduce allowances for particular expenditure categories, as well as additional supporting information (principally condition assessment files that were not provided with the Business Plan submission). As part of our review for the Final Determination (FD), the GHD team has considered the additional information provided to assess whether any changes to our DD recommendations are justified. The findings from this review are provided in the additional sections added to this report to cover NIE Networks' responses to the DD, GHD FD analysis and GHD FD recommendations.

For the expenditure categories subject to this review, NIE Networks proposed a substantial increase in expenditure in RP7 compared with the RP6 outturn (increase of 63% from £132.1m to £215.3m). This corresponds to a higher percentage increase of 104% on an annual basis, given that the duration of RP7 has reduced to 6 years compared with 7.5 years for RP6.

Approximately £155m of the proposed expenditure was proposed to manage risks relating to the transmission and distribution substation assets (WP1 & WP3) with a further £42m proposed to manage the transmission OHL and cable assets. The remaining capex (approximately £19m) relates to planned investments in the SCADA and OTN assets.

Following our review described above, we recommend reductions to the proposed RP7 capex proposals based on the following:

- Insufficient justification for the proposed work or for the proposed volumes included within the RP7 scope. Where this has been the case, we have reduced the volume allowance and hence associated cost. In a small number of cases, we disallowed all costs for a specific sub-programme category.
- A number of NIE Networks' proposed RP7 unit cost increases relative to RP6 unit costs were not allowed as the price increases either included impact of real price effects that UR determine elsewhere within the price control, or included other uplifts that we did not agree with; and
- RP7 project cost information not provided at a suitable level of detail, thus preventing us from confirming efficiency of proposed costs.

Therefore, GHD's recommended allowances are shown in the table below:

WP	Programme ID	RP6 outturn capex £k	NIE Networks Requested RP7 Capex £k	GHD Recommended DD Capex £k	GHD Recommended FD Capex £k
WP1	Distribution (Primary & Secondary) Substation Plant	86,169	104,995	90,687	96,749
WP2	SCADA & Operational Telecomms	4,173	18,759	17,882	18,396
WP3	Transmission Plant	27,071	49,960	45,862	47,588
WP4	Transmission OHL	14,210	36,901	33,800	35,916
WP5	Transmission Underground Cables	514	4,702	3,714	4,316
	TOTAL	132,135	215,317	191,944	202,966

Note: all allowances in this report are presented in 2021/22 prices (October 2021 inflation index) and before the application of real price effects and the application of on-going efficiencies.

Contents

1.	Introduction	1
1.1	Purpose and structure of this report	1
1.2	Scope and limitations	2
1.3	Assumptions	2
2.	GHD assessment summary	3
2.1	Assessment approaches	3
2.1.1	Detailed review of RP7 Engineering Justification Papers	3
2.1.2	Comparison of RP6 v RP7 run rates (volume analysis on an annualised basis)	4
2.1.3	Unit cost comparison (RP6 v RP7)	4
2.1.4	Detailed analysis of NIE Networks' condition assessment modelling outputs	5
2.1.5	Review of Cost Benefit Analysis information provided	6
2.1.6	Use of Query Log	6
2.2	Outcomes from engagement sessions prior to DD	7
2.3	Assessment approach following review of NIE Networks' response to the DD	9
3.	Review of RP7 capex requirements - Introduction	10
4.	Review of RP7 capex requirements - WP1: Distribution plant – Primary plant	11
4.1	RP7 requested allowance	11
4.1.1	RP7 Costs and volumes	11
4.1.2	Strategy for proposed investment	12
4.2	GHD DD analysis	15
4.2.1	Condition assessment analysis	15
4.2.2	RP6 v RP7 unit cost analysis	26
4.3	NIE Networks' Response to the DD	28
4.3.1	D13 - Primary Plant	28
4.3.2	D14 - Primary Transformers	30
4.4	GHD FD Analysis	32
4.4.1	D13 - Primary Plant	32
4.4.2	D14 - Primary Transformers	34
4.5	GHD FD recommendation	35
5.	Review of RP7 capex requirements - WP1: Distribution plant – Secondary plant	37
5.1	RP7 requested allowance	37
5.1.1	RP7 Costs and volumes	37
5.1.2	Rationale for investment	38
5.2	GHD DD analysis	41
5.2.1	Run Rate comparison	41
5.2.2	Condition assessment analysis	41
5.2.3	RP6 v RP7 unit cost analysis	52
5.3	NIE Networks' Response to the DD	57
5.3.1	D15 - Secondary Substations	57
5.4	GHD FD Analysis	59
5.4.1	D15 - Secondary Substations – analysis of NIE Networks' response to the DD	59
5.4.2	D15 - Secondary Substations – review of application of unit costs	60

5.5	GHD FD recommendation	61
6.	Review of RP7 capex requirements - WP1: Distribution protection	63
6.1	RP7 requested allowance	63
6.1.1	RP7 Costs and volumes	63
6.1.2	Rationale for investment	64
6.2	GHD DD analysis	65
6.2.1	Run-rate comparison	65
6.2.2	Condition assessment analysis	65
6.2.3	RP6 v RP7 unit cost analysis	66
6.2.4	Summary of Distribution Protection	67
6.3	NIE Networks' Response to the DD	67
6.3.1	D603 - Distribution Protection:	67
6.4	GHD FD Analysis	69
6.4.1	D603 - Distribution Protection:	69
6.5	GHD FD recommendation	71
7.	Review of RP7 capex requirements - WP2: SCADA & Operational Telecommunications Network (OTN)	73
7.1	RP7 requested allowance	73
7.1.1	RP7 Costs and volumes	73
7.1.2	Rationale for investment	74
7.2	GHD DD analysis	75
7.2.1	D39 SCADA	75
7.3	NIE Networks' Response to the DD	87
7.3.1	D39 - SCADA	87
7.3.2	D41 - Operational Telecoms network	88
7.4	GHD FD Analysis	88
7.4.1	D39 - SCADA	88
7.4.2	D41 - Operational Telecoms network	89
7.5	GHD FD Recommendation	89
8.	Review of RP7 capex requirements - WP3: Transmission plant: Switchgear & Ancillaries	91
8.1	RP7 requested allowance	91
8.1.1	RP7 Costs and volumes	91
8.1.2	Rationale for investment	92
8.2	GHD DD analysis	94
8.2.1	T10 – 110kV Switchgear	94
8.2.2	T11 - 275kV Plant Ancillaries	95
8.2.3	T12 - 110kV Plant Ancillaries	98
8.2.4	RP6 v RP7 unit cost analysis	104
8.3	NIE Networks' Response to the DD	104
8.3.1	T10 - 110kV SWGR	104
8.3.2	T11 - 275kV Plant Ancillaries	105
8.3.3	T12 - 110kV Plant Ancillaries	106
8.4	GHD FD Analysis	106
8.4.1	T10 - 110kV SWGR	106
8.4.2	T11 - 275kV Plant Ancillaries	107
8.4.3	T12 - 110kV Plant Ancillaries	108
8.5	GHD FD recommendation	109

9.	Review of RP7 capex requirements - WP3: Transmission Plant: Transformers, Reactors & Strategic Spares	111
9.1	RP7 requested allowance	111
9.1.1	RP7 Costs and volumes	111
9.1.2	Rationale for investment	112
9.2	GHD DD analysis	113
9.2.1	T13 - 275/110kV Transformer Replacement	113
9.2.2	T14 - 110/33kV Transformers Replacement	114
9.2.3	T15 - 22kV Reactor Replacement	116
9.2.4	T16 - Transmission Transformer Refurbishment	117
9.2.5	T701 - Strategic Spares	119
9.3	NIE Networks' Response to the DD	121
9.3.1	T13 - 275/110kV Transformer Replacement	121
9.3.2	T14 - 110/33kV Transformers Replacement	121
9.4	GHD FD Analysis	122
9.4.1	T13 - 275/110kV Transformer Replacement – analysis of NIE Networks' response to the DD	122
9.4.2	T14 - 110/33kV Transformers Replacement - analysis of NIE Networks' response to the DD	122
9.4.3	T14, T16 & T701 – review of application of unit costs	122
9.5	GHD FD recommendation	123
10.	Review of RP7 capex requirements - WP3: Transmission plant: Protection	125
10.1	RP7 requested allowance	125
10.1.1	RP7 Costs and volumes	125
10.1.2	Rationale for investment	126
10.2	GHD DD analysis	127
10.2.1	Condition assessment analysis	127
10.2.2	T602 - Transmission Protection	127
10.2.3	RP6 v RP7 unit cost analysis	129
10.3	NIE Networks' Response to the DD	130
10.3.1	T602 - Transmission Protection	130
10.4	GHD FD Analysis	130
10.4.1	T602 - Transmission Protection - analysis of NIE Networks' response to the DD	130
10.4.2	T602 - Transmission Protection – review of application of unit costs	130
10.5	GHD FD recommendation	131
11.	Review of RP7 capex requirements - WP4: Transmission overhead lines	132
11.1	RP7 requested allowance	132
11.1.1	Costs and Volumes	132
11.1.2	Rationale for Investment	134
11.2	GHD DD analysis	135
11.2.1	Run-rate comparison	135
11.2.2	Technical justification and options appraisal review	136
11.2.3	RP6 v RP7 unit cost analysis	141
11.2.4	Lump sum cost analysis	144
11.3	NIE Networks' Response to the DD	145
11.3.1	T17 - 275kV Overhead Line Asset Replacement	145
11.3.2	T19 - 110kV Overhead Line Asset Replacement	146
11.4	GHD FD Analysis	148

11.4.1	T17 - 275kV Overhead Line Asset Replacement - analysis of NIE Networks' response to the DD	148
11.4.2	T17 - 275kV Overhead Line Asset Replacement – review of application of unit costs	149
11.4.3	T19 - 110kV Overhead Line Asset Replacement - analysis of NIE Networks' response to the DD	150
11.5	GHD FD recommendation	151
12.	Review of RP7 capex requirements - WP5: Transmission Cables	154
12.1	RP7 requested allowance	154
12.1.1	Costs and Volumes	154
12.1.2	Rationale for investment	154
12.2	GHD DD analysis	155
12.2.1	Technical justification and options appraisal review	155
12.2.2	Cost analysis	158
12.3	NIE Networks' Response to the DD	160
12.3.1	T20 - Transmission Cables	160
12.4	GHD FD Analysis	162
12.4.1	T20 - Transmission Cables	162
12.5	GHD FD recommendation	163
13.	Summary and conclusions	165
Appendix A	Detailed recommendations	168

Table index

Table 1	Regulatory periods	4
Table 2	Ofgem CBA template – fixed assumptions	6
Table 3	Summary of engagement sessions with NIE Networks	7
Table 4	NIE Networks' Requested RP7 Capex Summary	10
Table 5	Distribution Primary plant - NIE Networks investment proposal for RP7	11
Table 6	Distribution Primary Plant – Investment strategy	13
Table 7	33 kV Indoor Switchboards (D13a) - condition assessment summary	15
Table 8	33 kV Outdoor Switchgear (D13b,c,d) - condition assessment summary	17
Table 9	11 kV and 6.6 kV Primary Switchboards (D13e, k, r, s) - condition assessment summary	19
Table 10	33-11 kV Transformers (D13n, D14b, c, g, h, i, l) - condition assessment summary	20
Table 11	Distribution Primary plant – unit cost assessment	26
Table 12	Distribution Primary plant – Review of unit cost changes	27
Table 13	D13m – LV AC equipment type scoring criteria	29
Table 14	Sump pump replacement volumes proposed by NIE Networks (DD response - Table 4.6)	31
Table 15	D14l – updated recommendations	34
Table 16	Distribution plant – Primary plant recommendations summary	35
Table 17	Secondary plant - NIE Networks investment proposal for RP7	37
Table 18	Distribution Secondary Plant – Investment Strategy	38
Table 19	Comparison of RP7 v RP6 (annualised) Run Rates	41

Table 20	11 kV and 6.6 kV Ground Mounted Secondary Substations (D15a, b, c) - condition assessment summary	42
Table 21	11 kV and 6.6 kV Secondary Switchboard Replacement (D15d) - condition assessment summary	45
Table 22	6.6 kV and 11 kV Overhead Fed Ground Mounted Secondary Substations (D15e) - condition assessment summary	46
Table 23	11 kV and 6.6 kV Sectionalisers (D15k) - condition assessment summary	47
Table 24	LV mini pillar replacements (D15l) - condition assessment summary	48
Table 25	RMU substation mini-kiosks including temporary works (D15t and D15z) - condition assessment summary	49
Table 26	Distribution Secondary plant – unit cost assessment	52
Table 27	Distribution Secondary plant – Review of unit cost changes	54
Table 28	D15 – Secondary Substations – FD review of unit costs	60
Table 29	Distribution plant – Secondary plant recommendations summary	61
Table 30	Distribution protection - NIE Networks investment proposal for RP7	63
Table 31	Distribution Protection – Investment Strategy	64
Table 32	Distribution protection – run-rate comparison	65
Table 33	Distribution protection – unit cost assessment	66
Table 34	Oil-filled switchboard VTs replaced under fault (DD Response - Table 4.11)	69
Table 35	D603 – 33kV protection updated recommendations	70
Table 36	D603 – 11 kV protection updated recommendations	71
Table 37	Distribution plant – Protection recommendations summary	72
Table 38	SCADA & Operational Telecommunications Network (OTN) – NIE Networks investment proposal for RP7	73
Table 39	SCADA & OTN – Investment strategy	74
Table 40	NIE Networks Network Manager Upgrade Cost Breakdown	77
Table 41	D41d - 10.5G Creation Cost Breakdown	79
Table 42	Sub-category D41j cost breakdown	81
Table 43	D41k – Microwave Replacements Cost Breakdown	82
Table 44	New OPGW Transmission circuits	83
Table 45	RAD Multiplexer Site Classification	84
Table 46	Replacement Multiplexers Cost Breakdown	84
Table 47	Multi-pair cable assessment	85
Table 48	SCADA IP Transition costs breakdown	86
Table 49	D41ac Cost Breakdown	87
Table 50	SCADA and OTN recommendations summary	89
Table 51	Transmission Plant: Switchgear & Ancillaries – NIE Networks investment proposal for RP7	91
Table 52	Transmission Plant: Switchgear and Ancillaries – Investment strategy	93
Table 53	Transmission plant: Switchgear and Ancillaries – unit cost assessment	104
Table 54	Transmission Plant: Switchgear and Ancillaries – Recommendations summary	109
Table 55	Transmission Plant: Transformers, Reactors & Strategic Spares – NIE Networks investment proposal for RP7	111
Table 56	Transmission Plant: Transformers, Reactors & Strategic Spares – Investment strategy	112
Table 57	T14, T16 and T701 – FD review of unit costs	122
Table 58	Transmission Plant: Transformers, Reactors & Strategic Spares – Recommendations summary	123
Table 59	Transmission Plant: Protection – NIE Networks investment proposal for RP7	125

Table 60	Transmission Plant: Protection – Investment strategy	126
Table 61	Transmission Plant: Protection - Scoring methodology condition risk assessment	127
Table 62	Transmission plant: Protection – unit cost assessment	129
Table 63	Transmission Plant: Protection – Recommendations summary	131
Table 64	Transmission Overhead Lines - NIE Networks investment proposal for RP7	132
Table 65	Transmission Overhead Lines - Investment strategy	134
Table 66	Comparison of RP7 v RP6	135
Table 67	275kV and 110kV Overhead Line unit cost assessment	141
Table 68	275kV and 110kV Overhead Line lump sum cost assessment	144
Table 69	Calculation of unit costs for T19c	150
Table 70	Transmission overhead lines recommendations summary	152
Table 71	Transmission Cables - NIE Networks investment proposal for RP7	154
Table 72	Transmission cables - Investment strategy	155
Table 73	Lump sum cost breakdown analysis	159
Table 74	Summary of NIE Networks' response to the DD for T20m	161
Table 75	GHD updated assessment of T20m	162
Table 76	Transmission cables recommendations summary	163
Table 77	GHD Recommended RP7 Capex Summary	165

Figure index

Figure 1	NIE Networks: condition driven investment process chart	5
Figure 2	Comparison of Model Outputs - 33 kV Replacement Volumes	22
Figure 3	Distribution Primary plant – Unit cost assessment	27
Figure 4	D13o – cumulative NPV of options presented by NIE Networks in its CBA	33
Figure 5	Comparison of Model Outputs - 11 kV & LV Asset Replacement Volumes	50
Figure 6	Distribution Secondary plant – Unit cost assessment	53
Figure 7	Distribution protection – Condition assessment summary for 33 kV sites (retrofit)	65
Figure 8	Distribution protection – Condition assessment summary for 11 kV sites (retrofit)	66
Figure 9	Table 1 extract from EJP 2.501 Transmission Equipment Review	120
Figure 10	NIE Networks requested spares based on EJP 2.501 analysis	121
Figure 11	Comparison of RP6 and RP7 Costs: EJP 2.101	158

Appendices

Appendix A	Detailed recommendations
------------	--------------------------

1. Introduction

GHD has been appointed by Utility Regulator (UR) for Northern Ireland to provide Engineering Support and Asset Management advice in their determination for the expenditure allowance for the electricity network operator (Northern Ireland Electricity Networks (NIE Networks) in the period April 2025 to March 2031 (termed RP7 period) The support provided by GHD covers five specific work packages which form part of NIE Networks' overall capex expenditure submission covering the RP7 period.

Specifically, the scope of GHD's engineering support covers the following work packages (WP):

- WP1: Distribution Plant & Protection;
- WP2: Supervisory Control & Data Acquisition (SCADA) and Operational Telecommunications Network (OTN);
- WP3: Transmission Plant & Protection;
- WP4: Transmission Overhead Lines (OHL); and
- WP5: Transmission Underground Cables.

Our role includes the requirement to carry out a detailed and critical analysis of NIE Networks' RP7 capex plan relating to the above five WPs, including review of additional documentation provided by NIE Networks during the analysis stage of the project.

We have used our technical engineering and asset management experience to review, analyse and challenge the non-load related capital expenditure. Throughout our review and analysis we have taken due cognisance of the need to ensure that our recommended capex allowances and volumes for RP7 period represent the most efficient use of expenditure and best value for money for the customer.

1.1 Purpose and structure of this report

This report follows the GHD Final Draft Determination (DD) Report that was issued on 23 October 2023 (the 'Final DD Report'). This document presents our updated recommendations following review of NIE Networks' response to the DD, and is submitted to the UR for consideration in its Final Determination (FD).

This report presents our updated analysis of the NIE Networks RP7 business plan capex requirements relating to the five specific WPs itemised above.

This report retains the original analysis from the 'Final DD Report', but includes additional details related to the FD analysis. As such, this draft report provides the following:

- A detailed description of the processes and techniques used to analyse and challenge the business plan submissions, engagement sessions held with NIE Networks and outcomes from these in Section 2. This includes a new section covering the approach adopted for the FD analysis in Section 2.3.
- A high-level introduction to the NIE Networks' requested capex allowance for RP7 in Section 3;
- For each of the five areas under review – presented across sections 4-12 - documentation of:
 - NIE Networks' requested allowances and volumes;
 - GHD's analysis at the time of the DD, comprising:
 - the recommended DD allowance and volumes.
 - the reasons for any recommended changes; and
 - where it is the case, the reasons why no changes are recommended;
 - A summary of NIE Networks' response to the DD;
 - GHD's updated analysis, for sub-programme expenditures subject to challenge in NIE Networks' response to the DD; and
 - An overall summary of the GHD recommendations (DD and FD recommended allowances, alongside the requested amounts).

It should be noted that the totals presented in this report are subject to rounding, based on the precise unit costs.

1.2 Scope and limitations

This report has been prepared by GHD for Utility Regulator for Northern Ireland and may only be used and relied on by Utility Regulator for Northern Ireland for the purpose agreed between GHD and Utility Regulator for Northern Ireland.

GHD otherwise disclaims responsibility to any person other than Utility Regulator for Northern Ireland arising in connection with this report. GHD also excludes implied warranties and conditions, to the extent legally permissible.

The services undertaken by GHD in connection with preparing this report were limited to those specifically detailed in the report and are subject to the scope limitations set out in the report.

The opinions, conclusions and any recommendations in this report are based on conditions encountered and information reviewed at the date of preparation of the report. GHD has no responsibility or obligation to update this report to account for events or changes occurring subsequent to the date that the report was prepared.

The opinions, conclusions and any recommendations in this report are based on assumptions made by GHD described in this report. GHD disclaims liability arising from any of the assumptions being incorrect.

1.3 Assumptions

GHD has prepared this report on the basis of information provided by NIE Networks and UR, which GHD has not independently verified or checked beyond the agreed scope of work. GHD does not accept liability in connection with such unverified information, including errors and omissions in the report which were caused by errors or omissions in that information.

2. GHD assessment summary

Within this section of the report, we provide an explanation of the approach that we have used in undertaking our analysis of NIE Networks' capex submission for the RP7 period. We have used a multi-stranded approach to assess the capex submission for each of the five specific WPs. The following sub-sections provide an overview of the processes and techniques used.

The application of each approach is described in more detail within the report sections specific to each WP:

2.1 Assessment approaches

2.1.1 Detailed review of RP7 Engineering Justification Papers

Via UR, NIE Networks provided a suite of Engineering Justification Papers (EJPs) covering each of the five specific WPs within the scope of GHD review. Each EJP is structured in a consistent format, setting out the Investment drivers and strategy for RP7, options considered and NIE Networks' proposed capex and associated volumes for RP7.

During our analysis, we have reviewed a total of 46 EJPs.

Generally, we found the EJP's provided some useful background to NIE Networks' RP6 strategy and presented a high-level description of the investment drivers and proposed investment (both costs and volumes) for the RP7 period. However, the EJPs lacked sufficient detail to support NIE Networks' proposed RP7 investment plan, with little analysis of options considered; we therefore sought additional clarification through the Q&A (query log) process and targeted engagement sessions.

The following points represent the key elements where the EJPs lacked detail and so clarification and / or supplementary information was requested, which is discussed in the following sub-sections relating to each WP:

- Whilst references were made to condition assessed based ranking of equipment, no evidence was provided to support the condition assessment scoring or equipment ranking that underpinned requested volumes.
- Whilst in some cases, options were identified, there was no quantified risk and cost comparison between options.
- Limited breakdown of or justification of proposed costs.
- Any commentary on assessment of options was superficial, without substantiation. In some cases it appeared as though cutting and pasting between EJPs had been extensively utilised.
- In many cases too few options have been considered and obvious options not included in some.
- Limited details regarding the basis of the proposed works were provided in most cases.

The combination of EJP sub-categories, sometimes across and sometimes which address significantly different work packages based on different source data and justifications, resulted in broad categorisations within EJP. This inevitably results in EJPs which are not as robust as could be envisaged with a more structured approach to the presentation of EJPs.

Following queries by GHD, enhanced details regarding the condition assessment process, supporting documentation and records were provided to evidence the justifications, and some expanded information was provided however, NIE Networks has not presented evidence of a robust investment appraisal of options.

For the purposes of this review a lack of robust investment appraisal has been applied in some cases as the justification to modify the allowance when there is a reasonable probability that the deficiency has materially impacted the investment proposal for the sub-programme. However, the lack of robust investment appraisal and optioneering processes has been a serious impediment to assessing the EJPs.

It should also be noted that whilst a less than robust investment appraisal of options can result in disallowances to proposed costs and volumes, it is also equally possible that the need for additional cost and volume allowances has not been identified.

2.1.2 Comparison of RP6 v RP7 run rates (volume analysis on an annualised basis)

The majority of RP7 work programmes within the scope of GHD review, relate to a continuation of existing asset replacement / refurbishment programmes from RP6 and in some cases, earlier review periods. For each asset category, we have included an assessment of the historic rates of replacement / refurbishment (termed “run-rate”) v proposed RP7 forecast rates of replacement / refurbishment.

Given the relatively long-life expectancy of most asset categories, the change in run-rate between subsequent review periods would typically be relatively small, unless driven by a significant change in asset condition or the company’s approach to managing asset risk.

Where appropriate, a run-rate comparison is presented in the following sections to indicate the average annual forecast outturn volume in RP6 and the average annual volume requested by NIE Networks for RP7. In general, in this report ‘RP6’ is taken to mean the 7.5 year period including the extension year, i.e. covering Oct 2017 to March 2025 inclusive. The analysis of run rates presented in this report considers the annual average for the 7.5 years of the RP6 period compared with the annual average for the 6-year RP7 period.

Table 1 indicates the durations of the regulatory periods applicable to NIE Networks.

Table 1 Regulatory periods

Period	Dates ¹	Duration (years)
RP5	2012/13 to 2016/17 plus 2017/18 (half year)	5.5
RP6 (original)	2017/18 (half year) plus 2018/2019 to 2023/24	6.5
RP6 Ext	2024/25	1
RP7	2025/26 to 2030/31	6

2.1.3 Unit cost comparison (RP6 v RP7)

NIE Networks’ proposed costs for the RP7 period have been compared on a unitised basis with their outturn costs over the RP6 period. This is a useful comparison as it allows for assessment at a detailed sub-programme level, consistent with the structure of NIE Networks investment programmes and consistent within its reporting within the “Network Investment Reporting template”.

Given that the costs are all reported in 2021/22 prices, are not subject to inflation and excluding any impact of Real Price Effects (RPEs), then any significant difference between proposed unit costs has been studied to determine the main drivers for such difference and if such a driver is considered reasonable and efficient. For example, a change in technical specification of ground mounted transformers to comply with EU legislation may be a justifiable explanation for an increase in unit costs for distribution transformers.

In relation to independent unit cost benchmarking, we note that NIE Networks commissioned a benchmarking study by NERA. Within the NERA report², they explained their approach in using NIE Networks’ outturn RIGs data for 2012/13-2021/22, and DPCR5 data for British DNOs (i.e. 2011-2015) from Ofgem’s RIIO-ED1 benchmarking database. British DNOs’ costs and volumes data for years beyond 2016 were not available at the required level of granularity. We also note that NERA explained that “...In order to ensure a like-for-like comparison with British DNOs we assessed NIE Networks’ capex unit cost efficiency compared to the British DNOs only for those line items for which NIE Networks reported both cost and volume data over the three-year period. As a result, we only compare NIE Networks’ historic capex unit costs against British DNOs in certain non-load related cost categories:

¹ Each year runs from April to March and half year refers to April to September and October to March, respectively.

² BE A03 NERA Comparative Benchmarking to Support the RP7 Plan.pdf

asset replacement, refurbishment, legal and safety, environmental reporting and operational IT&T expenditures³...”.

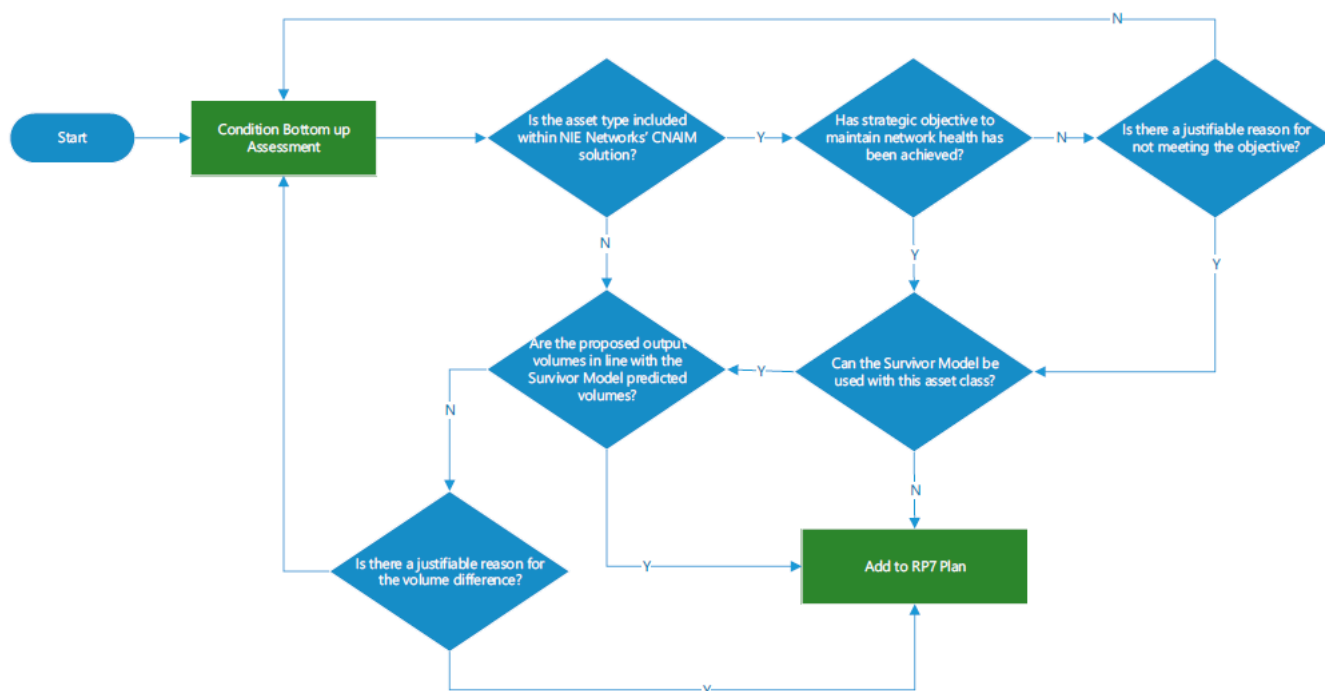
Given the limited range of suitable asset categories to be included within the benchmarking study, our focus on the cost assessment within the following sections is based on assessment of RP6 outturn unit costs benchmarked against the RP7 unit costs at a sub-programme level. For this assessment, only the actual outturn costs and volumes reported for the RP6 period have been considered (i.e. excluding the forecast provided for the remainder of the RP6 period at the time of submission of the Business Plan). As such, the unit costs for RP6 were calculated from data covering a period of 5.5 years (October 2017 to March 2023).

2.1.4 Detailed analysis of NIE Networks’ condition assessment modelling outputs

Within the NIE Networks Business Plan, Section 7 provides details of NIE Networks’ condition-based modelling approach which applies to all programmes which fall under their condition-based investment strategy.

Figure 37 of the Business Plan (Page 126) summarised the NIE Networks triangulated approach - presented in Figure 1 below:

Figure 1 NIE Networks: condition driven investment process chart



In most cases, NIE Networks has used its own condition-based models as the main driver for justifying its RP7 investment plans. Where possible, NIE Networks has benchmarked its identified RP7 volumes relative to both the Common Network Asset Indices Methodology (CNAIM) and the Survivor Age Based Replacement modelling and assessment.

The EJP’s relating to each of the asset categories presents the output volumes from the three modelling approaches (where such modelling is possible), provides high level commentary on the comparable volumes and any observed differences. However, in general the EJPs provided insufficient detail to support judgements about what the model outputs are claimed to show and how resultant conclusions have been reached. As such, the detailed condition assessment models were requested for each expenditure category, which have been assessed and details presented in the relevant sections for each WP.

³ NERA Report - Section 3.2.4

For each asset category, the modelled files contained a full schedule of assets by location and scoring against a range of asset condition and location factors. Our analysis of the scoring criteria and ranking / prioritisation methodology was necessary to determine the reasonableness of NIE Networks' proposed RP7 volumes.

2.1.5 Review of Cost Benefit Analysis information provided

The EJPs submitted by NIE Networks include details of the recommended approach for each expenditure category, including the options explored. On inspection, the range of options considered and details presented for the quantitative evaluation options was found to be limited. As such, further details were requested in support of the optioneering and Cost Benefit Analysis (CBA).

The CBA spreadsheets provided make use of the Ofgem 'RIIO-ED2 Cost Benefit Analysis template', which includes calculation of the depreciation on the capitalised portion of the investment and the cost of capital associated with the investment to be expensed, based on the fixed assumptions indicated in Table 2 below.

Table 2 Ofgem CBA template – fixed assumptions

Parameter	Assumed value	Comments
Assumed asset life	45 years	-
Pre-tax WACC	5%	Spreadsheet instructions state 'enter DNO specific pre-tax WACC figure'.
Discount rate	3.5% (up to and including 30 years) 3.0% (beyond 30 years)	Fixed in spreadsheet based on 'HMRC Green Book (see Discount Factors spreadsheet 'Standard Discount Factors' tab)
Capitalisation rate	85%	Spreadsheet instructions state 'DNOs should add their own capitalisation rate assumptions in line with Business Plans where necessary. We have set a capitalisation rate of 85% as a default assumption'.

The spreadsheet template allows for a range of options to be considered, including application of benefits in the form of 'Avoided DNO costs' and/or 'Societal benefits, i.e. costs avoided'. However, this functionality does not appear to have been used by NIE Networks and, as such, the CBA template merely presents the different costs associated with the limited options considered. The lack of detail presented on the benefits means that the justification for the choice of option in each case is limited, with no understanding of the impact of the selection compared with the alternatives (e.g. quantitative assessment of the impact of increased operating costs associated with options with lower up-front investment costs, and vice versa).

2.1.6 Use of Query Log

Throughout the analysis stage, GHD sought clarifications from NIE Networks by use of the UR query log, populated by GHD team and submitted to NIE Networks for their response. In total, GHD submitted a total of 220 queries via the query log to NIE Networks, who duly provided responses to all queries raised.

2.2 Outcomes from engagement sessions prior to DD

Throughout the analysis stage, GHD held a series of engagement sessions with representatives from NIE Networks, with UR also attending each session. The engagement sessions held, together with a summary of the main outcomes, are summarised in Table 3 below.

Table 3 Summary of engagement sessions with NIE Networks

No.	Date	Location	Scope of Engagement Session	Summary of outcomes
1	6 th July 2023	Virtual (Zoom) Conference	<p>WP1 & WP3:</p> <ul style="list-style-type: none"> – Transmission & Distribution Plant Condition Assessment relating to Renewals for RP7; – Drivers for Unit Cost increases in RP7 relative to RP6. 	<p>NIE Networks demonstrated on-screen an example of condition assessment model for 11 kV (& 6.6 kV) switchboards used to determine their proposed RP7 replacement volumes.</p> <p>Following the session, NIE Networks agreed to provide detailed condition assessment models for a selection of asset sub-programmes.</p> <p>These were provided and enabled GHD to carry out a detailed technical review of the condition-related information included within the provided files.</p> <p>In relation to the proposed unit costs used in the development of the RP7 forecast, NIE Networks presented detailed cost build analysis that demonstrated their methodology and assumptions used in applying various cost drivers applied to their RP6 outturn costs.</p>
2	8 th August 2023	Virtual (Zoom) Conference	<p>WP4: Transmission OHL</p> <p>Review the outputs of the inspection regime and understand how this data is managed and compiled including review:</p> <p>The source inspection records including:</p> <ul style="list-style-type: none"> – Foot patrols – Helicopter patrols – Outage and non-outage visual climbing inspections – Cyberhawk drone assessments – LiDAR surveys – Conductor sampling (summary of results noted in UR-0080 - 110kV Overhead Lines - Conductor Replacement.pdf) <p>Systems and spreadsheets compiling the data e.g. Cyberhawk SS URQ78 Spreadsheet</p> <ul style="list-style-type: none"> – Review the assessment process – Spreadsheets and systems which compare, manipulate, categorise etc. the inspection outcomes 	<p>NIE Networks provided detailed on-screen examples of the inspection data captured through different processes in place.</p> <p>Following the session, NIE Networks agreed to provide detailed inspection data for a range of line inspection methodologies. These included:</p> <ul style="list-style-type: none"> – LIDAR - 110 kV and 275 kV results spreadsheets. With adjustments based on detailed review and associated comments. – Cyberhawk - Excel extracts for results for all 110 kV and 275 kV circuits (110kV to be checked that previously provided is correct). – Summary spreadsheet compiling the Cyberhawk results and circuit % values used in the EJP. – Maximo - Source / s and derivation of the 75 towers inaccessible due to vegetation referenced in EJP 2.302 section 4.5. – Conductor Samples - 110 kV and 275 kV sample reports. – Tower Painting - Benchmarking carried out for RP6 for reduction to 15 year cycle (recognise this may be difficult to find). – Painting spreadsheet (with individual circuit tabs and summary page identifying circuits proposed) – Foundations - 110 kV foundation assessment results (Summary spreadsheet if possible / available) and details of the source / derivation of the 5% expected repairs rate. <p>The information was used by GHD to inform our recommended capex allowances for RP7.</p>

No.	Date	Location	Scope of Engagement Session	Summary of outcomes
			<ul style="list-style-type: none"> – Documentation of the assessment process and investment decisions not already provided 	
3	14 th August 2023	Virtual (Zoom) Conference	<p>WP2: SCADA & OTN SCADA Network Manager and RTU Replacements</p> <ul style="list-style-type: none"> – RTU Sizing / Specification; – Upgrade of Network Manager Hardware / Software – Battery replacement at Primary Substations – RP7 costs / volumes / assumptions <p>Operational Telecoms Network Development & Replacement</p> <ul style="list-style-type: none"> – Clarification of scope of works – RP7 costs & volumes <p>DSO Operational Telecoms Network Transition</p> <ul style="list-style-type: none"> – Clarification on scope and future proofing – RP7 costs & volumes 	<p>NIE Networks presented some slides that were prepared in response to the discussion points circulated prior to the meeting.</p> <p>By way of overview, a diagram showing the 'EJP dependencies' was presented, which illustrates 3 proposed reopener mechanisms to account for uncertainties:</p> <ul style="list-style-type: none"> – SONI asset transfer (EJP 4.103): – DSO Operational Telecoms (2 stages) – 1) DSO requirements; 2) detailed design. – OTN Comms conditional investment, reflecting the dependence on the decision/approval for use of private LTE network. <p>Detailed clarifications were provided to points raised by GHD ahead of meeting. Additional information was agreed and NIE Networks provided this after the event.</p> <p>The information was used by GHD to inform our recommended capex allowances relating to WP2 for RP7.</p>

2.3 Assessment approach following review of NIE Networks' response to the DD

This report presents GHD's updated recommendations for the expenditure allowances, and is provided to the Utility Regulator following review of NIE Networks' response to the DD. NIE Networks' full response to the DD was received by GHD 28/03/2024, and comprises a narrative response document as well as 17 supporting annex files related to the sub-programmes subject to our review in WP1-5.

The information submitted as part of the NIE Networks' response to the DD has been reviewed by GHD following the same approaches as described in section 2.1, where applicable.

Following the initial review of the response to the DD, queries were raised by GHD relating to the following sub-programmes, and responses were received from NIE Networks to all of these:

- D14l - 33-11kV Oil Regeneration;
- D14i - Sump pumps;
- D15x - Secondary Sub Legalities;
- D603a - 33kV Protection Retrofit;
- T10 - 110kV CBs;
- T17m and T19p – 275kV and 110kV Remedial, respectively; and
- T20m - Transmission Cables Accessories and Ancillaries.

Alongside the query process, an engagement session was held with NIE Networks on 07/06/2024 to discuss the outstanding queries as well as discussion points related to the following sub-programmes:

- D15o - Secondary civils;
- T10d and e - Refurbish and replace 110kV Circuit Breakers, respectively;
- T11g - Security systems;
- T13f and T14c - Replace associated cable; and
- T17e, v, y, aa and T19b, c, g, g1, ab, ad, ai & aj – various sub-programmes related to 275kV and 110kV overhead lines.

Slides were presented during the engagement session on 07/06/2024, and were circulated after the meeting including embedded Excel and Word files. In addition, subsequent follow-up submissions were provided following the meeting for review, and the updated recommendations presented in this report are based on our review of all information submitted.

In addition to the specific points arising from the review of new information submitted by NIE Networks, GHD undertook a review of the application of unit costs at the request of the UR.

3. Review of RP7 capex requirements - Introduction

Within Table 4 below, we summarise NIE Networks’ requested RP7 capex for each of the WPs within the scope of GHD’s review. For comparison purposes, the table also presents the RP6^{4,5} capex for each WP.

Table 4 NIE Networks’ Requested RP7 Capex Summary

	Programme ID	RP6 Capex £k (actual + forecast)	RP7 Capex £k (requested)
WP1	Distribution (Primary & Secondary) Substation Plant	86,169	104,995
WP2	SCADA & Operational Telecomms	4,173	18,759
WP3	Transmission Plant	27,071	49,960
WP4	Transmission OHL	14,210	36,901
WP5	Transmission Underground Cables	514	4,702
	TOTAL	132,135	215,317

Clearly, NIE Networks is proposing a significant increase in RP7 capex compared to RP6 period. Major increases are proposed in all WP categories. Approximately £155m is proposed to manage risks relating to the transmission and distribution substation assets (WP1 & WP3) with a further £42m proposed to manage the transmission OHL and cable assets. The remaining capex (approximately £19m) relates to planned investments in the SCADA and OTN assets.

An overall increase of £83m is proposed across RP periods; accounting for the longer RP6 period (relative to RP7), then the annualised capex in RP7 is approximately double the outturn for RP6 period (£36m v £18m).

Given these significant increases across all WPs, we have undertaken a thorough and detailed assessment of NIE Networks’ investment plans and the findings, conclusions and recommendations following our assessment are presented for each WP in the following sections. Each section is structured in a consistent way and presents the following:

- The NIE Networks’ requested allowance is detailed by work programme and sub-programme, with explanation of the main drivers for each proposed investment.
- Detailed GHD commentary and analysis of the RP7 submission for the DD.
- Summary of NIE Networks’ response to the DD, setting out where it challenged the DD decision, including provision of further information across certain work programmes to support their RP7 submission.
- Detailed GHD commentary and analysis of NIE Networks’ response to the DD, including consideration of any additional information provided.
- GHD’s recommended RP7 FD allowances for each work programme and sub programme.

⁴ Within this document – unless stated otherwise, the reference to RP6 period covers the full 7.5 year period of the original RP6 period of 6.5 years plus the one year extension to RP6

⁵ RP6 capex includes outturn data to end March 2023 and forecast data to end March 2025

4. Review of RP7 capex requirements - WP1: Distribution plant – Primary plant

This section presents details of our analysis of the expenditure proposals for primary distribution plant, comprising 33 kV switchgear, primary substation switchgear at 11 and 6.6 kV, other investment associated with primary substations and 33/11 kV or 33/6.6 kV transformers.

4.1 RP7 requested allowance

NIE Networks' proposed investment for the RP7 period is itemised below in Table 5 for each of the sub-work programmes included within D13 and D14 programmes. The table shows comparison of costs and volumes over the RP6 period relative to the RP7 period.

4.1.1 RP7 Costs and volumes

Table 5 Distribution Primary plant - NIE Networks investment proposal for RP7

Sub-programme ID ⁶	EJP ref	RP6. allowance		RP6 outturn ⁷		RP7 proposed	
		Costs £k	Volumes	Costs £k	Volumes	Costs £k	Volumes
D13 - Primary Plant (sub-total)		33,719	924	33,387	916	29,903	1,196
D13a - Replace indoor switchgear (33kV)	EJP 1.301	6,646	51	8,875	66	3,745	24
D13b - Replace outdoor switchgear - circuit breaker (33kV)	EJP 1.302	3,211	64	4,521	75	4,553	67
D13c - Replace outdoor switchgear - complete mesh (with indoor switchboard)	EJP 1.303	5,219	53	2,368	24	1,925	11
D13d - Replace outdoor switchgear - mesh equipment (33kV)	EJP 1.302	910	7	1,175	10	715	5.5
D13e - Replace primary switchgear (33kV, 11kV & 6.6kV)	EJP 1.304	10,201	214	7,272	187	3,422	55
D13i - Civil works to primary substations	EJP 1.806	2,236	40	3,038	26	3,323	-
D13j - Primary substation lease renewal	EJP 1.807	1,184	-	383	-	4,301	-
D13k - Replace primary switchgear (11kV & 6.6kV) retro-fit	EJP 1.304	2,023	85	3,657	151	2,159	93
D13l - Refurbish primary S/S DC system	EJP 1.307	977	76	1,010	72	597	44
D13m - Rewire primary S/S (inc. AC services panel)	EJP 1.307	718	38	645	34	822	45
D13n - Plant painting (primary)	EJP 1.306	161	65	228	70	497	150
D13o - Replace earth fault indicator	EJP 1.305	235	231	215	201	565	559
D13r - 11kV Reyrolle Hadrian SMW Refurbishment	EJP 1.304	-	-	-	-	431	22

⁶ Sub-programme IDs are defined by NIE Networks internally and are part of their work programme structure and relate to the main programme ID

⁷ RP6 outturn costs and volumes include actual values up to end of March 2023, and forecast values for the remainder of the RP6 period

Sub-programme ID ⁶	EJP ref	RP6. allowance		RP6 outturn ⁷		RP7 proposed	
		Costs £k	Volumes	Costs £k	Volumes	Costs £k	Volumes
D13s - YMV2 Reyrolle Refurbishment	EJP 1.304	-	-	-	-	2,348	120
D13u - Asbestos Management	EJP 1.806	-	-	-	-	250	-
D13v - Primary physical security	EJP 1.805	-	-	-	-	250	-
D14 - Primary Transformers (sub-total)		6,481	58	7,644	55	16,088	458
D14b - Replace 33/11kV Transformer (up to 12.5MVA)	EJP 1.306	471	2	810	2	729	2
D14c - Replace 33/11kV or 33/6.6kV Transformer (up to 18.75MVA)	EJP 1.306	5,465	20	6,465	17	10,989	30
D14g - Transformer refurbishment	EJP 1.306	494	6	303	6	413	12
D14h - Cooler controls replacement	EJP 1.306	-	-	-	-	25	12
D14i - Sump Pumps	EJP 1.306	-	-	-	-	1,148	184
D14j - Transformer Noise Enclosures	EJP 1.308	-	-	-	-	1,679	8
D14k - Noise Surveys	EJP 1.308	51	30	66	30	365	170
D14l - 33/11kV Tx Oil Regeneration	EJP 1.306	-	-	-	-	740	40
Total		40,201	982	41,031	971	45,991	1,654

The following initial observations are made in relation to the NIE Networks RP7 investment plan associated with primary substation plant.

- RP7 requested capex of £45.9m is 12% higher than outturn / forecast RP6 capex of £41.0m;
- Noting the differing price control periods (RP6+ Extension = 7.5 years; RP7 = 6 years), the normalised difference in RP7 costs relative to RP6+E costs for these sub work programmes is an increase of 40%;
- There are eight sub-programmes for which there was either no investment in RP6 or the works were carried out within the scope of a different sub-programme. These sub-programmes account for approximately £6.9m of the proposed RP7 capex;
- It is evident that in many cases, the capex relates to ongoing replacement programmes implemented in RP6 and in some cases, RP5 also;
- More than £31m of capex (approximately 67%) of the proposed RP7 capex relates to the replacement of 33 kV transformers, and the replacement or refurbishment of 33 kV and 11 kV switchgear.

4.1.2 Strategy for proposed investment

This programme of investment has been included in the RP7 submission to provide funding for NIE Networks to replace (or in some cases refurbish) aging primary distribution assets on its network. NIE Networks has provided documents (EJPs, as referenced above in Table 6) for each of the sub-programmes, describing the assets and providing brief details of the condition and performance of the equipment, in support of the needs case for investment.

The proposed strategy for investment in RP7, as stated by NIE Networks, is summarised in Table 6 below for each of the sub-programmes.

Table 6 Distribution Primary Plant – Investment strategy

Asset Category (Sub Work Programme)	EJP reference	Investment strategy
D13a - Replace indoor switchgear (33kV)	EJP 1.301	Replacement of circuit breakers, which have been ‘prioritised based on condition information, known type defects, failure and defect information, availability of spares, technical support and assigned ratings’. This programme ‘is a continuation of the programme commenced in RP5 to replace the poor condition assets’. Whilst the above general statement has been used by NIE Networks, no specific type defects are cited for D13a.
D13b - Replace outdoor switchgear - circuit breaker (33kV)	EJP 1.302	The strategy ‘to maintain the asset health’ comprises: – Replacement of 33 kV outdoor circuit breakers (D13b) as a continuation of the ongoing programme from RP6: • ‘Oil units will be replaced based on condition, known type defects, failure information, availability of spares, technical support and assigned ratings’; and • ‘SF6 units replaced to comply with the F-gas regulations’. – Mesh upgrades (D13d) ‘to complete the programme commenced in RP4 by the end of RP7 as originally specified’. NIE Networks subsequently advised that there is a combination of full and half mesh refurbishments. ‘Half meshes are sites where, for example, previous works have been carried out under various load or connections jobs, so that only half of the mesh needs refurbished’.
D13d - Replace outdoor switchgear - mesh equipment (33kV)		
D13c - Replace outdoor switchgear - complete mesh (with indoor switchboard)	EJP 1.303	Sites have been identified where ‘mesh circuit breakers require replacement with... indoor equivalents to effectively use available space for construction work and improve the resilience of the network. The circuit breakers have been identified based on condition, known type defects, failure information, availability of spares, technical support and assigned ratings’. ‘This asset class is linked to the outdoor to outdoor replacements in EJP 1.302. The combination of these two interventions improves the health of the outdoor breaker asset class, primarily due addressing gas leaks as per the F-Gas legislative requirements’. The affected sites are confirmed to be different for the D13b and D13d categories.
D13e - Replace primary switchgear (33kV, 11kV & 6.6kV)	EJP 1.304	Strategy to ‘maximise the life of 11kV and 6.6kV primary switchboards’ through a combination of replacement and retrofit. D13e and D13k are a continuation of previous programmes and NIE Networks states that ‘in RP5 and RP6, we demonstrated efficiency savings through retrofitting, and have identified further opportunities to use recovered spares post retrofitting (dependent upon condition assessment of recovered limited spares) to further manage the risk of asset failure’. In RP7, ‘the overall asset health of the 11kV and 6.6kV primary switchboards will deteriorate through this programme, but the levels of risk and system reliability will be manageable, via retrofit programmes and continued inspection and maintenance processes’. In addition, the refurbishment of Hadrian SMV and YMV2 Reyrolle 11kV switchgear (D13r and D13s, respectively) is required ‘to address a known defect associated with these two specific switchgear types. These defects are known to result in maloperation of the circuit breakers increasing the risk of an incident occurring, should a faulted section of the network not be isolated in a timely manner’.
D13k - Replace primary switchgear (11kV & 6.6kV) retro-fit		
D13r - 11kV Reyrolle Hadrian SMV Refurbishment		
D13s - YMV2 Reyrolle Refurbishment		
D13o - Replace earth fault indicator	EJP 1.305	Strategy to ‘continue with the programme started in RP6 to replace non-operational EFIs with remote indication functionality at current strategic locations. The maintenance programme will replace other non-operational EFIs with local only indication in tandem with RMU maintenance’.

Asset Category (Sub Work Programme)	EJP reference	Investment strategy
D13n - Plant painting (primary)	EJP 1.306	<p>Strategy to replace 'units during RP7 is to control safety risk, and improve the asset health of the 33/11 kV transformer population. The decision-making methodology hierarchy is as follows; condition assessment, refurbishment where possible and once refurbishment options have been exhausted, replacement of poor condition assets' (D14b-c).</p> <p>In addition, various ancillary refurbishment works (D13n, D14g-i, D14l) for 'existing transformers on the network not being replaced' are stated as being 'necessary to sustain safety and asset risk at acceptable levels... This is the minimum investment is required in RP7 to provide a safe, reliable and resilient network'</p>
D14b - Replace 33/11kV Transformer (up to 12.5MVA)		
D14c - Replace 33/11kV or 33/6.6kV Transformer (up to 18.75MVA)		
D14g - Transformer refurbishment		
D14h - Cooler controls replacement		
D14i - Sump Pumps		
D14l - 33/11kV Tx Oil Regeneration	EJP 1.307	<p>Strategy to replace/refurbish ancillary equipment based on 'review of all distribution substations to ascertain the extent of ancillary works required to resolve condition and safety issues' and 'replace existing poor condition ancillary works where possible in conjunction with planned equipment replacement'.</p>
D13l - Refurbish primary S/S DC system		
D13m - Rewire primary S/S (inc. AC services panel)	EJP 1.308	<p>Strategy to install noise enclosures (D14j) to 'take into consideration all noise complaints received and recommendations from recent RP6 noise surveys. Sites with known noise emissions exceeding the current maximum statutory limits have been included within the RP7 programme'.</p> <p>In addition, proposed continuation of the programme to undertake noise surveys to 'to proactively manage noise issues'.</p>
D14j - Transformer Noise Enclosures		
D14k - Noise Surveys		
D13v - Primary physical security	EJP 1.805	<p>Security of substations must meet the requirements of the Electricity Safety, Quality and Continuity Regulations (NI) 2012, National Protective Security Authority (NPSA) guidance and provide a safe place of work in accordance with the Health and Safety at Work (NI) Order 1978.</p> <p>A review of current security arrangements in consideration of the above legislation and guidance has been completed at substations constructed in the 1960s up to the 1980s. This has highlighted a number of issues that require resolution.</p> <p>New programme is proposed for RP7 period - based on the need to commence necessary works to improve existing physical security arrangements at specific Transmission, Primary and Secondary sites. The planned upgrades will resolve a wide range of site physical security issues and ensure legislation compliance primarily at the sites being visited during the regulatory period to complete other works e.g. switchgear, transformer and ancillary equipment replacement</p>
D13i - Civil works to primary substations	EJP 1.806	<p>The RP7 strategy is based on the need to commence a prioritised programme of civil works that have been assessed on a site-by-site basis for the primary sites. These works will be programmed alongside other activity (i.e. replacing switchgear) to minimise disruption and maximise efficiency in delivery.</p> <p>NIE Networks has also identified risks relating to the presence of asbestos that will be addressed in RP7. All sites to have RP7 works completed at them have been assessed against the company's asbestos register and 145 have been identified as having asbestos present. The plan is to address the asbestos before other onsite works to ensure a safe working environment.</p>
D13u - Asbestos Management		

Asset Category (Sub Work Programme)	EJP reference	Investment strategy
D13j - Primary substation lease renewal	EJP 1.807	<p>The primary investment driver is to ensure that there is sufficient protection of land rights (i.e., long term security of tenure) before committing to investment in a new substation.</p> <p>The majority of substation sites are secured by lease agreement (with a right of way for access and easements for underground cables). These lease agreements vary in terms of timescale, but the majority are 42, 99 or 999 years.</p> <p>Following a review of lease terms in 1999, it was decided to agree all new and renewed leases for a minimum term of 99 years on standard lease terms. Many of the leases that were for 42 years have expired or are due to expire within the next 17 years.</p> <p>The strategy for RP7 is the same as RP6. Where a new substation is required or where it is intended to make a significant investment in the network, a freehold or long leasehold (at least 99 years) interest in the land will be sought. If a current site lease is nearing expiry (less than 5 years remaining on the lease) NIE Networks will seek to renew the lease before investing in the site.</p>

4.2 GHD DD analysis

4.2.1 Condition assessment analysis

The key findings from the review of the condition assessment files submitted by NIE Networks for review are shown below in Table 7 to Table 10. It should be noted that these have been inferred from the workings presented in the condition-assessment spreadsheet files rather than any supporting narrative explanation provided by NIE Networks.

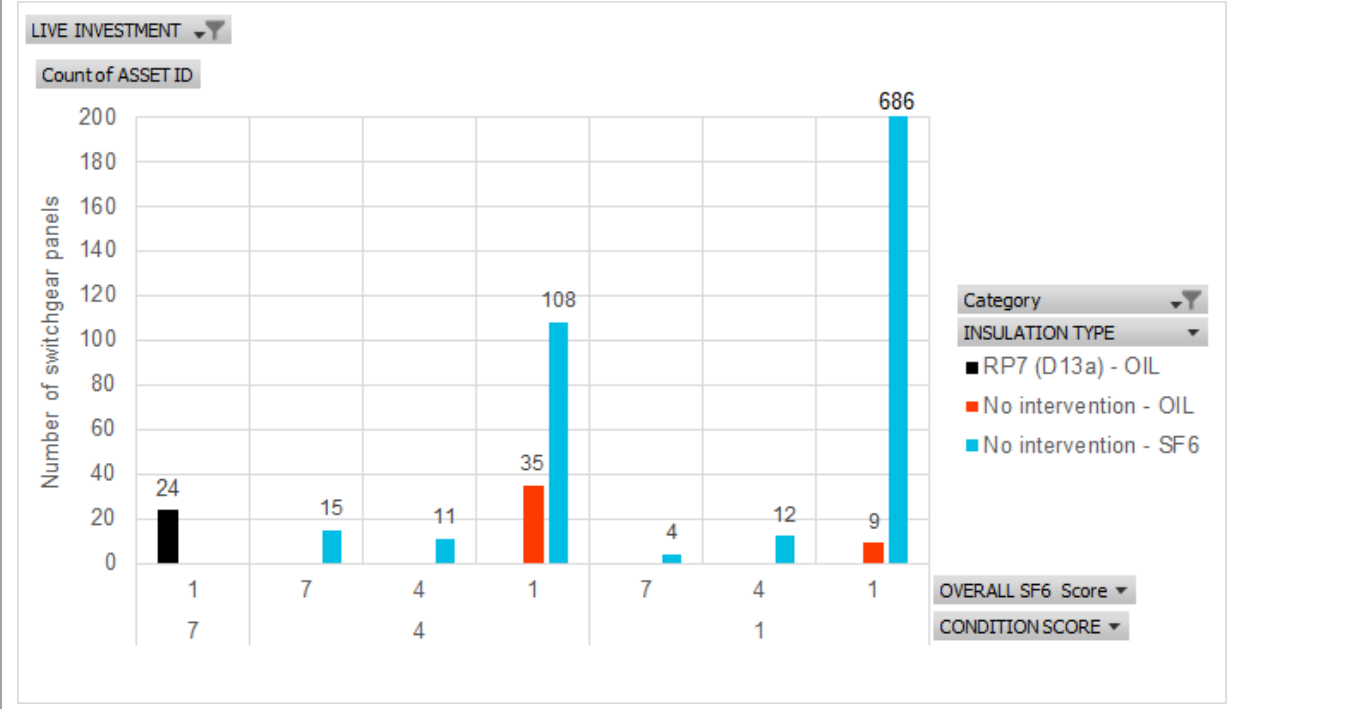
4.2.1.1 D13a - 33kV Indoor Switchboards

Table 7 33 kV Indoor Switchboards (D13a) - condition assessment summary

Element	Description
Condition points considered	<ul style="list-style-type: none"> – Switchgear remaining life – Overall SF6 score – Condition score – Spares etc score – Rating issues – Life extension score
Principal replacement driver(s)	<p>Condition score is the principal driver, with poor condition switchboards (condition score of 7) proposed for replacement. In its EJP, NIE Networks states that the condition score 'considers condition issues such as insulation degradation, defects, oil leaks, corrosion levels and overall condition' based on 'high voltage insulation testing, site inspections'. However, no detail has been provided about how the recorded condition score has been evaluated based on these underlying criteria.</p> <p>All of the other condition points appear to be secondary to the condition score.</p>
Volume / characteristics of proposed interventions	<p>24 oil insulated switchboards (all with poor condition scores) are proposed for replacement under expenditure category D13a. In its EJP, NIE Networks states that the 'condition assessment has highlighted the need to replace the identified Reyrolle L42T switchboards as a priority due to known type defects and failures'. The 24 panels proposed for replacement are all of this type, with an additional 45 (also in poor condition) identified as having been replaced in RP6.</p> <p>NIE Networks stated that 'primary bus bar insulation on the L42T switchboards is provided by bitumen-based compound whilst the voltage transformers chambers are filled with insulating oil' and 'due to the extent of the insulation degradation levels replacement is the only option'.</p>

Element	Description
---------	-------------

The figure below shows a summary of the planned volumes for intervention in RP7 and volumes of switchboards that have not been subject to any interventions in RP6. The x-axis shows the condition score at the bottom (outer group) and the overall SF6 score above (inner group).



Characteristics of assets excluded from intervention

- 35 oil insulated switchboards with average condition (score of 4) are not included in the proposed interventions. 5 of these are Reyrolle L42T type switchboards (subject to type defect highlighted above in relation to the switchboards proposed for replacement).
- 134 SF6 insulated switchboards with average condition are not included in the proposed interventions, of which 15 have a poor SF6 assessment (score of 7) and 11 have an average SF6 assessment (score of 4).
- 9 oil filled switchboards with good condition (score of 1) and 702 SF6 insulated switchboards with good condition have also been excluded from the proposed interventions, of which 4 of the SF6 insulated switchgear have a poor SF6 assessment.

Conclusion

Based on our review of the condition assessment model, we conclude that the stated volumes for RP7 interventions in the D13a expenditure category are reasonable and recommend allowance of these volumes for RP7 period.

4.2.1.2 D13b,c,d - 33kV Outdoor Switchgear

Table 8 33 kV Outdoor Switchgear (D13b,c,d) - condition assessment summary

Element	Description
Condition points considered	<ul style="list-style-type: none"> – Switchgear remaining life – Overall SF6 score – Condition score – Spares etc score – Rating issues – Life extension score
Principal replacement driver(s)	<p>Condition score is the principal driver, with the majority of the poor condition switches (condition score of 7) proposed for replacement. In its EJP, NIE Networks states that the condition score 'considers condition issues such as insulation degradation, defects, oil leaks, corrosion levels, oil condition, SF6 gas leaks and overall circuit breaker condition'. However, no detail has been provided about how the recorded condition score has been evaluated based on these underlying criteria.</p> <p>All of the other condition points appear to be secondary to the condition score.</p>
Volume / characteristics of proposed interventions	<ul style="list-style-type: none"> – 64 poor condition outdoor switches (condition score of 7; 48 oil filled and 19 SF6 insulated) are proposed for replacement with outdoor switches D13b, along with a further 3 average condition outdoor switches (condition score of 4; SF6 insulated; SF6 score of average or good), under expenditure category D13b. <ul style="list-style-type: none"> • 48 of the poor condition outdoor switches identified for replacement are SWS EO1 type, which NIE Networks states is subject to a defect that 'due to the age of the circuit breakers moisture ingress through degraded seals of the bushing causes paper degradation and subsequent loss of insulation. We have investigated repair options for the oil filled 33 kV circuit breaker, but this has not proven to a viable option'. • A further 10 of the poor condition switches are GEC OX36 33 kV circuit breakers, which NIE Networks states have 'an SF6 gas leak type defect associated with the viewing windows of each bushing. The repairs to date have found limited success with repeat repairs common. The OEM no longer supports this type of circuit breaker. In addition, the mechanism cubicle is prone to severe corrosion that cannot be replaced economically'. • The remaining 6 poor condition switches are Hawker Siddeley (Brush) Horizon 33 kV SF6/vacuum circuit breakers. NIE Networks states that 'there are several known type defects associated with the bushings and SF6 seals/gaskets', comprising degradation of the main tank top access cover and main tank mid gaskets (causing SF6 leaks) and degradation of semi-conductor paint applied to the bushings (causing insulation degradation and partial discharge). – In addition, 5 poor condition outdoor switches (score of 7) are proposed for replacement with indoor switches, under expenditure category D13c, of which 3 are of the SWS EO1 type. These are located at 2 sites (Ardboe Central and Gallahers), and NIE Networks states that 'five mesh circuit breakers require replacement with 11 indoor equivalents to effectively use available space for construction work and improve the resilience of the network'.
<p>The figure below shows a summary of the planned volumes for intervention in RP7 and volumes of outdoor switches that have not been subject to any interventions in RP6. The x-axis shows the condition score at the bottom (outer group) and the overall SF6 score above (inner group).</p>	

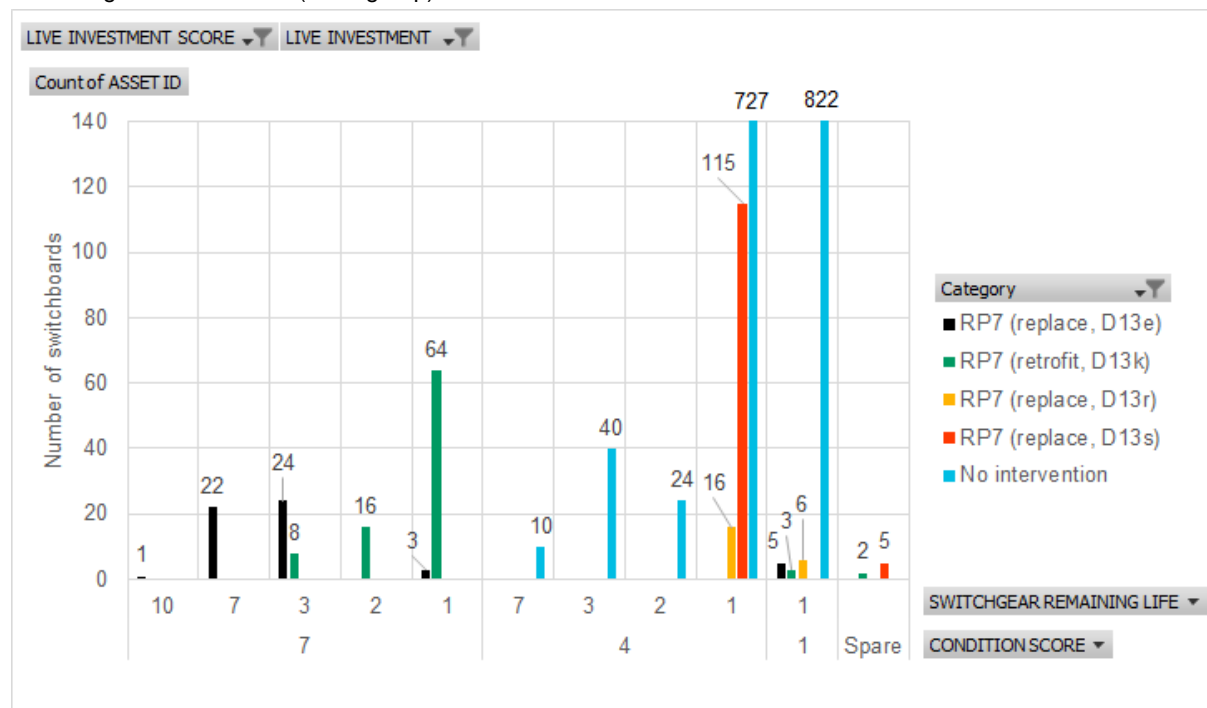
Element	Description
	<div data-bbox="188 219 1374 913"> <p>LIVE INVESTMENT</p> <p>Count of ASSET ID</p> <p>Number of outdoor switches</p> <p>Category1</p> <ul style="list-style-type: none"> RP7 (outdoor-to-outdoor - Oil, D13b) RP7 (outdoor-to-outdoor - SF6, D13b) RP7 (outdoor-to-indoor, Oil, D13c) RP7 (outdoor-to-indoor, SF6, D13c) No intervention - VACUUM No intervention - SF6 <p>OVERALL SF6 Score</p> <p>CONDITION SCORE</p> </div>
<p>Characteristics of assets excluded from intervention</p>	<ul style="list-style-type: none"> – Five poor condition outdoor switches have been excluded from the proposed interventions. It should be noted that whilst these have low remaining life scores indicating that the remaining life is in excess of 7 years in each case, they have a mixture of average and poor SF6 scores. – In addition, 185 average condition outdoor switches and 100 good condition outdoor switches have been excluded from the proposed interventions. These units also have low remaining life scores.
<p>Conclusion</p>	<p>Based on our review of the condition assessment model, we conclude that the stated volumes for RP7 interventions in the D13b and c expenditure categories are reasonable, and we recommend these are allowed for RP7 period.</p> <p>It was challenging to reconcile the replacement volumes for SF6 circuit breakers with the statement in the EJP ('19 units have been identified for replacement as those units continue to re-leak SF6 gas shortly after remedial works have been completed'). It can be seen that 16 circuit breakers have poor condition and SF6 scores (green bar in the figure above), but the remaining three do not have a poor SF6 score. Conversely, however, there are 5 poor condition SF6 circuit breakers that have not been selected for interventions and also a further three with average condition and poor SF6 scores. As such, it is recommended that the overall volume is acceptable, but the identification of the precise circuit breakers for replacement should be confirmed by NIE Networks prior to commencing work.</p> <p>In addition, it has been confirmed that the stated volumes for the D13d expenditure category correspond to 5.5 mesh replacements, made up of full mesh and half mesh upgrades at different sites (full: Casterbay, Dunore Point, Limavady Main, Sion Mills; half: Castledearg South, Cushendall Central, Mobrief). NIE Networks states that 'half meshes are sites where, for example, previous works have been carried out under various load or connections jobs, so that only half of the mesh needs to be refurbished'. It is noted that there is some overlap with both mesh replacements (D13d) and circuit breaker replacements (D13b) proposed at Limavady Main and Sion Mills, but the volumes are deemed to be reasonable.</p>

4.2.1.3 D13e,k,r,s - 11kV and 6.6kV Primary Switchboards

Table 9 11 kV and 6.6 kV Primary Switchboards (D13e, k, r, s) - condition assessment summary

Element	Description
Condition points considered	<ul style="list-style-type: none"> – Switchgear remaining life – Overall SF6 score – Condition score – Spares etc score – Rating issues – Life extension score
Principal replacement driver(s)	Condition score is the principal driver, with poor condition switchboards (condition score of 7) proposed for replacement, along with those subject to type defects. All of the other condition points appear to be secondary to the condition score.
Volume / characteristics of proposed interventions	<ul style="list-style-type: none"> – 50 poor condition panels of switchgear (score of 7) are proposed for replacement under expenditure category D13e, along with 5 good condition panels of switchgear. On inspection it is observed that these 5 good condition switch panels are located at Monkstown substation alongside 11 poor condition switch panels, which are proposed for replacement. As such, it is deemed reasonable that these should be replaced at the same time for practical reasons. – 88 poor condition panels of switchgear (score of 7) are proposed for retrofit under expenditure category D13k, along with 2 units with no condition score (identified as spares) and 3 good condition panels of switchgear. On inspection it is observed that these 3 good condition switch panels are located at North Foreshore (2) and Ballymena East (1) substations alongside poor condition switchgear panels (11 and 10, respectively), which are proposed for replacement. As such, it is deemed reasonable that these should also be replaced at the same time for practical reasons. – 22 Reyrolle YMV2 type switchgear panels are proposed for refurbishment (all of this type), as a result of a type defect. – 120 Reyrolle Hadrian SMV type switchgear panels are proposed for refurbishment (all of this type), as a result of a type defect, including 5 that are identified as spares.

The figure below shows a summary of the planned volumes for intervention in RP7 and volumes of switchboards that have not been subject to any interventions in RP6. The x-axis shows the condition score at the bottom (outer group) and the remaining life score above (inner group).



Element	Description
Characteristics of assets excluded from intervention	<ul style="list-style-type: none"> – 801 average condition switchgear panels (score of 4) have been excluded from the proposed interventions. – 822 good condition switchgear panels (score of 1) have been excluded from the proposed interventions.
Conclusion	Based on our review of the condition assessment model, we conclude that the stated volumes for RP7 interventions in the D13e, k, r and s expenditure categories are reasonable and we recommend allowance of these volumes for RP7 period.

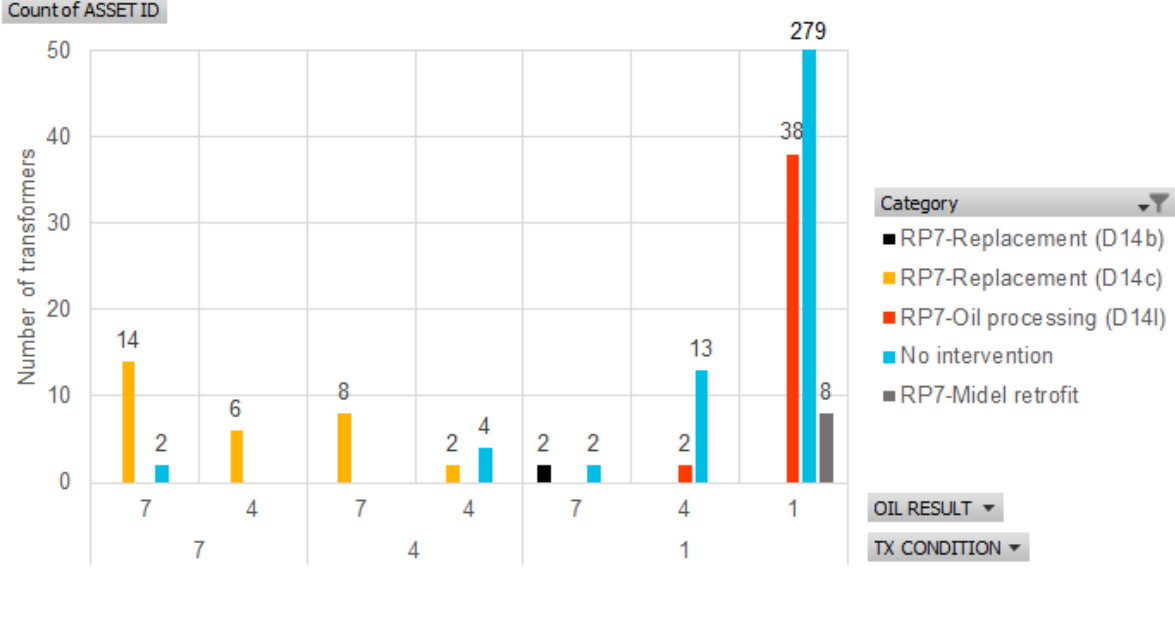
4.2.1.4 D13n & D14b,c,g,h,i,l - 33-11kV Transformers

Table 10 33-11 kV Transformers (D13n, D14b, c, g, h, i, l) - condition assessment summary

Element	Description
Condition points considered	<ul style="list-style-type: none"> – Transformer (Tx) remaining life (scored based on the remaining life at the beginning of RP7, compared with an asset life of 55 years⁸) – Oil result – Tx condition – Rating issue
Principal replacement driver(s)	Transformer condition is the principal replacement driver. All of the other condition points appear to be secondary to the condition score.
Volume / characteristics of proposed interventions	<p>20 poor condition transformers (condition score of 7) are proposed for replacement along with 10 average condition and 2 good condition transformers⁹ (D14b-c):</p> <ul style="list-style-type: none"> – 8 of the 10 average condition transformers have poor oil results, and the remaining 2 have exceeded their asset life by between 2 and 4 years (remaining life score of 7). – The 2 good condition transformers have poor oil results. – It should be noted that, based on the stated continuous ratings, all of the transformer replacements have been upgraded to the size category above, i.e. 2 transformers up to 6.25 MVA replaced with transformers up to 12.5 MVA (D14b) and 30 transformers up to 12.5 MVA replaced with transformers up to 18.75 MVA. <p>In addition, 40 good condition transformers have been selected for oil processing (D14l). The majority of these (38) correspond to transformers with good oil results, and the remaining life of these transformers vary between zero and seven years (remaining life scores of 2-5).</p> <p>Furthermore, 8 good condition transformers have been marked for Midel retrofit interventions in the condition assessment model, but these do not appear to align with any expenditure categories. This volume is not supported by the EJP or the condition assessment spreadsheet, which shows good “oil results” and the lowest possible condition score for these transformers accounting for all of the condition points.</p>
<p>The figure below shows a summary of the planned volumes for intervention in RP7 and volumes of transformers that have not been subject to any interventions in RP6. The x-axis shows the condition score at the bottom (outer group) and the oil result score above (inner group).</p>	

⁸ Some formula errors were observed in the condition assessment spreadsheet provided, such that a hardcoded value of 40 years asset life was included in some cases, rather than the reference to the input cell to use a 55 year nominal asset life for primary transformers.

⁹ In addition, the condition assessment model indicates 4 transformers marked for intervention with the label ‘RP7 Load’. These do not contribute to the numbers for replacement in expenditure categories D14b-c.

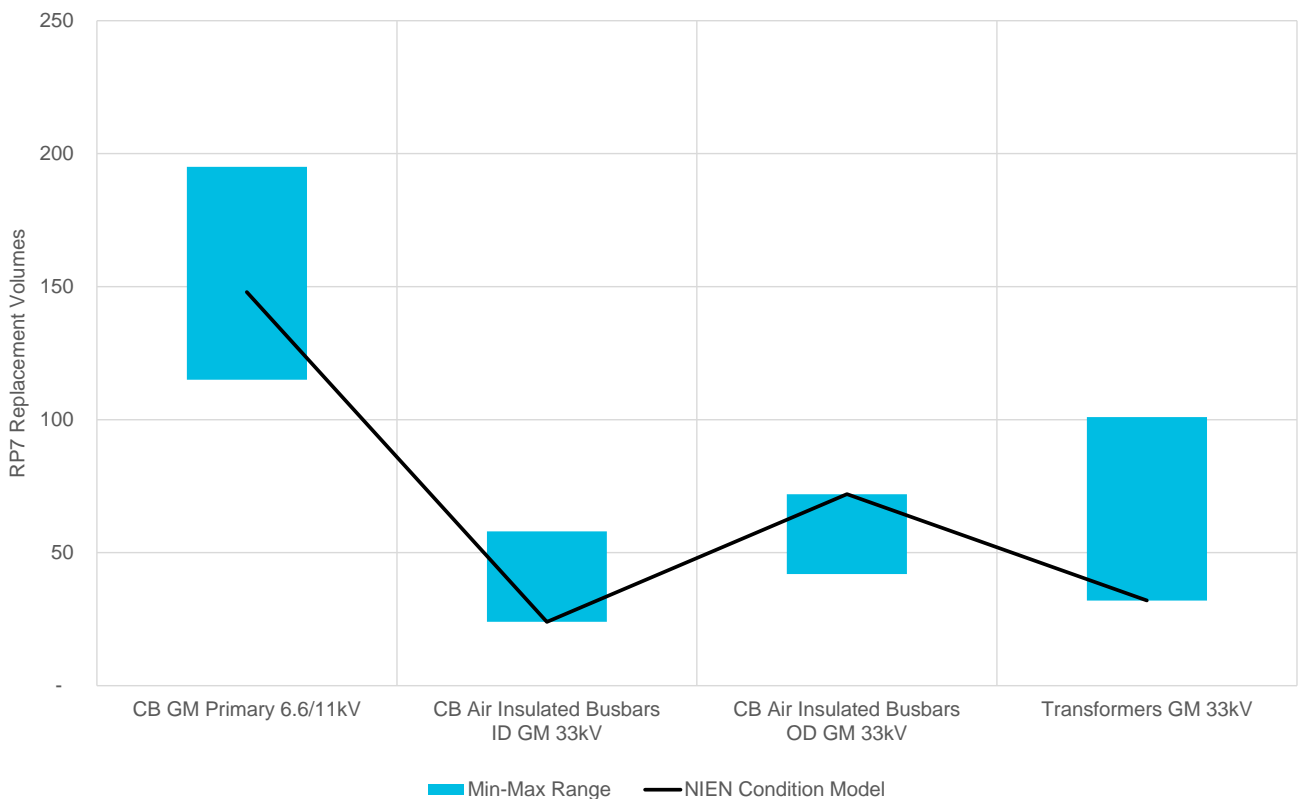
Element	Description																																																								
<p>LIVE INVESTMENT ▾</p> <p>Count of ASSET ID</p>  <table border="1" data-bbox="193 271 1374 887"> <caption>Transformer Data by OIL RESULT and TX CONDITION</caption> <thead> <tr> <th>OIL RESULT</th> <th>TX CONDITION</th> <th>RP7-Replacement (D14b)</th> <th>RP7-Replacement (D14c)</th> <th>RP7-Oil processing (D14I)</th> <th>No intervention</th> <th>RP7-Midel retrofit</th> </tr> </thead> <tbody> <tr> <td>7</td> <td>7</td> <td>0</td> <td>14</td> <td>0</td> <td>2</td> <td>0</td> </tr> <tr> <td>4</td> <td>7</td> <td>0</td> <td>6</td> <td>0</td> <td>0</td> <td>0</td> </tr> <tr> <td>7</td> <td>4</td> <td>0</td> <td>8</td> <td>0</td> <td>0</td> <td>0</td> </tr> <tr> <td>4</td> <td>4</td> <td>0</td> <td>2</td> <td>0</td> <td>4</td> <td>0</td> </tr> <tr> <td>7</td> <td>7</td> <td>2</td> <td>0</td> <td>0</td> <td>2</td> <td>0</td> </tr> <tr> <td>4</td> <td>1</td> <td>0</td> <td>0</td> <td>2</td> <td>13</td> <td>0</td> </tr> <tr> <td>1</td> <td>1</td> <td>0</td> <td>0</td> <td>38</td> <td>279</td> <td>8</td> </tr> </tbody> </table>	OIL RESULT	TX CONDITION	RP7-Replacement (D14b)	RP7-Replacement (D14c)	RP7-Oil processing (D14I)	No intervention	RP7-Midel retrofit	7	7	0	14	0	2	0	4	7	0	6	0	0	0	7	4	0	8	0	0	0	4	4	0	2	0	4	0	7	7	2	0	0	2	0	4	1	0	0	2	13	0	1	1	0	0	38	279	8	
OIL RESULT	TX CONDITION	RP7-Replacement (D14b)	RP7-Replacement (D14c)	RP7-Oil processing (D14I)	No intervention	RP7-Midel retrofit																																																			
7	7	0	14	0	2	0																																																			
4	7	0	6	0	0	0																																																			
7	4	0	8	0	0	0																																																			
4	4	0	2	0	4	0																																																			
7	7	2	0	0	2	0																																																			
4	1	0	0	2	13	0																																																			
1	1	0	0	38	279	8																																																			
<p>Characteristics of assets excluded from intervention</p>	<ul style="list-style-type: none"> – 292 good condition transformers (score of 1) have not been included in the proposed interventions. – A further 4 average condition transformers (score of 4) have not been included in the proposed interventions. These have average oil results (score 4) and remaining lives in the range 0-4 years (scores 3-5). 																																																								
<p>Conclusion</p>	<p>Based on our review of the condition assessment model, we conclude that the stated volumes for RP7 interventions in the D14b-c expenditure categories are reasonable (including the approach to upgrade to the next transformer size) and recommend allowance of the volumes for RP7 period.</p> <p>In addition, we also conclude that the volume of 12 interventions for cooler controls replacement (D14h) is reasonable, based on the explanation from NIE Networks that these have 'been identified in poor condition, due to wiring faults, switch and contactor failures. Failures are highlighted from site alarms resulting in the need to reduce the associated transformer's assigned rating and in extreme cases this can result in the transformer being switched out'. However, no supporting condition model has been provided for these to support the statement in Appendix 2 of the EJP.</p> <p>However, in the absence of sufficient justification in the EJP or condition assessment model provided, it is recommended that the proposed volumes for the following interventions are modified:</p> <ul style="list-style-type: none"> – Plant painting – primary (D13n) – requested volume of 150 recommended to be reduced by 50% (to 75) to enable a more manageable delivery programme. It is noted that NIE Networks states that the proposal is based on '10-years painting frequency [following initial 15 years without intervention] has been calculated to ensure all primary transformers are on a cycle to be painted in line with OEM recommendations and industry best practice'. However, insufficient evidence has been provided about the timing of painting interventions on each transformer (i.e. in RP6), and the management of this programme; – Transformer refurbishment (D14g) – requested volume of 12 recommended to be reduced to zero in the absence of clear details of the nature of the intervention (EJP refers to refurbishments in general and cooler replacements, which are distinct from cooler control replacements); – Sump Pumps (D14i) – requested volume of 184 recommended to be reduced by 50% (to 92) to enable a more manageable delivery programme for this new sub-programme. We acknowledge that NIE Networks proposes to introduce this sub-programme to address known defects, and that 'these assets have never 																																																								

Element	Description
	<p>been subject to any replacement activities and are in poor condition'. However, greater evidence is required to support this assertion about the condition.</p> <ul style="list-style-type: none"> Oil processing intervention (D14I) – requested volume of 40 transformers recommended to be reduced to zero since the condition assessment model provided indicates good or average oil scores for all of these. <p>In addition we note that no capital allowance has been requested for the Midel retrofit interventions indicated in the condition assessment model.</p>

In order to further verify the proposed RP7 replacement volumes, we also carried out a review of NIE Networks' replacement volumes from each of their modelling scenarios (described previously in Section 2.1.4). Figure 2 below shows the max-min range of the model outputs, in terms of RP7 for each of the three methodologies, with the NIE Networks condition-based model output also represented. It is evident that with the exception of the 33 kV Outdoor CB asset category, the proposed replacement volumes are within range or the lowest of the model outputs.

For the 33 kV Outdoor CB replacement volume, the NIE Networks condition-based model produces the highest replacement volumes for RP7. This higher volume is driven by a specific type-defect (SWS EO1 type), described above for which NIE Networks has investigated repair options for the oil filled 33 kV circuit breaker but with no viable solution being identified. We remain satisfied that the replacement volumes for these asset categories are reasonable for RP7.

Figure 2 Comparison of Model Outputs - 33 kV Replacement Volumes



In addition to the above assessment, we also reviewed NIE Networks' investment proposal relating to a further number of investment categories. Our comments following this review are presented in the sub-sections below.

4.2.1.5 D13i – Civil works to primary substations

The RP7 strategy is based on the need to commence a prioritised programme of civil works that have been assessed on a site-by-site basis for the primary sites. There are 217 existing primary substations located in urban, semi-urban and rural surroundings. During RP7 NIE Networks is proposing to complete civil works at 26 sites in conjunction with planned equipment replacement or refurbishment works. This approach is intended to minimise

disruption and maximise efficiency in delivery. NIE Networks is proposing RP7 investment of £3.3m to carry out civil works at various primary substations (RP6 investment is marginally lower at £3.0m).

The RP7 programme is prioritised to target P1 (high priority) sites only. These are defined as sites that present a significant safety and reliability risk; with intervention needed to support other planned works on site during the period. The EJP provided by NIE Networks included a detailed breakdown of the civil interventions required per primary site with the justification that these have been categorised as P1. We note no consideration or supporting commentary / optioneering was included in relation to those sites classed as P2.

The estimated cost to undertake each intervention was also included within the EJP. Further clarification on the cost sources used to estimate the costs was also provided by NIE Networks¹⁰. It is our understanding that for each element of civil work required, similar works carried out during RP6 were identified with a detailed review and comparison of the specification of works carried out. From these actual rates, a unit cost was derived and this was uplifted to reflect changes in RPI from the date the work was carried out. Each RP7 civil task has been estimated in units and the RP6 outturn unit costs applied to these to produce an overall cost estimate for each element of work. Where this has not been possible, the contractor schedule of rates has been referenced.

Based on our review, we recommend that the prioritised programme of RP7 works and the associated costs to complete the works are allowed for within the RP7 capex allowances.

4.2.1.6 D13u – Asbestos Management

The total number of substations identified with asbestos present is 421. Of these, NIE Networks has identified works to manage asbestos present at 145 sites during RP7 with an estimated capex of £0.25m. The volume of proposed works relates only to those sites where other asset-related works will be conducted during the RP7 period.

The plan to address the asbestos at site prior to other works on site is deemed reasonable in order to ensure a safe working environment. NIE Networks' proposed interventions include complete asbestos removal if directly located in designated work area or preventative measures (to mitigate disturbing asbestos by site attendees).

As part of the Q&A process, we sought additional clarification on the cost estimate relating to asbestos management. In response, NIE Networks provided further details of actual costs incurred at a representative sample of 10 sites and based on this, we consider the RP7 forecast to be reasonable.

4.2.1.7 D13v - Primary Physical Security

NIE Networks' plan for improving primary substation security include approx. £0.25m of capex interventions. This is proposed by NIE Networks following their review of all transmission and primary substations to determine the extent of security works required to resolve issues including security fencing, access gates, security doors, floodlighting and CCTV. This has then been prioritised based on a ranked scoring system.

The works at the proposed sites are prioritised based on NIE Networks' site condition / security assessment model. We reviewed the site condition / security assessment details and observed the assessment included the following criteria:

- Site configuration score;
- ESQCR Location and History scores;
- Unauthorised access score;
- Gate / Boundary Condition scores;
- Security Door rating; and
- Floodlighting.

The model output produced aggregated site scores ranging from 9 to 20. Only sites with an aggregate score of 18 and above have been included for RP7 interventions. A relatively small number of primary substation sites are targeted during RP7, with works proposed at 11 sites, from a total population of 229 sites.

¹⁰ NIE Networks response to UR Query No UR-0202

Following our review of the planned site interventions and related costs, and given the relatively small investment proposed, we recommend that the proposed works and capex are allowed.

4.2.1.8 D13j - Primary substation legalities

NIE Networks' approach relating to primary substation sites is a continuation of its approach during the RP6 period. A significant increase in RP7 capex is proposed relative to RP6 (£4.3m v £0.4m¹¹). For primary substations, the main difference between RP6 and RP7 is the volume of leases required. NIE Networks has identified 22 sites with planned RP7 interventions that require land to be purchased or leased (including site extensions). We agree that it is prudent to obtain legal agreement for the land for these sites thereby establishing long term security of each site.

NIE Networks has also identified a further 12 primary substation leases that have expired or will expire during the RP7 period where no works are planned. Within the RP7 plan, NIE Networks has included costs to purchase these or renew leases for all 12 sites. Within the EJP, NIE Networks did consider a do-nothing option (no lease renewals) and provided general comments on this option, but no risk assessment or supporting analysis was provided to assess the impact of allowing the leases to expire for these 12 additional sites. Given the uncertainty of the impact of deferring the lease renewal for these sites, we recommend RP7 DD allowances are provided only for the 22 sites identified where associated works are proposed during the RP7 period. Our recommended allowance is based on NIE Networks' RP7 submission with a pro-rata reduction for lower volumes.

4.2.1.9 D14j - Transformer Noise Enclosures & D14k - Noise Surveys

NIE Networks proposed RP7 investment of approximately £1.7m for constructing of noise enclosures at primary substations and £0.4m and undertaking programme of noise surveys¹². NIE Networks has included only sites with known noise emissions exceeding the current maximum statutory limits within their RP7 programme and plans to install 12 noise enclosures at six sites in RP7 (two 110kV Main sites and four 33 kV primary sites).

Separately (but related), NIE Networks also proposes to conduct 170 noise surveys in RP7, which will cater for the proactive management of actual noise issues on their network with survey results being used to drive future investment plans.

These works represent new RP7 investment categories. In RP6 there was no investment undertaken to address noise-related issues. The main driver for the works is to comply with relevant legislation, specifically WHO Environmental Noise Guidelines for the European Region (2018) and The Environmental Noise Regulations (NI) 2006. The RP7 strategy takes into consideration all noise complaints received and recommendations from recent noise surveys. Sites with known noise emissions exceeding the current maximum statutory limits have been included within the RP7 programme. Within its EJP 1.308, NIE Networks has provided a detailed schedule of substation sites and transformer numbers where noise levels have been exceeded. 12 sites with a total of 26 transformers are identified.

One site is to be addressed in the RP6 period by installing noise enclosures.

At five of the sites, NIE Networks has proposed transformer replacements during RP7 involving installation of transformers to new specifications with lower noise output levels.

At the remaining six sites, NIE Networks is proposing to install 12 noise enclosures during the RP7 period to address identified noise-related issues. We agree with NIE Networks' approach in addressing these volumes in RP7 period.

NIE Networks is proposing RP7 unit costs of £0.22m for 110kV transformer enclosures and £0.21m for primary transformer enclosures. These unit costs are significantly higher (in range 31% to 37%) than the unit cost observed in RP6 (£0.16m) albeit the RP6 unit cost was based on a single installation project at Kells Main station. NIE Networks states the RP7 unit cost is based on supplier quotations plus experience from Kells in 2016. We recommend capex allowances for noise enclosures (D14j) based on the mid-point between the RP6 and NIE Networks' proposed RP7 rate. This addresses potential risk in relying on RP6 outturn for a single installation as

¹¹ NIE Networks Response to UR Query No UR-0188

¹² A further £0.4m is proposed for constructing transformer noise enclosures around 110kV transformers under the T12x investment category.

being a reasonable unit cost, but also includes for efficiency in procurement and delivery of the noise enclosures. This results in a recommended capex allowance of £1.5m.

In relation to the noise surveys (D14k) proposed for RP7, we recommend allowance in full of the requested RP7 capex of £0.36m.

4.2.1.10 D13l - Refurbish primary S/S DC system & D13m - Rewire primary S/S (inc. AC services panel)

The strategy proposed by NIE Networks is to replace/refurbish ancillary equipment based on 'review of all distribution substations to ascertain the extent of ancillary works required to resolve condition and safety issues' and 'replace existing poor condition ancillary works where possible in conjunction with planned equipment replacement'.

The refurbishment of DC systems (D13l) comprises the replacement of battery chargers and lead acid battery strings, which NIE Networks states 'is an ongoing requirement during each regulatory period based on regular inspection, condition assessment, availability of parts and reduction of ampere-hour capacity to ensure the safe and reliable operation of the distribution network'. In support of DC systems refurbishment, NIE Networks provided a condition assessment model, which identifies 44 sites where the charger and/or battery sets are in poor condition. Following our review of the provided information, we conclude that the proposed volume of 44 is reasonable and we recommend they are allowed for RP7 period.

In relation to low voltage AC systems, NIE Networks states that 'all wiring must comply with the requirements of BS 7671 and be subject to periodic inspection including insulation assessment. The condition of the LV AC system is essential to ensure the safe and reliable operation of plant and equipment within distribution substations'.

In its EJP, NIE Networks states that the 'need to replace LV AC systems and/or associated wiring is based on condition assessment and/or extension of site facilities and installation of standby generators where sufficient switched LV ways and auto-changer over facilities are not available'. However, a subsequent query response from NIE Networks states that 'there is no specific scoring for AC systems. These [sites requiring D13m AC rewiring interventions] were determined based on the sites where other RP7 interventions have been selected and that are reliant on a safe and secure AC system to function in all network configurations. These works include transformer changes that would affect the AC equipment within the building (D14b, D14c), where equipment is being replaced in the building (D13l, D13e, D13a, D13b, D13c, D13k) or where protection equipment is being replaced (D603a, D603b)'.

In view of the lack of specific evidence to support the number of sites requiring intervention, we recommend RP7 DD allowances based on the outturn volume from RP6, pro-rated to account for the difference in duration of the RP periods, this results in a volume of 27 sites that is recommended for AC rewiring interventions (D13m).

4.2.1.11 D13o - Replace earth fault indicator

NIE Networks' proposal for D13o is to continue with the programme to 'replace non-operational EFIs with remote indication functionality'. NIE Networks states that 1,475 EFIs have been highlighted for replacement during RP7, but 'not all of these units require remote indication functionality, so will be replaced as part of regular maintenance activities. However, 559 units have been identified as requiring smart replacement' due to their strategic location, being at a mid-point on a circuit, or being a normally open point on a circuit.

NIE Networks also states that investment to replace non-operational EFIs is proposed in addition to work 'to install substation monitors at around half of NIE Networks' secondary substation sites'.

We observed that only limited details were provided relating to the optioneering and cost benefit analysis for the replacement of EFIs, relying on differences in costs between a limited range of options. Following our review, we conclude it is reasonable to limit the assumption that more of the EFIs could be replaced with those providing local indication under the regular maintenance activities, which would represent an improvement compared with the current non-operational state. As such, we recommend a reduction in the volume of this intervention to the mid-point of the RP6 outturn and RP7 requested volume, i.e. 380 (the mid-point of 201 and 559).

4.2.2 RP6 v RP7 unit cost analysis

Table 11 presents details of the unit cost assessment that has been undertaken for distribution primary plant based on actual costs up to the end of March 2023.

Table 11 Distribution Primary plant – unit cost assessment

Sub-programme ID	Actual outturn unit costs (£k)			RP7 requested unit cost (£k)	Unit cost movement (%)	
	RP5	RP6	RP5-RP6		RP7 vs. RP6	RP7 vs. RP5-RP6
D13 - Primary Plant						
D13a - Replace indoor switchgear (33kV)	152.6	137.4	146.2	156.1	13.5%	6.8%
D13b - Replace outdoor switchgear - circuit breaker (33kV)	87.1	61.3	67.6	68.0	11.0%	0.5%
D13c - Replace outdoor switchgear - complete mesh (with indoor switchboard)	122.2	87.1	116.0	175.0	100.9%	50.8%
D13d - Replace outdoor switchgear - mesh equipment (33kV)	143.5	101.5	131.6	130.0	28.1%	-1.2%
D13e - Replace primary switchgear (33kV, 11kV & 6.6kV)	49.7	38.5	45.8	62.2	61.7%	35.7%
D13i - Civil works to primary substations	208.3	82.3	113.3	-	-	-
D13k - Replace primary switchgear (11kV & 6.6kV) retro-fit	-	23.5	24.2	23.2	-1.1%	-4.1%
D13l - Refurbish primary S/S DC system	-	14.0	14.0	13.6	-3.3%	-3.3%
D13m - Rewire primary S/S (inc. AC services panel)	-	18.3	18.3	18.3	-0.3%	-0.3%
D13n - Plant painting (primary)	-	3.5	3.5	3.3	-6.4%	-6.4%
D13o - Replace earth fault indicator	-	1.0	1.0	1.0	-2.1%	-2.1%
D13r - 11kV Reyrolle Hadrian SMV Refurbishment	-	-	-	19.6	-	-
D13s - YMV2 Reyrolle Refurbishment	-	-	-	19.6	-	-
D14 - Primary Transformers						
D14b - Replace 33/11kV Transformer (up to 12.5MVA)	347.2	404.9	366.4	364.3	-10.0%	-0.6%
D14c - Replace 33/11kV or 33/6.6kV Transformer (up to 18.75MVA)	475.9	808.4	697.6	366.3	-54.7%	-47.5%
D14g - Transformer refurbishment	-	50.6	50.6	34.4	-32.0%	-32.0%
D14h - Cooler controls replacement	-	-	-	2.1	-	-
D14i - Sump Pumps	-	-	-	6.2	-	-
D14j - Transformer Noise Enclosures	-	-	-	209.9	-	-
D14k - Noise Surveys	-	-	-	2.1	-	-
D14l - 33/11kV Tx Oil Regeneration	-	-	-	18.5	-	-

The percentage changes in the unit cost (RP7 request compared with RP6 outturn to 31-Mar-2023) is presented in Figure 3, along with the equivalent percentage changes in asset volumes.

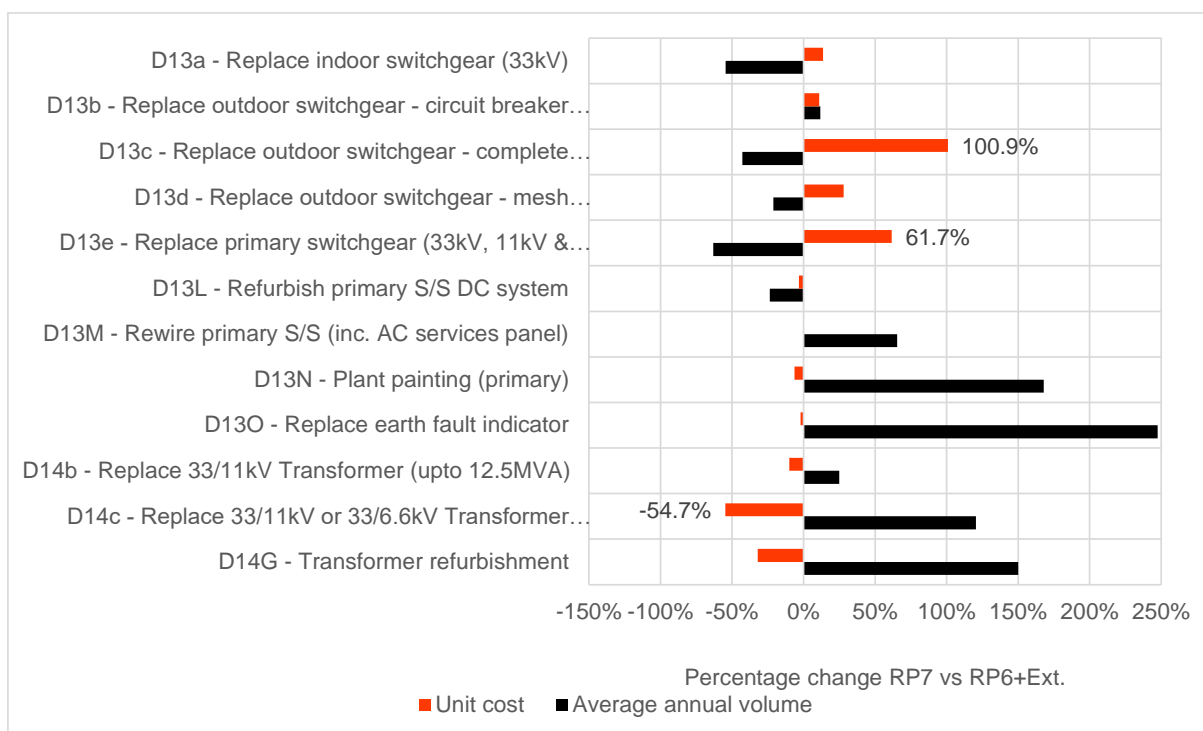


Figure 3 Distribution Primary plant – Unit cost assessment

From Figure 3 it is evident that the requested unit costs for the D13c and D13e expenditure categories correspond to the greatest percentage changes. In addition, NIE Networks’ query response on unit costs¹³ indicates the assessment carried out by NIE Networks to apply adjustments to the March 2022 outturn unit rates. These comprise adjustments to account for:

- ‘Adjustments to reflect underlying unit rate’;
- ‘Transformer material prices’; and
- ‘Site specific cost increases’.

A detailed review of the unit costs subject to large overall percentage changes or application of the above adjustment factors has been undertaken. The findings from this review are presented in Table 12.

Based on review of the EJP documents and supplementary information provided, and acknowledging the statement by NIE Networks that units costs incurred in RP6 are attributable to costs reported for RP5 period but with asset volumes reported in RP6¹⁴, we propose to adopt the long term outturn unit cost (RP5-RP6) along with reasonable adjustments for changes in scope, which are listed as ‘site specific cost increases’. The remaining adjustments (first two categories listed above) are recommended to be excluded as these likely constitute real price increases that the UR has advised are within the scope of the UR’s real price effect adjustments, detailed in their frontier shift annex.

Table 12 Distribution Primary plant – Review of unit cost changes

Expenditure category	Commentary on unit cost increases
D13c - Replace outdoor switchgear - complete mesh (with indoor switchboard)	<p>In its query response on unit costs¹⁵, NIE Networks cites the following adjustments to the March 2022 outturn rate (£89.0k):</p> <ul style="list-style-type: none"> – Adjustment to reflect true underlying rate (+£40.0k) – Adjustment for specification requirements – ‘site specific costs relating to control rooms required to house the switchgear installations’ (£46.1k) <p>We recommend an allowed unit cost of £162.1k, based on the RP5/RP6 (actual to 2023) unit rate with an upwards adjustment for site specific issues.</p>

¹³ Response to queries UR-0055,58,61,90-94

¹⁴ Which combined have the effect of artificially suppressing outturn unit costs reported over the RP6 period

¹⁵ Response to queries UR-0055,58,61,90-94

Expenditure category	Commentary on unit cost increases
D13e - Replace primary switchgear (33kV, 11kV & 6.6kV)	<p>In its EJP, NIE Networks states that the RP7 unit cost is based on 'March '22 outturn adjusted for specification change – moving to withdrawable panels'.</p> <p>In its query response, NIE Networks cites the following adjustments to the March 2022 outturn rate stated as being £37.7k, with the following adjustments:</p> <ul style="list-style-type: none"> – Adjustment to reflect 'underlying unit rate' (+£8.4k) – Adjustment for 'site specific cost increases' (£16.1k) <p>We recommend an allowed unit cost of £61.9k, based on the RP5/RP6 (actual to 2023) unit rate with an upwards adjustment for site specific issues.</p>

For the remaining asset categories that are not itemised in Table 13, we propose to apply the same approach, i.e. to adopt the long-term RP5-RP6 (actual to 2023) outturn unit costs where these are lower than NIE Networks' proposed RP7 unit rates.

4.3 NIE Networks' Response to the DD

The sub-programmes for which NIE Networks challenged the allowance reduction recommended in the DD Report are listed as follows:

4.3.1 D13 - Primary Plant

4.3.1.1 D13j - Primary substation lease renewal

NIE Networks states that it 'considers that the UR's provisional decision to disallow costs for legalities relating to primary substations for which no works are planned for RP7 is inconsistent with regulatory precedent' and that 'the UR has without adequate justification departed from its position at RP6 where it granted NIE Networks its full requested amount for primary substation lease renewals'.

Furthermore, NIE Networks states that 'if a landowner seeks the renewal of an expired lease, NIE Networks has little option than to enter into negotiations. Refusing to enter into negotiations will create unnecessary costs for NIE Networks, the DfE and the Courts as a result of the mandatory process that the company must follow (outlined at paragraphs 9.25 to 9.28). The company is therefore simply, by default, unable to refuse to renew leases without the risk of breaching its licence or other legal requirements (such as in relation to trespass)'.

NIE Networks states the UR cost allowances fails to take into account the difficulties in defining and adopting a "do nothing" approach. It also fails to consider the potential legal implications for NIE Networks as a result of the provision of an insufficient allowance.

In its response to GHD comments that they had not fully assessed the do-nothing option (relating to the lease renewal of 12 primary substations where the lease will expire during RP7), NIE Networks has explained they are unable to quantify the impact of a "do-nothing" approach in its RP7 Business Plan, due to difficulties in estimating the costs of varying factors outside of NIE Networks' control in the cost benefit analysis.

However, NIE Networks provided further information on the reasons why it deems the do-nothing option to be unacceptable. These included the following:

- Strategic nature of primary substations;
- Increasing demand for land and property; and
- Avoidable costs (relating to vesting process).

4.3.1.2 D13m - Rewire primary S/S (inc. AC services panel)

NIE Networks states that the 'approach of assuming that work required in RP7 will match that of RP6 (pro-rated) [i.e. recommended reduction from 45 to 27 units] is not a suitable methodology in circumstances where there is data available to demonstrate the true scale of the work required'. In support of this, and to overcome the lack of specific evidence provided to support the number of sites, NIE Networks has now provided a spreadsheet in Annex A4.5.

The new spreadsheet presents the results of ‘a data gathering exercise to allow for the creation of an individual assessment for each primary substation AC system for which it proposed rewire work’. This shows ‘how sites have been prioritised based on the type of equipment present, the installation date group (aligned with BS 7671 revisions) and whether the site has been proposed to receive any related investments’.

The spreadsheet applies numerical scores for the equipment type and installation year for each site. The total score is calculated as the sum of the two, and any site with a total score above 2 (and related work identified) has been proposed for replacement within RP7. The scores applied for different installation years are shown below, followed by the type scores in Table 13 for different equipment:

- 2011 or later – score of 0;
- 2004-2010 – score of 1;
- 1992-2003 - score of 2;
- Pre-1992 - score of 3;

Table 13 *D13m – LV AC equipment type scoring criteria*

LV AC Change Over Make/Model	Type Score
ECPS (400A) AC Automation (63A)	1
ECPS (400A) HH Board (100A)	1
HH Board (100A)	1
HH Board (400A)	1
Kane (32A)	1
Kane Engineering (400A)	1
Lounsdale Engineering (32A)	1
Tinto (32A)	1
Wallmounted Loose Switchgear (32A)	1
AC Automation (32A)	-1
AC Automation (63A)	-1
Deerpark (400A)	-1
Deerpark (400A) ECPS (63A)	-1
Deerpark (400A) Enisca / Motrol (80A)	-1
Deerpark (80A)	-1
E&I (400A)	-1
ECPS (400A)	-1
ECPS (63A)	-1
ECPS (800a)	-1
Enisca (63A) Deerpark (400A)	-1
Enisca/Motrol (400A)	-1
Enisca/Motrol (80A)	-1
Newtech (400A)	-1

NIE Networks states that the information provided demonstrates that the 45 sites proposed need AC rewire works during RP7 and therefore the allowance for these sites should be provided in the Final Determination.

4.3.1.3 D13n - Plant painting (primary)

NIE Networks has expressed concern that 'a 50% reduction in volume will not allow it to comply with the OEM recommendations... This risks deterioration of the primary transformer tanks and ancillary components, including pipe work and flanges, and will have a detrimental impact on the working life of each transformer'.

NIE Networks has provided a spreadsheet in Annex A4.6 containing 'details of each primary transformer's condition and a painting assessment that indicates the timing of painting interventions on each transformer (both past and planned)'.

Furthermore, in response to the concern about the manageability of the programme to paint 150 transformers NIE Networks states that it has 're-confirmed with its contractor that painting across this volume of units is achievable in RP7'.

4.3.1.4 D13o - Replace earth fault indicator

NIE Networks states that the proposed reduction in volumes (from 559 to 380 units with remote indications) would 'reduce the benefit that could be achieved through EFI replacement with respect to a reduction in post-fault maintenance and engineering labour time. This in turn will inhibit attempts to achieve efficiency savings against indirect costs from these activities'.

To address the issue of there being insufficient optioneering to support the volume proposed, NIE Networks provided a spreadsheet in Annex A4.7 'setting out a cost-benefit analysis for different options for replacing the relevant EFIs'. NIE Networks state that, 'in summary, the CBA demonstrates a variety of different combinations of smart to standard EFI replacements. Ultimately, the greater number of smart EFIs, the greater the benefit, as long as these are placed at strategic locations. NIE Networks has identified the locations covered by its requested allowance as providing the best value for money from this expenditure'.

4.3.2 D14 - Primary Transformers

4.3.2.1 D14g - Transformer refurbishment (transformer cooler replacement)

NIE Networks provided an updated 33 kV Primary transformer condition scoring spreadsheet (Annex A4.6) as well as a selection of photographs of some of transformer cooler units (Annex A4.8) to demonstrate the basis for selection of 12 units for refurbishment. In this way, NIE Networks' looks to support its description of the condition of these coolers and address GHD's concern that no evidence of their condition was provided.

The photographs demonstrate that these units are suffering from corrosion of fans, oil leaks from radiators and corrosion of supporting structures.

4.3.2.2 D14h - Cooler controls replacement

NIE Networks provided an updated 33 kV Primary transformer condition scoring spreadsheet (Annex A4.6) as well as a selection of photographs of some of cooler control units (Annex A4.8) to demonstrate the basis for selection of 12 units for refurbishment. In this way, NIE Networks' looks to support its description of the condition of these cooler controls and address GHD's concern that no evidence of their condition was provided.

4.3.2.3 D14i - Sump Pumps

NIE Networks states that it has adopted the GHD approach of taking into account the age of the parent transformer and the replacement of transformers in its assessment of the volume of sump pumps to be replaced. Updated information provided by NIE Networks shows this approach being applied to sump pumps for transformers on the distribution (D14i) and transmission (T11w and T12y) networks. NIE Networks' updated analysis proposes to allow the risk of sump failure to be managed based on the voltage level of the transformer, i.e. thresholds for replacement of sump pumps for transformers over 10, 20 and 30 years old as illustrated in Table 14.

Table 14 Sump pump replacement volumes proposed by NIE Networks (DD response - Table 4.6)

	Count of 275/110kV Tx	Count of 110/33kV Tx	Count of 33/11kV Tx	Totals
Total Population	17	79	411	507
Total Tx above 30yrs	10	35	218	263
Total Tx above 20yrs	12	48	304	364
Total Tx above 10yrs	17	71	374	462
Replacement Tx in RP7	3	8	32	43
Total above 30yrs minus replacements	7	27	186	220
Total above 20yrs minus replacements	9	40	272	321
Total above 10yrs minus replacements	14	63	342	419
Submission	14	52	184	250
DD Allowance	14	27	92	127

Based on the above, 186 sump pumps are now proposed to be replaced during RP7 under D14i (increased from 184).

In addition, in reference to concerns about the deliverability of the programme, NIE Networks made reference to Section 8 of the deliverability strategy (Distribution Plant), and provided the following excerpt:

‘The increase within this work type that is associated with labour will be delivered by an agile mix of our own increasing staff numbers being supported by our contractors. Within our existing delivery model, we currently integrate contractors and our own staff together during fluctuations in work and this model will likely continue. Other contracting partners have also indicated that they have flexibility to diversify into these works to provide a wider array of services such as the installation of 11 kV retrofit circuit breakers, and 33/11 kV transformer installation including commissioning testing.’

4.3.2.4 D14I - 33/11kV Tx Oil Regeneration

NIE Networks identified that the overall oil scores in the 33/11 kV condition assessment spreadsheet provided to the UR in support of this requested allowance were incorrectly populated. It has provided an updated spreadsheet in Annex A4.6 to correct for this error.

NIE Networks provided the following narrative response alongside the spreadsheet:

‘This spreadsheet demonstrates that, of the 40 primary 33/11kV transformer units for which NIE Networks has requested an allowance to carry out oil regeneration activities:

- 15 were rated as having a “Poor” overall oil score;
- 11 have been identified as having ‘Average’ overall oil scores;
- 8 received ‘Inconclusive’ overall oil scores and require re-testing but NIE Networks anticipates that they are likely to receive a score of “average” or “poor”; and
- 6 had ‘Good’ overall oil scores. These have nonetheless been selected on the basis that they are located at the same site as another transformer which requires oil regeneration and NIE Networks considers that there would be synergies in carrying out the work at the same time. In particular, there is at least two days’ work saved by only having to setup and dismantle the equipment for the oil regeneration once (as the generators at the site are usually located nearby each other).’

Following review of the updated spreadsheet, NIE Networks provided a response to a follow up query about how the various fields are used to calculate the ‘Overall Oil Result’.

4.4 GHD FD Analysis

4.4.1 D13 - Primary Plant

4.4.1.1 D13j - Primary substation lease renewal

We note NIE Networks' response stated "UR's provisional decision to disallow costs for legalities relating to primary substations for which no works are planned for RP7 is inconsistent with regulatory precedent." In addition we note that NIE Networks states that the UR has without adequate justification departed from its position at RP6 where it granted NIE Networks its full requested amount for primary substation lease renewals.

In response to these statements from NIE Networks, UR has clearly advised GHD that any additional funding that is recommended by GHD for the Final Determination is to be based on the information provided by NIE Networks, subsequently reviewed by GHD and is not based on accepting that any regulatory precedent has been set in RP6.

We note the NIE Networks' response to the DD included further commentary on the reasons why they consider that the do-nothing option is unacceptable. Although they were not able to quantify the impact due to various factors out with their control, the response did provide more detailed explanation of the reasons why the option is unacceptable.

This included description of the strategic nature of primary substation, highlighting typical average numbers of customers connected to primary substation sites, together with an indicative assessment of the relocation costs if the lease is allowed to expire and NIE Networks has to vacate the site.

GHD considers that the risk of this scenario materialising is relatively low, but we do accept that the cost impact is very significant.

In addition, the NIE Networks response presented a more detailed impact assessment of further costs that would likely be incurred relating to the process associated with the vesting of the site, should the landowner request NIE Networks to vacate the land. In this scenario, NIE Networks would need to apply to the DfE to vest the substation site to (i) ensure its customers remain on supply and (ii) avoid very significant relocation costs and disruption to customers (including large businesses).

Following our review of the response and further information provided by NIE Networks we recommend that the full allowance requested by NIE Networks for this activity is included within the RP7 FD allowances.

4.4.1.2 D13m - Rewire primary S/S (inc. AC services panel)

The additional detail in the spreadsheet provided by NIE Networks identified 45 sites for interventions, which are summarised as:

- Having some related activity proposed on site;
- LV AC equipment installed prior to 2004;
- LV AC equipment of one of the following types:
 - Wallmounted Loose Switchgear (32A);
 - HH Board (100A);
 - HH Board (400A);
 - Kane (32A); and
 - Tinto (32A).

Following review of the additional spreadsheet information submitted by NIE Networks, GHD considers that the 45 sites proposed for interventions are reasonable, and the allowance is recommended to be increased to reflect this.

4.4.1.3 D13n - Plant painting (primary)

Following review of the additional spreadsheet provided by NIE Networks, GHD observes that no formulae have been provided for the calculation of the overall painting score from the individual criteria ('Last Painted Score', 'Tx Replacement Soon/Recently Score', 'Defects Score', 'Distance to Watercourse', 'Corrosion Index', 'Distance to

Coast’). However, it is observed that painting interventions have been identified for 125 sites (rather than 150 requested), which have:

- Not been painted in the last 10 years;
- Not been recently replaced or to be replaced “soon” [details of scoring criteria for interpretation of ‘recent’ not provided];
- Corrosion index of 2 or more.

Based on the additional information provided, and the statement that NIE Networks has ‘re-confirmed with its contractor that painting across this volume of units is achievable in RP7’, GHD recommends that the allowance be increased to cover 125 transformers identified in the spreadsheet.

4.4.1.4 D13o - Replace earth fault indicator

Following review of the additional spreadsheet information submitted by NIE Networks, GHD observes that the CBA presents four options as follows:

- Option 1 - All 1475 sites with basic EFIs (rejected);
- Option 2 - All 1475 sites with smart EFIs (rejected);
- Option 3 - 559 smart EFIs and 916 basic units (adopted); and
- Option 4 - UR DD - 380 units (rejected).

The CBA includes assumptions about the benefits that may be derived from the installation of EFIs with remote indication, which are made up of avoided costs associated with CB operation and average labour cost savings associated with repair of cable faults. The GHD analysis has not interrogated these stated benefits in detail. However, the analysis appears to have been applied consistently for the four options considered and Figure 4 presents the cumulative NPV of each of the four options, taken from NIE Networks’ analysis.

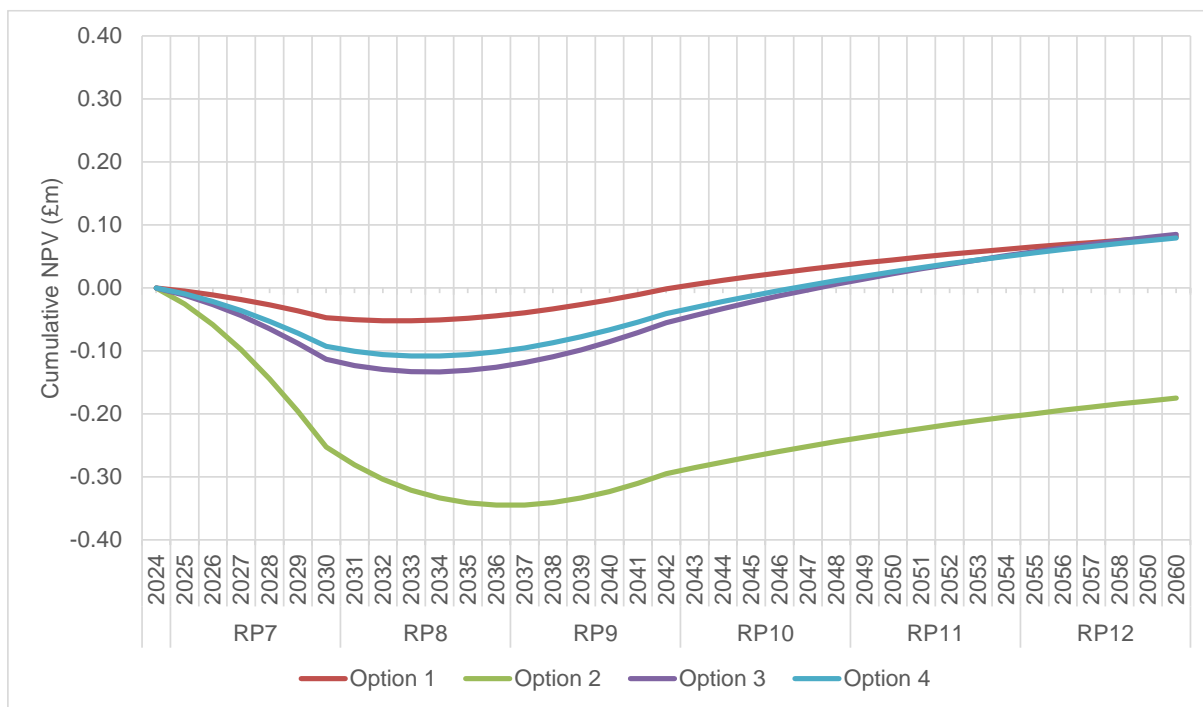


Figure 4 D13o – cumulative NPV of options presented by NIE Networks in its CBA

It can be seen that, based on the modelled costs and benefits, none of the options achieve a positive cumulative NPV until 2042. As presented, the CBA appears to support the approach to minimise up front costs by adopting basic EFIs. However, GHD acknowledges that smart EFIs installed in strategic locations are expected to provide benefits (including ‘reduction in post-fault maintenance and engineering labour time... to achieve efficiency savings against indirect costs from these activities’).

The difference between the cumulative NPV for option 3 proposed by NIE Networks (purple line) and that corresponding to the DD recommended allowance (blue line) is small, based on the current modelling assumptions. Based on our review, and acknowledging the uncertainty in the modelling assumptions for the benefits, GHD considers that the reduced allowance of 380 units (to be installed in strategic locations) represents a reasonable volume to derive long term benefits.

4.4.2 D14 - Primary Transformers

4.4.2.1 D14g - Transformer refurbishment (transformer coolers)

Annex 4.6 identifies 12 transformers aged between 55 and 61 years (at the start of RP7), which are proposed for cooler replacement. The supplementary sheet indicates that the transformer condition is judged based on a combination of 'Main Tank Condition', 'Coolers/Radiator Condition', 'Bushing Condition'. However, the file does not show any scoring applied to these sites for these sub-criteria, and simply presents an overall 'Tx condition' score of 1 (good) for all 12 transformers.

Annex 4.8 provides eight unlabelled photographs of degraded coolers. These appear to be photographs of 4-5 distinct coolers. As such, given that the information provided does not sufficiently demonstrate the need for intervention on 12 specific transformers, it is recommended to reduce the allowance to a volume of five.

4.4.2.2 D14h - Cooler controls replacement

Annex 4.6 identifies 12 transformers aged between 51 and 61 years (at the start of RP7), which are proposed for cooler control replacement, of which eight are also proposed to have their cooler replaced (D14g). The supplementary sheet indicates that the transformer condition is judged based on a combination of 'Main Tank Condition', 'Coolers/Radiator Condition', 'Bushing Condition'. However, the file does not show any scoring applied to these sites for these sub-criteria, and simply presents an overall 'Tx condition' score of 1 (good) for all 10 of the 12 transformers for which cooler control replacement is proposed, and 4 (average) condition for the remaining two transformers proposed for intervention.

Annex 4.8 provides eight unlabelled photographs of four distinct cooler control kiosks in a state of disrepair. Hence, GHD recommends that the allowed volume be increased to four units on the basis of the photographs provided.

4.4.2.3 D14i - Sump Pumps

NIE Networks has reformulated its proposal, following a pragmatic approach applied to replace pumps associated with distribution and transmission transformers.

Based on the information provided, and acknowledging that the works to replace sump pumps are limited in complexity and do not necessitate outages, GHD recommends that the revised volume of 186 be allowed.

4.4.2.4 D14l - 33/11kV Tx Oil Regeneration

Following review of the updated Annex 4.6 spreadsheet information, the logic to determine the 'Overall Oil Result' from the individual 'Oil Result - Ff/Mositure', 'Oil Result - Acidity/Breakdown', 'Oil Result - Co2' fields for each transformer was queried. Based on the query response it is understood that the 'Overall Oil Result' is intended to be calculated as the sum of scores of the individual fields, and that each of these criteria is 'marked as either poor, which equated to 3 points, average which equated to 2 points or good, which equated to 1 point'. However, the above rules appear to be manually applied in the spreadsheet rather than using a consistent formula.

Table 15 presents GHD's updated recommendations following review of the updated information submitted by NIE Networks.

Table 15 D14l – updated recommendations

NIE Networks narrative	GHD updated recommendation
15 were rated as having a "Poor" overall oil score	Recommended to approve regeneration of oil for all 15 transformers

NIE Networks narrative	GHD updated recommendation
11 have been identified as having 'Average' overall oil scores	Recommended to approve regeneration of oil for all 11 transformers (noting that 6 of these have scores of 'average' or better for all three sub-criteria, but that these are selected based on correct application of the scoring criteria)
8 received 'Inconclusive' overall oil scores and require re-testing but NIE Networks anticipates that they are likely to receive a score of "average" or "poor"	Recommended to approve regeneration of oil for five of these transformers, to reflect the uncertainty of the need for regeneration following re-sampling
6 had 'Good' overall oil scores. These have nonetheless been selected on the basis that they are located at the same site as another transformer which requires oil regeneration and NIE Networks considers that there would be synergies in carrying out the work at the same time. In particular, there is at least two days' work saved by only having to setup and dismantle the equipment for the oil regeneration once (as the generators at the site are usually located nearby each other).	Recommended not to approve regeneration of oil for these transformers, for which the condition score is good for the overall oil result and for all three sub-criteria
Total: 40 proposed for oil regeneration	Total: 31 recommended to be allowed for oil regeneration

4.5 GHD FD recommendation

Based on the above sections, the recommended RP7 FD allowances and volumes for each sub-programme are presented in Table 16.

Table 16 Distribution plant – Primary plant recommendations summary

Sub-programme ID	Requested by NIE Networks		Recommended by GHD (DD)		Recommended by GHD (FD)	
	RP7 allowance (£k)	RP7 volume	RP7 allowance (£k)	RP7 volume	RP7 allowance (£k)	RP7 volume
D13 - Primary Plant	29,903		27,211		29,223	
D13a - Replace indoor switchgear (33kV)	3,745	24	3,508	24	3,508	24
D13b - Replace outdoor switchgear - circuit breaker (33kV)	4,553	67	4,531	67	4,531	67
D13c - Replace outdoor switchgear - complete mesh (with indoor switchboard)	1,925	11	1,783	11	1,783	11
D13d - Replace outdoor switchgear - mesh equipment (33kV)	715	6	715	6	715	5.5
D13e - Replace primary switchgear (33kV, 11kV & 6.6kV)	3,422	55	3,407	55	3,407	55
D13i - Civil works to primary substations	3,323	-	3,323	-	3,323	-
D13j - Primary substation lease renewal	4,301	34	2,783	22	4,301	34
D13k - Replace primary switchgear (11kV & 6.6kV) retro-fit	2,159	93	2,159	93	2,159	93
D13l - Refurbish primary S/S DC system	597	44	597	44	597	44
D13m - Rewire primary S/S (inc. AC services panel)	822	45	493	27	822	45
D13n - Plant painting (primary)	497	150	249	75	415	125
D13o - Replace earth fault indicator	565	559	384	380	384	380
D13r - 11kV Reyrolle Hadrian SMW Refurbishment	431	22	431	22	431	22

Sub-programme ID	Requested by NIE Networks		Recommended by GHD (DD)		Recommended by GHD (FD)	
	RP7 allowance (£k)	RP7 volume	RP7 allowance (£k)	RP7 volume	RP7 allowance (£k)	RP7 volume
D13s - YMV2 Reyrolle Refurbishment	2,348	120	2,348	120	2,348	120
D13u - Asbestos Management	250	-	250	-	250	-
D13v - Primary physical security	250	-	250	-	250	-
D14 - Primary Transformers	16,088		14,136		15,476	
D14b - Replace 33/11kV Transformer (upto 12.5MVA)	729	2	729	2	729	2
D14c - Replace 33/11kV or 33/6.6kV Transformer (upto 18.75MVA)	10,989	30	10,989	30	10,989	30
D14g - Transformer refurbishment	413	12	-	-	172	5
D14h - Cooler controls replacement	25	12	-	-	8	4
D14i - Sump Pumps	1,148	184	574	92	1,160	186
D14j - Transformer Noise Enclosures	1,679	8	1,480	8	1,480	8
D14k - Noise Surveys	365	170	365	170	365	170
D14l - 33/11kV Tx Oil Regeneration	740	40	-	-	574	31
Total	45,991		41,347		44,700	

5. Review of RP7 capex requirements - WP1: Distribution plant – Secondary plant

This section relates to works carried out at NIE Networks' secondary substations and broadly consists of the replacement or refurbishment of secondary substation assets, including HV & LV switchgear, 11 kV/LV (& 6.6 kV/LV) transformers and combinations of these items as part of complete substation replacement works.

5.1 RP7 requested allowance

NIE Networks' proposed investment for the RP7 period is itemised below in Table 17 for each of the sub-work programmes included within programme D15. The table shows comparison of costs and volumes over the RP6 period relative to the RP7 period.

5.1.1 RP7 Costs and volumes

Table 17 Secondary plant - NIE Networks investment proposal for RP7

Sub-programme ID	EJP ref	RP6 allowance		RP6 outturn ¹⁶		RP7 proposed	
		Costs £k	Volumes	Costs £k	Volumes	Costs £k	Volumes
D15a - Replace RMU	EJP 1.401	928		1,384	140	2,152	200
D15b - Replace complete S/S	EJP 1.401	16,813		18,491	420	18,122	288
D15c - Replace complete S/S and temporary S/S works	EJP 1.401	2,949		2,816	50	2,638	37
D15d - Secondary Switchboard Replacement	EJP 1.405	3,878		2,448	100	1,805	50
D15e - Replace OH fed GMT	EJP 1.406	1,871		3,257	74	3,199	50
D15f - Replace H pole S/S	EJP 1.407	1,119		1,304	86	1,068	49
D15g - H pole: TX change only	EJP 1.407	67		34	12	365	45
D15h - H pole: replace LV cabinet	EJP 1.407	275		262	50	248	44
D15k - Replace sectionalisers	EJP 1.404	794		1,020	110	1,468	139
D15l - Replace mini pillars	EJP 1.402	4,113		5,385	1,216	5,971	1,545
D15m - Refurbish LV plant	EJP 1.408	3,826		2,092	24,466	1,580	21,323
D15n - Replace LV wall mounted fuse board	EJP 1.409	771		725	38	464	21
D15o ¹⁷ - Secondary substation ancillary works	EJP 1.806	2,345		2,197	-	1,512	
D15q - Replace UDB	EJP 1.403			-	-	828	114
D15t - RMU substation - mini kiosk	EJP 1.410	2,847		2,125	50	3,567	56
D15x - Secondary substation legalities	EJP 1.807					1,959	
D15y - Replace LV Cabinet (GM Substation)	EJP 1.409					651	40
D15z - RMU substation - mini kiosk and temp	EJP 1.410					1,212	17

¹⁶ The costs and volumes for the RP6 period are based on outturn costs to end of March 2023 plus forecast costs up to end March 2025

¹⁷ In RP6 - sub work programme D15o was also used for allocating of costs relating to Secondary substation legalities. However, for RP7, NIE Networks has established a new sub work programme (and associated ref no - see category D15x in the table). NIE Networks advised (in EJP 1.807) that approx. £600k had been used by legalities with the remainder used for secondary civil works.

Sub-programme ID	EJP ref	RP6 allowance		RP6 outturn ¹⁶		RP7 proposed	
		Costs £k	Volumes	Costs £k	Volumes	Costs £k	Volumes
D15aa - Fit UDB Blanket	EJP 1.403					43	200
D15ac - Secondary substations physical	EJP 1.805					4,227	
Total		42,595		43,540	26,812	53,080	24,218

The following initial observations are made in relation to the NIE Networks RP7 investment plan associated with secondary substation plant.

- RP7 capex of £53.1m is 22% higher than outturn / forecast RP6 capex of £43.5m
- Noting the differing price control periods (RP6+Ext = 7.5 years; RP7 = 6 years), the normalised difference in RP7 costs relative to RP6 costs for these sub work programmes is an increase of 52%
- There are 6 sub-programmes for which there was either no investment in RP6 or the works were carried out within the scope of a different sub-programme. These total approximately £8.9m in RP7 with the most significant sub-programmes being substation legalities (lease renewals), substation physical security works and replacement of RMU mini-kiosk substations (including temp works).
- It is evident that in many cases, the capex relates to ongoing replacement programmes implemented in RP6 and in some cases, RP5 also.
- More than 53% of the proposed RP7 capex relates to distribution substation replacement (items 15a, 15b, 15c) and mini-pillar replacements (item D15l).

5.1.2 Rationale for investment

This programme of investment has been included in the RP7 submission to provide funding for NIE Networks to replace (or in some cases, refurbish) ageing secondary distribution assets on its network. NIE Networks has provided documents (EJPs, as referenced above in Table 17) for each of the sub-programmes, describing the assets and providing brief details of the condition and performance of the equipment, in support of the needs case for investment.

The proposed strategy for investment in RP7, as stated by NIE Networks, is summarised in Table 18 below for each of the sub-programmes.

Table 18 Distribution Secondary Plant – Investment Strategy

Asset Category (Sub-Programme)	EJP Reference	Investment Strategy
D15a - Replace RMU	EJP 1.401	<ul style="list-style-type: none"> – Age and condition of the equipment – several RMUs are subject to operational restriction and / or type defects, including loss of SF6 gas (insulating medium). Outdoor equipment is more susceptible to failure due to corrosion and moisture ingress. – Need also based on greater risk of injury to staff, contractors and the public. – Cannot be equipped for remote operation – must be operated locally. – Approximately 24% of equipment is more than 40 years old of which the majority are over 50 years old.
D15b - Replace complete S/S		
D15c - Replace complete S/S and temporary S/S works		
D15d - Secondary Switchboard Replacement	EJP 1.405	<ul style="list-style-type: none"> – Asset condition assessments have identified age and condition related deterioration and defects. – Increased maintenance burden and lack of spare parts from the original equipment manufacturers. – Increased risk to operators due to ongoing deterioration of equipment. – Continuation of the rolling programme from previous regulatory periods.

Asset Category (Sub-Programme)	EJP Reference	Investment Strategy
D15e - Replace OH fed GMT	EJP 1.406	<ul style="list-style-type: none"> Transformers subject to corrosion, moisture ingress and oil leaks. These leaks result in reduced margins of insulation leading to increased risk of failure. Operational restrictions in place relating to compound filled LV units. Wood pole and associated equipment (including steel work and LV kiosk) is in poor condition and in some cases does not comply with current standards. Third-party encroachments have increased during RP6.
D15f - Replace H pole S/S	EJP 1.407	<ul style="list-style-type: none"> General deterioration of main components associated with the substation. Wooden LV kiosks susceptible to acute decay. Structures located in public areas – posing a greater risk to the public. Condition-based assessment has identified range of interventions, including full station replacement or targeted replacement of specific assets.
D15g - H pole: TX change only		
D15h - H pole: replace LV cabinet		
D15k - Replace sectionalisers	EJP 1.404	<ul style="list-style-type: none"> Asset obsolescence - oil-filled units more than 50 years old. Operating mechanisms are worn, no replacement spares and no longer supported by manufacture. Type defect on SF6 filled units associated with the main tank of the unit resulted in the loss of SF6 gas.
D15l - Replace mini pillars	EJP 1.402	<ul style="list-style-type: none"> Pillars generally located in open public areas, often adjacent to customer's premises and are subject to age-related deterioration of pillar walls and doors. Susceptible to third party interference. Safety risk due to possible exposure of public to live equipment and possible failure of plant resulting in explosion and risk to the safety of operational staff. Type defect causing significant early corrosion of the exterior metalwork of the mini pillars, resulting in holes forming, presenting additional safety risk.
D15o - Secondary substation ancillary works	EJP 1.806	<ul style="list-style-type: none"> Continuation of a current RP6 programme, which has been used to repair brick buildings and roofs, address subsidence, undertake kiosk repairs due to corrosion, rectify third party damage and resolve ESQCR compliance defects associated with climbing aids. Throughout RP6 the enhanced defect information gathered has highlighted that the pace of repair must increase to keep up with the deterioration rate of these assets. The distribution civil works programme includes only those activities on site that are not directly driven by the plant asset replacement; instead, these activities improve the surrounding civil assets that have a significant impact on the life of the electrical plant asset.
D15t - RMU substation - mini kiosk	EJP 1.410	<ul style="list-style-type: none"> Continuation of a current RP6 programme. Inspection data continues to identify transformer oil leaks, leaking compound defects, corrosion type defects with both the transformer, Ring Main Units and LV cabinets, degradation of insulation associated with the HV and LV cables, and enclosure defects. Kiosks have exposed LV connections and busbars installed inside the kiosk shell, raising the risk of injury from third party interference.
D15z - RMU substation - mini kiosk and temp		

Asset Category (Sub-Programme)	EJP Reference	Investment Strategy
D15x - Secondary substation legalities	EJP 1.807	<ul style="list-style-type: none"> - The primary investment driver is to ensure that there is sufficient protection of land rights (i.e., long term security of tenure) before committing to investment in a new substation. - The majority of substation sites are secured by lease agreement (with a right of way for access and easements for underground cables). These lease agreements vary in terms of timescale, but the majority are 42, 99 or 999 years. - Following a review of lease terms in 1999, it was decided to agree all new and renewed leases for a minimum term of 99 years on standard lease terms. Many of the leases that were for 42 years have expired or are due to expire within the next 17 years. - The strategy for RP7 is the same as RP6. Where a new substation is required or where it is intended to make a significant investment in the network, a freehold or long leasehold (at least 99 years) interest in the land will be sought. If a current site lease is nearing expiry (less than 5 years remaining the on the lease) NIE Networks will seek to renew the lease before investing in the site.
D15n - Replace LV wall mounted fuse board	EJP 1.409	<ul style="list-style-type: none"> - LV Plant work programme for RP7 focuses on the replacement of fuse boards and cabinets that are in poor condition, to comply with legislation and resolve known condition and operational issues.
D15y - Replace LV Cabinet (GM Substation)		<ul style="list-style-type: none"> - Spares for the existing equipment are now obsolete, - Due to the lack of spares, and their unknown fault level ratings, extensions to existing boards for new system feeds is not possible nor recommended.
D15ac - Secondary substations physical	EJP 1.805	<ul style="list-style-type: none"> - Security of substations must meet the requirements of the Electricity Safety, Quality and Continuity Regulations (NI) 2012, National Protective Security Authority (NPSA) guidance¹ and provide a safe place of work in accordance with the Health and Safety at Work (NI) Order 1978. - A review of current security arrangements in consideration of the above legislation and guidance has been completed at substations constructed in the 1960s up to the 1980s. This has highlighted a number of issues that require resolution. - New programme is proposed for RP7 period. - based on the need to commence necessary works to improve existing physical security arrangements at specific Transmission, Primary and Secondary sites. The planned upgrades will resolve a wide range of site physical security issues and ensure legislation compliance primarily at the sites being visited during the regulatory period to complete other works e.g. switchgear, transformer and ancillary equipment replacement.

5.2 GHD DD analysis

5.2.1 Run Rate comparison

The volume of asset replacement / refurbishment works proposed by NIE Networks during the RP7 period for each of the sub-programmes is presented above in Table 17. We have reviewed the proposed RP7 run rates and compared them against the NIE RP6 forecast outturn run rates. To facilitate a more meaningful comparison, the assessment has been carried out on an average annual basis over RP6 period (7.5 years) and RP7 (6 years), with the details summarised below in Table 19; asset categories that were not included in RP6 have been excluded from the table.

Table 19 Comparison of RP7 v RP6 (annualised) Run Rates

Sub-programme ID	RP6 Average Annual Run Rate	RP7 Average Annual Run Rate	Difference in Run Rate (RP6 v RP7) (%)
D15a - Replace RMU	18.7	33.3	78.6%
D15b - Replace complete S/S	56.0	48.0	-14.3%
D15c - Replace complete S/S and temporary S/S works	6.7	6.2	-7.5%
D15d - Secondary Switchboard Replacement	13.3	8.3	-37.5%
D15e - Replace OH fed GMT	9.9	8.3	-15.5%
D15f - Replace H pole S/S	11.5	8.2	-28.8%
D15g - H pole: TX change only	1.6	7.5	368.8%
D15h - H pole: replace LV cabinet	6.7	7.3	10.0%
D15k - Replace sectionalisers	14.7	23.2	58.0%
D15l - Replace mini pillars	162.1	257.5	58.8%
D15m - Refurbish LV plant	3,262.1	3,553.8	8.9%
D15n - Replace LV wall mounted fuse board	5.1	3.5	-30.9%
D15t - RMU substation - mini kiosk	6.7	9.3	40.0%

Following our assessment of run-rates, we make the following observations:

- Significant increases in run-rates are observed for a small number of asset categories, specifically RMU replacement, H-pole transformer replacement, mini-pillar replacement and sectionaliser replacement.
- Similarly we observe there are a number of asset categories where NIE Networks is proposing large % reductions in replacement volumes in RP7; although actual volume reductions are relatively small. This applies to secondary substation switchgear replacement, full H-pole replacement and the replacement of ground-mounted substations supplied from OHL
- Work programmes on these asset categories have been in place over multiple review periods with volumes driven by NIE Networks' condition assessment models.

The following sections provides comments on our analysis of NIE Networks' proposed replacement / refurbishment volumes.

5.2.2 Condition assessment analysis

The detailed condition assessment spreadsheets used by NIE Networks to determine asset volumes for replacement were provided for the following asset categories:

- 11 kV and 6.6 kV Ground Mounted Secondary Substations (asset categories D15a, b, c).
- 11 kV and 6.6 kV Secondary Switchboard Replacement (D15d).
- 11 kV and 6.6 kV Overhead Fed Ground Mounted Secondary Substations (asset category D15e).
- 11 kV and 6.6 kV Sectionalisers (asset category D15k).

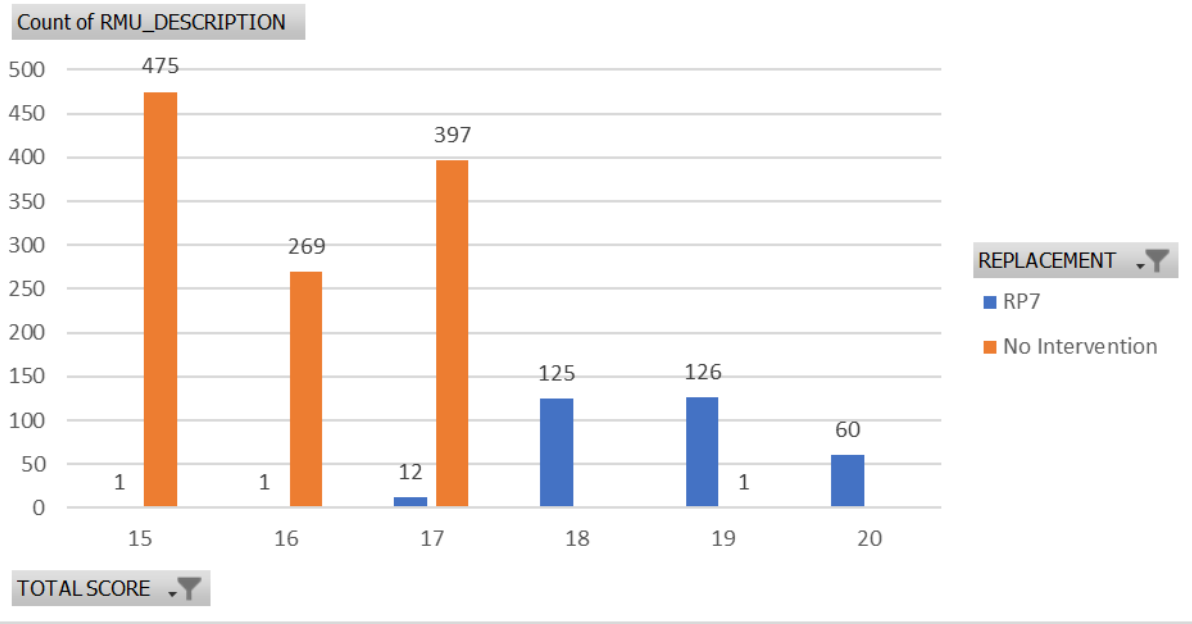
- Mini Pillars replacement / recovery (asset category D15l).
- 11 kV and 6.6 kV Ground Mounted Secondary Mini-Kiosk Substations (asset category D15t, z).

The key findings from the review of the condition assessment files submitted by NIE Networks for review are shown in Table 20 to Table 25. It should be noted that these have been inferred from the workings presented in the condition-assessment spreadsheet files rather than any supporting narrative explanation provided by NIE Networks.

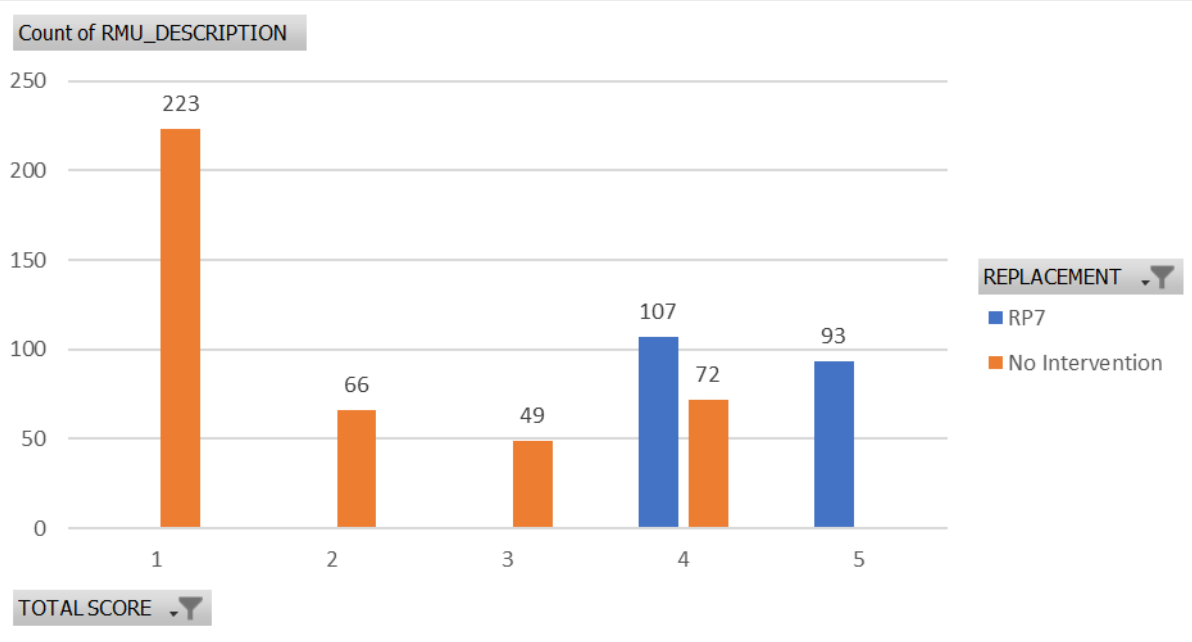
Table 20 11 kV and 6.6 kV Ground Mounted Secondary Substations (D15a, b, c) - condition assessment summary

Element	Description
Condition points considered	<p>For full substation replacements:</p> <ul style="list-style-type: none"> – RMU type (made up of sub-scores based on equipment type, gas leaks, availability of spares, and operational restrictions, but these sub-scores are the same depending on the RMU type). – Substation building / enclosure type. – RMU location. – RMU age. – LV cabinet type (wood or steel). <p>For RMU only replacements:</p> <ul style="list-style-type: none"> – RMU type. – RMU location.
Principal replacement driver(s)	<p>For complete substation replacements, the principal driver is RMU type, as the 5 sub-scores that are based on RMU type all contribute to the total overall condition score and no weighting is applied across the scores. No transformer condition assessment has been used to determine which substations to replace.</p> <p>For RMU only replacements, the principal drivers are RMU type and proximity to the coast – it is unclear why proximity to coast was used as a primary driver as the replacements are driven by a type issue rather than a corrosion one, and only 6 of these types of RMUs were indicated as being outdoors.</p>
Volume / characteristics of proposed interventions	<p>288 complete substation replacements have been proposed in RP7 under expenditure categories 15b and 37 under D15c, 325 in total were identified in the condition assessment but it is not clear which of those 325 also include temporary works. The 325 number includes all substations, bar 1, which had an overall score of 18 or higher and 14 substations that scored 15, 16, or 17. It is unclear from the assessment why certain sites were selected for replacement over others with the same total scores of 17, nor did there appear to be a cut-off point in terms of scoring to identify which sites to propose for replacement.</p> <p>A subset of sites were assessed for RMU only replacements, this subset consisted of RMUs which were subject to a type defect. There were 651 RMUs in the subset of data, however it is noted that there were 1,251 RMUs of these types included in the complete substation dataset – it is unclear why the assessed data did not appear to include all RMUs associated with the type defects. 200 RMU replacements were proposed, all scoring 4 or 5 in terms of proximity to coast.</p>
<p>The figure below shows a summary of the planned volumes for complete substation replacement in RP7 and those that would not be subject to any intervention. The x-axis shows the total score, the total scores ranged from 9 to 23, but only those with a score of 15 or higher are shown in the figure below. The RP7 intervention proposed covers replacement of 5.5% of the total population of 11 kV & 6.6 kV ground-mounted secondary substations.</p>	

Element	Description
---------	-------------



The figure below displays the breakdown of RMU only replacements proposed in RP7 against those with no planned intervention. It can be seen that those with higher total scores (which was made up only of the score attributed to “distance to coast”) have been identified for replacement ahead of others. In total, NIE Networks propose to replace approximately 33% of the total population of RMUs with the type defects in RP7 (however as noted previously the total population of RMUs with type defects is unclear based on the information that has been provided).



It was noted that there were 9 substations with the G.E.C. SATURN RT 11KV SF6 type RMU that had been included in both the D15a and D15b plans for intervention, indicating that they had been double counted in the volumes.

Characteristics of assets excluded from intervention	<ul style="list-style-type: none"> – Based on the data provided there does not appear to a strict rule defining which assets to include / exclude from the assessment, other than generally those with higher total scores or distance to coast scores were prioritised. – Of the RMUs with the type defects, 9 had been identified for a full substation replacement, and 200 for RMU replacement only (however that count of 200 also included the 9 sites from the full substation replacement and appear to have been double counted). – The Network Investment Report proposed 288 substations for replacement (D15b), and 37 substations for replacement with temporary works (D15c), however the condition data provides no indication on the split between those that require temporary works and those that do not.
---	---

Element	Description
Conclusion	<p>Based on review of the condition assessment model, the stated volumes for RP7 interventions in the D15a, b ,c expenditure category are overstated.</p> <p>We recommend the following volumes for the asset categories:</p> <ul style="list-style-type: none"> - D15a = 200, 9 sites were also counted in the D15b, c condition sheet, however they only had a total score of 17 so it is recommended that only the RMU is replaced at those locations rather than the complete substation. - D15b = 275, as it was unclear why certain substations which scored 17 or less were identified for replacement when others were excluded. In total 312 substations scored 18 or over and it is assumed that the 37 listed as needing temporary works are included in this 312. - D15c = 37 as it seems reasonable that 13% of substations identified for replacement would also need temporary works and the run rate is similar to that in the RP6 period.

Table 21 11 kV and 6.6 kV Secondary Switchboard Replacement (D15d) - condition assessment summary

Element	Description																																								
Condition points considered	<ul style="list-style-type: none"> – Circuit breaker type. – Age. – Number of customers connected. 																																								
Principal replacement driver(s)	<p>The scores for the condition points listed above were added together (unweighted) to give a combined overall score for each panel, and these were then averaged per site. Each site was also identified with a suitability score, which indicated whether or not the site needed replacement with a primary/ secondary switchboard or standard RMU, or if it could be replaced under asset categories D15b&c. It is unclear how the suitability scores are assigned, as it is not consistent based on switchgear type, so is assumed to be site specific.</p> <p>It is noted that the condition points used in the condition assessment sheet are different to those described in the EJP which were based on duty; location/environment; age; design; spares / obsolescence.</p>																																								
Volume / characteristics of proposed interventions	<p>In total 11 sites, with a sum of 50 secondary panels, are proposed for replacement under expenditure category D15d.</p> <p>The EJPs indicate that the replacement solution is site specific, as outlined below:</p> <ul style="list-style-type: none"> – 3 sites (13 panels) being replaced with new secondary switchboards. – 1 site (9 panels) being replaced with a new primary switchboard. – 7 sites (28 panels) being replaced with RMUs. 																																								
<p>The figure below shows a summary of the planned volumes for intervention in RP7 and RP8 and volumes of secondary panels that have not been subject to any interventions in RP6 or are proposed for intervention in RP7 or RP8. The x-axis shows the average panel score for the sites, these scores ranged from 3 to 17. Sites with scores of 12 or higher have been identified for intervention in RP7 or RP8.</p>																																									
<p>Sum of Count Of Panels</p> <table border="1"> <thead> <tr> <th>Site Score</th> <th>No Intervention</th> <th>RP7</th> <th>RP8</th> </tr> </thead> <tbody> <tr> <td>6</td> <td>34</td> <td>0</td> <td>0</td> </tr> <tr> <td>7</td> <td>12</td> <td>0</td> <td>0</td> </tr> <tr> <td>8</td> <td>20</td> <td>0</td> <td>0</td> </tr> <tr> <td>9</td> <td>5</td> <td>0</td> <td>20</td> </tr> <tr> <td>10</td> <td>6</td> <td>0</td> <td>0</td> </tr> <tr> <td>12</td> <td>0</td> <td>17</td> <td>0</td> </tr> <tr> <td>13</td> <td>0</td> <td>20</td> <td>4</td> </tr> <tr> <td>14</td> <td>0</td> <td>4</td> <td>43</td> </tr> <tr> <td>17</td> <td>0</td> <td>9</td> <td>0</td> </tr> </tbody> </table> <p>Replacement Under D15d</p> <ul style="list-style-type: none"> RP7 (Blue) RP8 (Green) No Intervention (Orange) <p>Site Score2</p>		Site Score	No Intervention	RP7	RP8	6	34	0	0	7	12	0	0	8	20	0	0	9	5	0	20	10	6	0	0	12	0	17	0	13	0	20	4	14	0	4	43	17	0	9	0
Site Score	No Intervention	RP7	RP8																																						
6	34	0	0																																						
7	12	0	0																																						
8	20	0	0																																						
9	5	0	20																																						
10	6	0	0																																						
12	0	17	0																																						
13	0	20	4																																						
14	0	4	43																																						
17	0	9	0																																						
Characteristics of assets excluded from intervention	<ul style="list-style-type: none"> – 67 panels have been identified for intervention in RP8, all but one of these sites (4 panels) is planned for retrofit of the existing Reyrolle LMT panels. – No Reyrolle LMT panels are proposed for replacement/retrofit in RP7. – No intervention is proposed for sites with scores or 8 or lower. – No sites where the oldest panel is less than 50 years old are proposed for intervention in RP7. 																																								
Conclusion	<p>Following our detailed assessment of the condition assessment model, its proposed outputs and comparison with historic run-rates, we conclude that the stated volumes for RP7 interventions in the D15d expenditure category are reasonable and recommend their inclusion within the RP7 programme.</p>																																								

Table 22

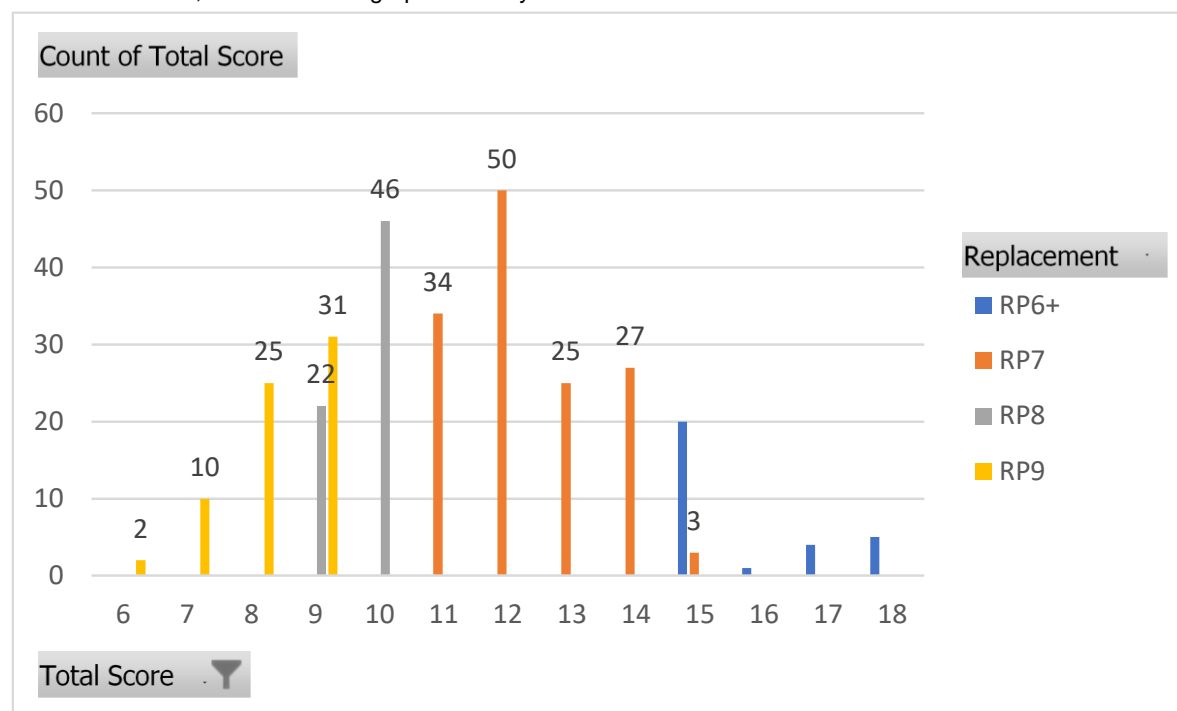
6.6 kV and 11 kV Overhead Fed Ground Mounted Secondary Substations (D15e) - condition assessment summary

Element	Description																								
Condition points considered	<ul style="list-style-type: none"> – Number of customers connected. – Substation building / enclosure type. – Transformer age. – LV cabinet type (wood or steel). – Number of defects experienced. – Transformer condition defects. – Civil defects. – Pole condition. 																								
Principal replacement driver(s)	The scores for the condition points listed above were added together to give a combined overall score, and the sites with the highest overall scores were selected for replacement. No weighting is applied to the condition point scores, however 78% of the assets identified for replacement did score highly on substation defects, indicating that this may be a higher priority condition point compared to others.																								
Volume / characteristics of proposed interventions	50 overhead fed ground mounted substations (all with poor overall condition scores) are proposed for replacement under expenditure category D15e.																								
<p>The figure below shows a summary of the planned volumes for intervention in RP7 and volumes of substations that have not been subject to any interventions in RP6 or proposed for RP7. The x-axis shows overall substation score, these scores ranged from 8 to 20.</p> <table border="1"> <caption>Count of Site Name</caption> <thead> <tr> <th>Overall Substation Score</th> <th>RP7</th> <th>No Intervention</th> </tr> </thead> <tbody> <tr> <td>13</td> <td>0</td> <td>87</td> </tr> <tr> <td>14</td> <td>0</td> <td>66</td> </tr> <tr> <td>15</td> <td>0</td> <td>62</td> </tr> <tr> <td>16</td> <td>0</td> <td>36</td> </tr> <tr> <td>17</td> <td>32</td> <td>14</td> </tr> <tr> <td>18</td> <td>15</td> <td>0</td> </tr> <tr> <td>19</td> <td>3</td> <td>0</td> </tr> </tbody> </table>		Overall Substation Score	RP7	No Intervention	13	0	87	14	0	66	15	0	62	16	0	36	17	32	14	18	15	0	19	3	0
Overall Substation Score	RP7	No Intervention																							
13	0	87																							
14	0	66																							
15	0	62																							
16	0	36																							
17	32	14																							
18	15	0																							
19	3	0																							
Characteristics of assets excluded from intervention	<ul style="list-style-type: none"> – 14 substations with an overall score of 17 are not included in the proposed interventions. – Substations with an overall score of 16 or lower are not included in the proposed interventions. 																								
Conclusion	Following our detailed assessment of the condition assessment model, we conclude that the stated volumes for RP7 interventions in the D15e expenditure category are reasonable and recommend their inclusion within the RP7 programme.																								

Table 23 11 kV and 6.6 kV Sectionalisers (D15k) - condition assessment summary

Element	Description
Condition points considered	<ul style="list-style-type: none"> – Number of customers connected. – Switchgear type. – On rogue circuit list. – Insulation medium.
Principal replacement driver(s)	The scores for the condition points listed above were added together to give a combined overall score, and the sites with the highest overall scores were selected for replacement. No weighting is applied to the condition point scores, although it was evident that the scores for switchgear type and customer numbers scored highly.
Volume / characteristics of proposed interventions	<p>139 pole mounted sectionalisers are proposed for replacement under expenditure category D15k. This includes the replacement of 24 oil-filled units that are now more than 50 years old and are obsolete.</p> <p>A further 115 SF6 units are included - these have a known type defect in the main tank resulting in loss of SF6 gas.</p>

The figure below shows a summary of the planned volumes for intervention in RP7 and asset quantities that NIE Networks has previously identified for RP6 intervention plus those targeted for price control periods beyond RP7. The x-axis shows overall asset score. The graph only shows 305 assets scoring 6 and above. There are a further 150 assets with lower scores, not included in graphical analysis below.



Characteristics of assets excluded from intervention	<ul style="list-style-type: none"> – 68 sectionalisers with an overall score of 9-10 identified for intervention in RP8. – 68 sectionalisers with an overall score in the range 6-9 identified for intervention in RP9. – 150 sectionalisers with an overall score less than 6 are not included in any future planned interventions.
Conclusion	Following our detailed review, we recommend that the stated volumes for RP7 interventions in the D15k expenditure category are included within the RP7 DD allowance.

Table 24 LV mini pillar replacements (D15I) - condition assessment summary

Element	Description																
Condition points considered	<ul style="list-style-type: none"> - Age. - Corrosion index. - External / internal condition. - Compound leaks. - Signs of heating. - Phase barriers present. - Operational adequacy. - Targeted asset. 																
Principal replacement driver(s)	The scores for the condition points listed above are weighted and added together to give an overall score for each mini pillar. The highest weighting (45%) is applied to whether the pillar is a targeted asset (e.g. the doors are fitted with only a single locking point).																
Volume / characteristics of proposed interventions	<p>1,545 mini pillars are proposed for replacement under expenditure category D15I.</p> <p>The condition model does not readily identify the specific mini pillars included for intervention within RP6. It is assumed that the highest scoring units will be prioritised. It is not evident what threshold is applied above which pillars are targeted for intervention in RP7 and those which are not.</p> <p>Given the priority on targeted assets, there are 1,232 mini pillars identified with only a single locking point. All of these have a minimum condition score of 81 and we assume are included within RP7 volumes.</p> <p>Similarly, there are 687 pillars identified with type defect on the exterior metalwork and NIE Networks is proposing to replace almost 50% of these during RP7. Combined these targeted interventions total 1,545.</p>																
<p>The figure below shows a summary of the scoring range and volumes of pillars within each band of scoring. The x-axis shows overall asset score. In total there are 12,662 mini pillars itemised within their model and NIE Networks is proposing to replace 1,545 - equivalent to 2% of the population each year.</p>																	
<table border="1" style="margin: auto;"> <caption>Count of MP Condition Scores</caption> <thead> <tr> <th>MP Condition Scoring Range</th> <th>Count of MP</th> </tr> </thead> <tbody> <tr> <td>31-40</td> <td>6,588</td> </tr> <tr> <td>41-50</td> <td>4,154</td> </tr> <tr> <td>51-60</td> <td>1</td> </tr> <tr> <td>61-70</td> <td>0</td> </tr> <tr> <td>71-80</td> <td>686</td> </tr> <tr> <td>81-90</td> <td>901</td> </tr> <tr> <td>91-100</td> <td>332</td> </tr> </tbody> </table>		MP Condition Scoring Range	Count of MP	31-40	6,588	41-50	4,154	51-60	1	61-70	0	71-80	686	81-90	901	91-100	332
MP Condition Scoring Range	Count of MP																
31-40	6,588																
41-50	4,154																
51-60	1																
61-70	0																
71-80	686																
81-90	901																
91-100	332																
Characteristics of assets excluded from intervention	- The data provided infers that a proportion of mini pillars with a condition score of 76 and below are excluded from the RP7 plans - representing approx. 88% of the asset population																
Conclusion	Following our detailed review, we recommend that the stated volumes for RP7 interventions in the D15I expenditure category are included within the RP7 DD allowance.																

Table 25 RMU substation mini-kiosks including temporary works (D15t and D15z) - condition assessment summary

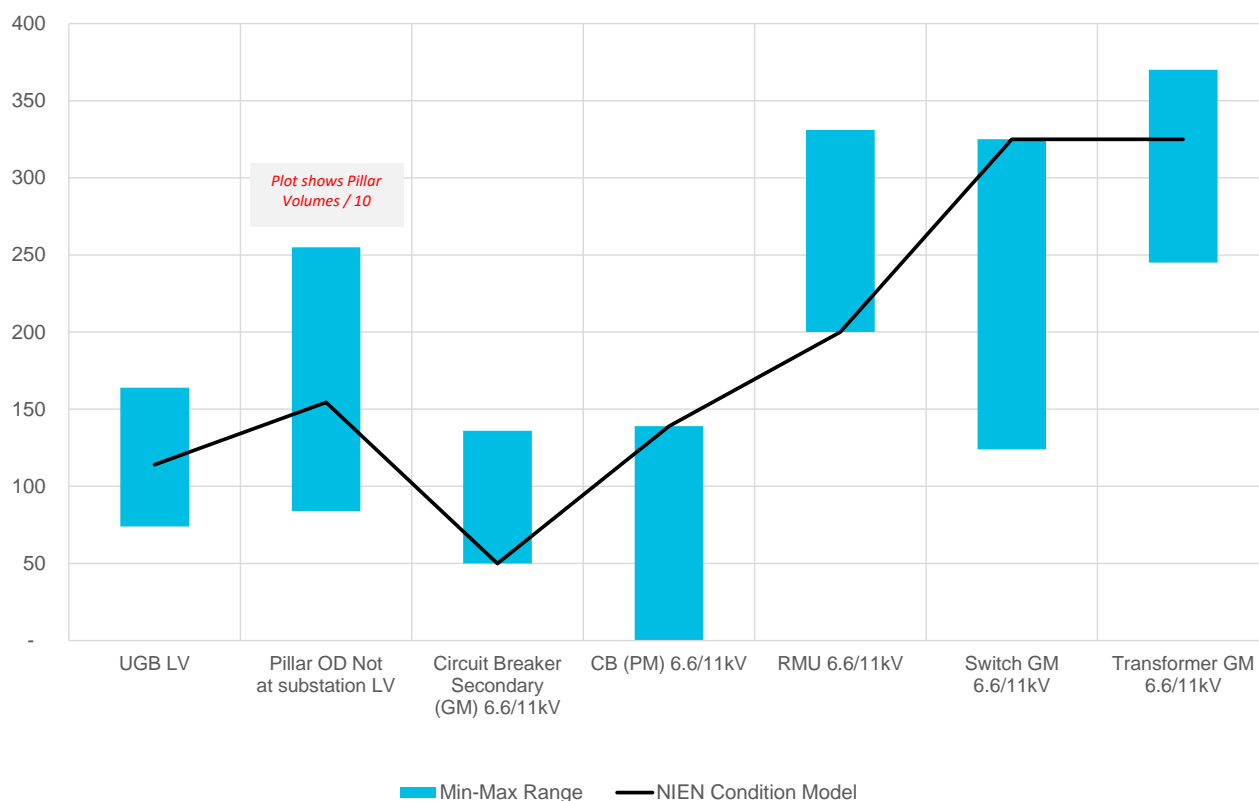
Element	Description																																													
Condition points considered	<ul style="list-style-type: none"> – RMU type (made up of sub-scores based on equipment type, gas leaks, availability of spares, and operational restrictions, but these sub-scores are the same depending on the RMU type). – Substation type (modern or not). – Age. 																																													
Principal replacement driver(s)	The scores for the condition points listed above were added together to give a combined overall score, and the sites with the highest overall scores were selected for replacement. No weighting is applied to the condition point scores, though it was evident that the age scores were high on the assets identified for replacement, with all 73 assets proposed for replacement in RP7 being between 40 and 60 years old.																																													
Volume / characteristics of proposed interventions	<p>73 mini-kiosks are proposed for replacement under expenditure category D15t & D15z.</p> <p>No information is provided in the condition assessment data to indicate which mini-kiosks require temporary works.</p> <p>All of the proposed mini-kiosk replacements are of G.E.C. T3GF3 11KV RMU or LUCY FRMU MK2 11KV RMU types which are subject to corrosion type defects.</p>																																													
<p>The figure below shows a summary of the planned volumes for intervention in RP7 and asset quantities that NIE Networks has previously identified for RP6 intervention plus those targeted for RP7 and RP8. The x-axis shows overall asset score.</p>																																														
<p>The bar chart displays the 'Count of Intervention' on the y-axis (ranging from 0 to 80) against 'TOTAL SCORE' on the x-axis (ranging from 10 to 25). The legend indicates four intervention categories: RP6+ (blue), RP7 (orange), RP8 (grey), and No Intervention (yellow). Data points are as follows:</p> <table border="1"> <thead> <tr> <th>Total Score</th> <th>RP6+</th> <th>RP7</th> <th>RP8</th> <th>No Intervention</th> </tr> </thead> <tbody> <tr> <td>10</td> <td>0</td> <td>0</td> <td>0</td> <td>23</td> </tr> <tr> <td>11</td> <td>0</td> <td>0</td> <td>0</td> <td>8</td> </tr> <tr> <td>13</td> <td>0</td> <td>0</td> <td>0</td> <td>1</td> </tr> <tr> <td>15</td> <td>0</td> <td>0</td> <td>13</td> <td>0</td> </tr> <tr> <td>16</td> <td>0</td> <td>0</td> <td>5</td> <td>0</td> </tr> <tr> <td>18</td> <td>0</td> <td>0</td> <td>35</td> <td>0</td> </tr> <tr> <td>19</td> <td>7</td> <td>73</td> <td>0</td> <td>0</td> </tr> <tr> <td>25</td> <td>2</td> <td>0</td> <td>0</td> <td>0</td> </tr> </tbody> </table>		Total Score	RP6+	RP7	RP8	No Intervention	10	0	0	0	23	11	0	0	0	8	13	0	0	0	1	15	0	0	13	0	16	0	0	5	0	18	0	0	35	0	19	7	73	0	0	25	2	0	0	0
Total Score	RP6+	RP7	RP8	No Intervention																																										
10	0	0	0	23																																										
11	0	0	0	8																																										
13	0	0	0	1																																										
15	0	0	13	0																																										
16	0	0	5	0																																										
18	0	0	35	0																																										
19	7	73	0	0																																										
25	2	0	0	0																																										
Characteristics of assets excluded from intervention	<ul style="list-style-type: none"> – 53 mini-kiosks with an overall score in the range 15 to 18 identified for intervention in RP8 – 32 mini-kiosks with an overall score less than 13 are not included in any future planned interventions at present 																																													
Conclusion	Following our detailed review, we recommend that the stated volumes for RP7 interventions in the D15t and D15z expenditure category are included within the RP7 DD allowance.																																													

In order to further verify the proposed RP7 replacement volumes, we also carried out a review of NIE Networks’ replacement volumes from each of their modelling scenarios (described previously in Section 2.1.4). Due to the sub-programme structure of NIE Networks’ Investment Plan, it is not possible to directly model replacement volumes for all asset types using all three methodologies. Where this is possible, either directly or indirectly (e.g. 11 kV ground-mounted switchgear), we have included the asset type within our further review and Figure 5 below shows the max-min range of the model outputs, in terms of RP7 for each of the three methodologies, with the NIE Networks condition based model output also represented. It is evident that, with the exception of the pole mounted 11 kV switchgear and ground mounted switchgear, the proposed replacement volumes are within range or the lowest of the model outputs.

For the 11 kV pole mounted CB replacement volumes (Sectionaliser replacement), the recommended RP7 volumes are based on intervention required to address an identified type defect with the SF6 units resulting in loss of SF6 gas.

For the 11 kV ground-mounted switch replacement volumes, the replacement volumes are included within the work programme for complete substation replacement. The prioritisation of these replacement works is based on detailed condition-based assessment for the NIE Networks distribution substation portfolio, which the age-based survivor model would not factor into the calculation of replacement volumes. We remain satisfied that the replacement volumes for these asset categories are reasonable for RP7.

Figure 5 Comparison of Model Outputs - 11 kV & LV Asset Replacement Volumes



In addition to the above assessment, we also reviewed NIE Networks’ investment proposal relating to a further number of investment categories. Our comments following the review are presented in the sub-sections below.

5.2.2.1 D15q & D15aa – Underground Distribution Box Replacement / Recovery

In RP6 NIE Networks replaced around 10% of the total population of mini pillars and underground distribution boxes (UDBs) combined. For RP7 NIE Networks has separated out the UDB replacements from mini pillars into its own asset category, but it is still considered a continuation of the RP6 programme. A bottom-up condition assessment was performed to determine the number of UDB replacements required, according to the EJP this was based on:

- Defects – operational or deterioration (reflected in the number of successive inspections and refurbishments recorded in NIE Networks’ Maximo system)
- Locational safety risk – scored based on risk and probability

This led to 114 UDBs being identified for replacement in RP7, which is 17.1% of the total population of UDBs. This volume was between the volumes proposed by the age-based Survivor modelling and the CNAIM modelling.

In addition, a new asset category for installation of UDB protective blankets is proposed for RP7. NIE Networks is proposing to install 200 UDB protective blankets at locations which present the highest risk to members of the public. Some will be installed at sites where replacements are planned, but will be in place until such works are completed, and can then be re-implemented at other UDB locations.

Following our review, we recommend that the stated volumes for RP7 interventions in the D15q and D15aa expenditure category are included within the RP7 DD allowance.

5.2.2.2 D15f & D15g & D15h – 11kV and 6.6kV H-Pole Secondary Substations

Intervention is proposed at 138 H-pole secondary substations in RP7, this is a continuation from an historic replacement programme. The RP7 proposed volume is an overall decrease from the RP6 volume, but represents a small increase in the annual run-rate for these asset categories.

A condition assessment was used to identify the assets requiring intervention and the intervention solutions. No detailed condition assessment data was provided for analysis, however the EJP indicates that the condition criteria assessed included:

- Corrosion type.
- Operational safety restrictions.
- Pole decan and working at height risk.
- Location and encroachment.
- Age.
- Load growth.

In addition, there are corrosion type defects associated with Astor transformers and Renley LV 4 way cabinets manufactured between 2000 and 2004, hence these assets were prioritised for replacement.

The specific categories breakdown per asset category includes:

- 49 full H-pole replacements – including 7 sites containing Astor transformers and 6 with Renley LV cabinets. Options to install ground-mounted substations at these sites was considered but deemed to be more expensive.
- 45 H-pole transformer replacements – including the remaining 35 Astor transformers not counted in the category above.
- 44 H-pole LV cabinet replacements – including the remaining 24 Renley LV cabinets with the type defect.

Following our review, we recommend that the stated volumes for RP7 interventions in the D15f, D15g and D15h expenditure category are included within the RP7 DD allowance.

5.2.2.3 D15m – Refurbish LV Plant

This asset category covers NIE Networks' inspection and refurbishment investment for LV plant items including mini-pillars and UDBs. This is a continuation of an inspection programme from RP6.

NIE Networks' approach is to inspect all LV plant items at least once every 4 years. A condition assessment was performed which identified certain assets that would need more frequent inspection. In total 21,323 inspections are proposed for RP7, this is less than the RP6 volume, but a 10% increase in the annual run rate. This increase is due to a more targeted approach to inspections in RP7, with more inspections proposed for assets that had poor condition scores.

Following our review, we recommend that the stated volumes for RP7 interventions in the D15m expenditure category are included within the RP7 DD allowance.

5.2.2.4 D15n & D15y – Distribution Substation LV Plant

The wall mounted LV distribution boards proposed for replacement in RP7 are the last of this type on the NIE network. The LV boards are an open busbar design and present a safety risk to people entering the substation. Performing these works will result in the completion of the programme for this asset category.

Similarly, the outdoor 8-way LV cabinets included in this asset category present a safety risk due to their open frame non-insulated design. In total 40 LV cabinet replacements are proposed, this includes all 19 of the remaining wooden cabinets, and 21 others that were identified based on a condition assessment which considered:

- Age.

- Design.
- Duty.
- Spares.
- Location.

NIE Networks did consider refurbishment options, but it is not possible for the LV boards due to the lack of replacement spare parts, nor for the LV cabinets due to the severe corrosion of the units.

Following our review, we recommend that the stated volumes for RP7 interventions in the D15n and D15y expenditure category are included within the RP7 DD allowance.

5.2.3 RP6 v RP7 unit cost analysis

Table 26 presents details of the unit cost assessment that has been undertaken for distribution secondary plant based on actual costs up to the end of March 2023.

Table 26 Distribution Secondary plant ¹⁸- unit cost assessment

Sub-programme ID	Actual outturn unit costs (£)			RP7 requested unit cost (£)	Unit cost movement (%)
	RP5	RP6 Including 22/23 ¹⁹	RP6 Excluding 22/23 ²⁰		RP7 vs. RP6 Excluding 2023.
D15a - Replace RMU	8,139	10,843	8,149	10,761	32.1%
D15b - Replace complete S/S	40,032	46,060	44,742	62,925	40.6%
D15c - Replace complete S/S and temporary S/S works	52,315	57,846	53,112	71,294	34.2%
D15d - Secondary Switchboard Replacement	154,555	24,550	22,389	36,110	61.3%
D15e - Replace OH fed GMT	44,990	45,951	48,411	63,981	32.2%
D15f - Replace H pole S/S	13,454	15,662	16,400	21,802	32.9%
D15h - H pole: replace LV cabinet	4,123	5,219	4,989	5,645	13.2%
D15k - Replace sectionalisers	12,312	8,700	9,159	10,563	15.3%
D15l - Replace mini pillars	3,741	4,518	4,448	3,865	-13.1%
D15m - Refurbish LV plant	-	71	74	74	0.0%
D15n - Replace LV wall mounted fuse board	18,427	21,466	22,077	22,076	0.0%

¹⁸ Sub programmes with no comparable RP5/RP6/RP7 unit cost data have been removed from this analysis

¹⁹ RP6 unit cost assessment is based on RP6 outturn costs and volumes reported by NIE Networks up to end March 2023 only - no forecast costs or volumes are included in our assessment of RP6 costs

²⁰ Outturn data for 2022/23 included a number of outliers due to work-in-progress (WIP) skewing the observed unit cost in the period. We have therefore analysed RP6 outturn unit costs with 22/23 costs included but also excluded to inform our recommended cost allowances.

Sub-programme ID	Actual outturn unit costs (£)			RP7 requested unit cost (£)	Unit cost movement (%)
	RP5	RP6 Including 22/23 ¹⁹	RP6 Excluding 22/23 ²⁰		RP7 vs. RP6 Excluding 2023.
D15t - RMU substation - mini kiosk	-	43,540	31,104	63,689	104.8%

The percentage changes in the unit cost (RP7 request compared with RP6 Outturn) is presented in Figure 6, along with the equivalent percentage changes in asset volumes.

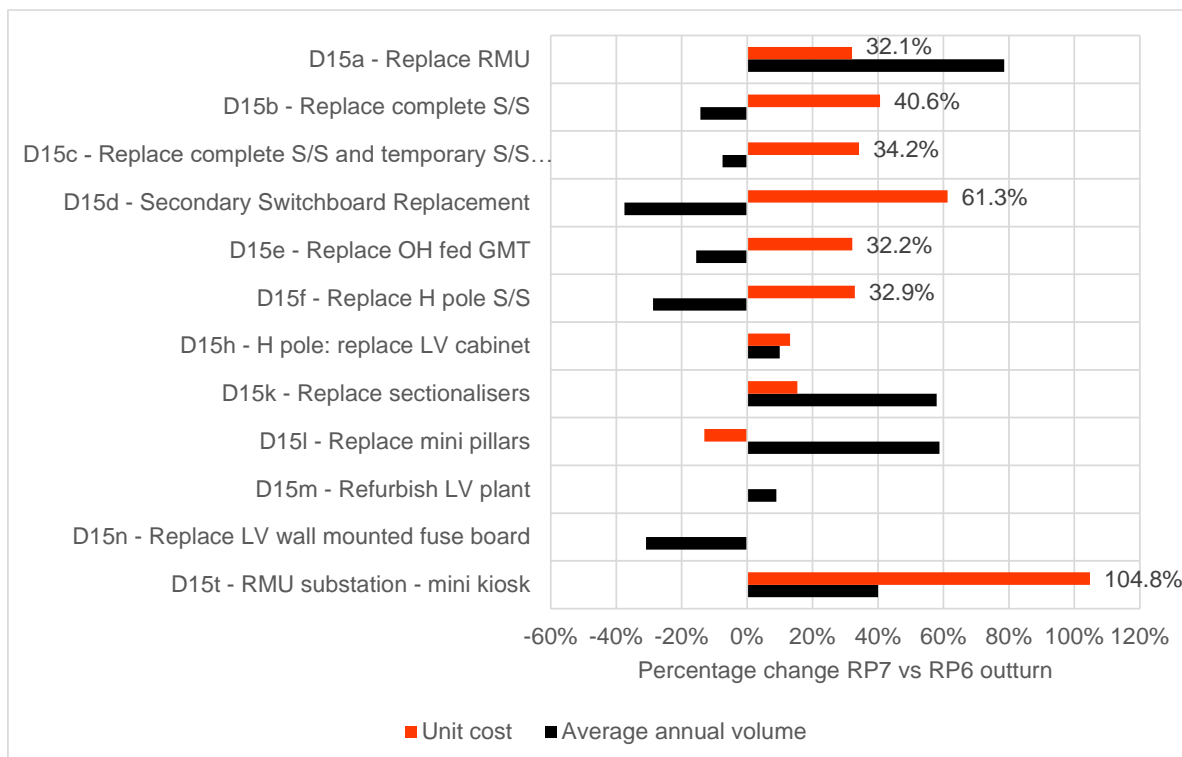


Figure 6 Distribution Secondary plant – Unit cost assessment

From Figure 6, it can be seen that 7 categories observed unit cost increases, when comparing RP6 outturn to RP7 that were greater than 20%, the largest increase being associated with RMU substation mini-kiosk replacements.

In addition, NIE Networks' query response on unit costs²¹ indicates the assessment carried out by NIE Networks to apply adjustments to the March 2022 outturn unit rates. These comprise adjustments to account for:

- Adjustments to reflect underlying unit rate;
- Material prices (affecting various items of HV & LV plant);
- SF6 alternative materials; and
- Site specific cost increases.

In general terms we have used the RP6 outturn costs to inform our unit costs, together with reasonable adjustments to account for changes in technical scope (for example, the procurement of distribution transformers complying with the Tier 2 directive on maximum allowed losses). Other price increases linked to increased material and supplier costs are not included. For these, we recommend they are excluded as these likely constitute real price increases that the UR has advised are within the scope of the UR's real price effect adjustments, detailed in their frontier shift annex.

A detailed review of the unit costs subject to large overall percentage changes or application of the above adjustment factors has been undertaken. The findings from this review are presented in Table 27 below.

²¹ Response to queries UR-0055,58,61,90-94

Table 27 Distribution Secondary plant – Review of unit cost changes

Expenditure category	Commentary on unit cost increases
D15a - Replace RMU	<p>The EJP cites the basis for the RP7 unit cost as the March 2022 outturn rate adjusted based on an SF6 alternative quote from a supplier but the price impact is uncertain.</p> <p>In NIE Networks' query response on unit costs²², the additional costs were based on:</p> <ul style="list-style-type: none"> – Material price increases <p>We recommend an allowed unit cost of £8.1k, based on the RP6 outturn up to end 2022 rate. This is broadly consistent with the RP5 outturn rate also.</p>
D15b - Replace complete S/S	<p>The EJP cites the basis for the RP7 unit cost as the March 2022 outturn rate adjusted based on an SF6 alternative quote from a supplier.</p> <p>In NIE Networks' query response on unit costs²², the additional costs were based on:</p> <ul style="list-style-type: none"> – Material price increases – The transformer tier 2 eco directive <p>For material price increases, we recommend they are excluded as these likely constitute real price increases that the UR has advised are within the scope of the UR's real price effect adjustments, detailed in their frontier shift annex.</p> <p>The transformer eco directive is considered a specification change and the indicated £11k unit cost increase to account for this should be included in the unit cost.</p> <p>We recommend an allowed unit cost of £55,740, based on the RP6 outturn rate plus uplift for change in transformer specification.</p>
D15c - Replace complete S/S and temporary S/S works	<p>Unit cost increase is as described above, with recommended allowed unit cost of £64,110, based on the RP6 outturn rate plus uplift for change in transformer specification.</p>
D15d - Secondary Switchboard Replacement	<p>The EJP indicated that the RP6 unit cost was unreflective as 50% of the works under had been switchboard to RMU replacements, this was restated in NIE Networks' query response on unit costs⁶. NIE Networks also provided some recent switchboard replacement costs²³ which were:</p> <ul style="list-style-type: none"> – £6,556 for a secondary switchboard to RMU replacement – £15,195 for a secondary switchboard to secondary switchboard replacement – £36,728 for a secondary switchboard to primary switchboard replacement <p>It is noted that the above were individual examples only, however there are more sites identified for RMU replacement solutions in RP7 (63.6%) compared to RP6 (42.9%) based on the information provided in the EJP and far fewer primary switchboard sites (9.1% in RP7 vs 38.1% in RP6), so it is expected that the unit cost should be lower than what has been proposed.</p> <p>We recommend an allowed unit cost of £22,390, based on the RP6 outturn rate.</p>
D15e - Replace OH fed GMT	<p>The EJP cites the basis for the RP7 unit cost as the March 2022 outturn rate uplifted for material prices and the impact of the transformer tier 2 eco directive.</p> <p>The transformer eco directive is considered a specification change and the indicated £11k unit cost increase to account for this (noted against item D15b) should be included in the unit cost.</p> <p>We recommend an allowed unit cost of £59,410, based on the RP6 outturn rate plus uplift for change in transformer specification..</p>
D15f - Replace H pole S/S	<p>The EJP cites the basis for the RP7 unit cost as the March 2022 outturn rate uplifted for material prices and the impact of the transformer tier 2 eco directive.</p> <p>The transformer eco directive is considered a specification change should be included in the unit cost.</p> <p>We recommend an allowed unit cost of £19,600, based on the RP6 outturn rate + a proportional uplift (based on the same proportion of the eco directive transformer uplift to the total Tx material prices used for asset D15b, and applied to the Tx material prices cost proposed by NIE Networks for this asset category⁶).</p>
D15g - H pole: TX change only	<p>The EJP cites the basis for the RP7 unit cost as the March 2022 outturn rate uplifted for material prices and the impact of the transformer tier 2 eco directive.</p> <p>The transformer eco directive is considered a specification change should be included in the unit cost.</p> <p>We recommend an allowed unit cost of £8,610, with same assumptions as above.</p>

²² NIE Networks response to UR Query No UR-0055,58,61,90-94

²³ NIE Networks response to UR Query No UR-0311

Expenditure category	Commentary on unit cost increases
D15t - RMU substation - mini kiosk	<p>The EJP cites the basis for the RP7 unit cost as the March 2022 outturn rate uplifted for material prices, the impact of the transformer tier 2 eco directive, and due to expenditure hitting in RP5 but works occurring in RP6 thereby depressing the RP6 rate.</p> <p>The transformer eco directive is considered a specification change should be included in the unit cost. We recommend an allowed unit cost of £46,845, based on the RP5-RP6 outturn rate plus uplift for change in transformer specification...</p>

For the other asset categories not included in the table above, we recommend the following unit costs:

- D15h - H pole: replace LV cabinet based on the RP6 outturn rate.
- D15n - Replace LV wall mounted fuse board based on the RP6 outturn rate.
- D15z - RMU substation - mini kiosk and temp based on RP5-RP6 unit rate (see comments against asset D15t in table above) + an uplift due to transformer eco directive + uplift for temporary works²⁴.

It is recommended to use the NIE Networks proposed RP7 unit costs for the following asset categories:

- D15k - Replace sectionalisers – unit cost increase from RP6 to RP7 was to account for specification change to improve installation safety which is deemed acceptable.
- D15l - Replace mini pillars – unit cost decrease from RP6 to RP7 was to remove unit costs associated with the UDB replacements which had been included previously in this category.
- D15m - Refurbish LV plant – unit cost decrease from RP6 to RP7 as there are lower levels of refurbishment expected due to the historic effectiveness of this programme.
- D15q - Replace UDB – this is a new asset category which had previously been included in category D15l, the units cost is higher than the mini pillar replacement unit cost which is expected due to the excavation works that required for UDBs – the combined unit costs for D15l and D15q is lower in RP7 compared to RP6 and therefore this is deemed acceptable.
- D15y - Replace LV Cabinet (GM Substation) – this is a new asset category and the EJP states that the cost is “based on a detailed cost estimate referenced back to current labour rates and material prices” so is considered acceptable.
- D15aa - Fit UDB Blanket – this is a new asset category which sits alongside category D15l, it is proposed as a safety investment and is therefore deemed acceptable.

The three remaining items in the secondary distribution work package did not have specific unit costs, however following our review of NIE Networks’ proposed investment for these, we make the following comments and recommendations:

5.2.3.1 D15o - Secondary substation ancillary (civil) works

During RP6, NIE Networks has categorised its inspection data to prioritise civil defects identified. The proposed interventions are considered for the following types:

- Substation Shell Repair
- Ground Reinstatement Works
- Brick Built Building Roof Repairs
- Replacement and repairs of Boundaries and removal of climbing aids

NIE Networks has established a prioritised list of defects across its secondary substation asset portfolio. A total of 2,502 interventions are proposed in RP7. This compares with RP6 within which NIE Networks estimates that between 700 - 750 P1 and P2 sites intervened on during RP6 thus far²⁵.

We sought clarification on the proportion of both P1 and P2 interventions included within the RP7 programme. The works are heavily influenced by the P2 category (approximately 65%) of which the vast majority related to ground reinstatement works (almost 90%). NIE Networks’ approach is to prioritise the rectification of P1 and P2 defects

²⁴ equivalent to the difference between proposed RP7 costs for D15c and D15b

²⁵ NIE Networks response to UR Query No UR-0206

outside of normal maintenance schedules, whereas the rectification of lower risk P3 and P4 defects are, where possible, only completed with other maintenance and asset replacement work.

We support NIE Networks' proposal to address all P1 civil defects during RP7. There may be some scope to defer interventions beyond RP7 on a proportion of the P2 civil defects but also acknowledge that additional civil defects (previously categorised as P3) may be re-categorised at P1/P2 throughout the remainder of RP6 and within the RP7 period, requiring intervention.

Generally, the increased volumes of works proposed for RP7 are consistent with a continuing deterioration of the original building materials and potential underinvestment in previous price control periods. We therefore recommend RP7 DD allowances to target both P1 and P2 civil defects.

In terms of the capex required to address these interventions, NIE Networks has provided a schedule of intervention types, proposed volumes and total costs for each intervention type. It is our understanding that these costs have been built up on quotes per sq metre, or linear metre measurements bespoke to the requirements of each site.

Across the various sub-programmes relating to secondary plant, we have made adjustments to the proposed unit costs which in overall terms results in a net reduction of more than 10%. We therefore propose to make a similar adjustment to the RP7 unit costs proposed by NIE Networks and we recommend a reduction in capex allowances of 10% to the NIE Networks submitted value for this activity.

5.2.3.2 D15ac - Secondary Physical Security

NIE Networks' plans for RP7 include approximately £4.2m of capex relating to a series of interventions focusing on one or more of the following:

- Perimeter works - security fencing and access gate.
- Encroachment works - security fencing and access gate.
- High security steel door (replacement of existing rotten wooden door).

Proposed volumes are stated within the EJP (1.805) but there is no analysis, justification or commentary to support the proposed volumes. We sought supporting site survey information to gain a detailed understanding on the main driver for the proposed volumes.

For **perimeter works**, NIE Networks Maximo system has identified 572 secondary substation sites with security issues associated with fencing. Of these, 390 sites were identified as Priority 1 and 182 sites identified as Priority 2. NIE Networks strategy is to address all P1 sites in RP7. NIE Networks has not considered any option to deal with P2 sites. There is no previous capex in RP6 to deal with security-related issues.

NIE Networks' proposed unit costs are based on 50% full replacement of fencing & 50% of partial replacement, although it is possible that some defects can be addressed with repair-type interventions rather than full / partial replacement.

We therefore propose to reduce unit costs to account for lower cost intervention.

For **encroachment works**, the list of sites included with RP7 proposed allowances was created by extracting all the specific defects from Maximo. Priority 1 defects were determined by an assessment of photographic evidence attached to each defect. Out of a total of 127 encroachment defects, 95 were identified as Priority 1 and 32 identified as Priority 2. Again, NIE Networks' strategy is to address all P1 sites in RP7. In all cases, the only intervention is to install palisade double gates and palisade security fence - no other intervention considered / presented.

In addition, NIE Networks has increased the required fence length per site by an additional 30% of fencing per site to extend fencing to include the laneway for access to substation. It is unlikely this will be required in all cases.

For **secondary substation door replacements**, the list of sites included with RP7 proposed allowances was created by extracting all the relevant defects from Maximo. Out of these 509 door defects, 209 doors were identified as P1, and a further 107 doors identified as P2. P1 classification was based on reference to rot, rust, holes or corrosion within the defect report. Again, NIE Networks strategy is to address all P1 doors in RP7.

The cost build up utilised the contract pricing for the purchase and installation of 1 single & 1 double SR3 - door per site.

Following our review of the EJP and supporting information provided, the listed defects clearly identify intervention being required across many sites. We note NIE Networks has not made investment on physical site security at secondary substations during RP6 and their proposed capex for RP7 represents a significant proportion of their proposed investment at secondary substations.

There is no risk assessment of the P1 defects in terms of which sites present highest risk based on location - some form of prioritisation would target lower risk P1 defects beyond RP7 and into RP8. Even a one year extension to completing the P1 defects would reduce the RP7 volumes by more than 14%.

That said, we are mindful of the need to maintain the physical integrity of secondary substation sites and we therefore recommend that capex allowance is provided to target all P1 sites in RP7 period. However, we are not convinced on the proposed interventions relating to fencing being applicable at all P1 sites or the proposed unit costs used and have therefore reduced the unit costs used by NIE Networks in preparing its forecast. We recommend a total allowance of £3.44m, equivalent to an 18% reduction compared to NIE Networks' submission.

5.2.3.3 D15x - Secondary substation legalities

NIE Networks' approach relating to secondary substation sites is a continuation of its approach during RP6 period. A significant increase in RP7 capex is proposed relative to RP6 (£2.0m v £1.0m²⁶). The RP7 forecast is based on the following analysis / assumptions relating to secondary substations identified for RP7 intervention:

- 22 substations with valid lease but require site extension (e.g. to accommodate temporary works).
- 128 sites identified with expired lease requiring renewal.
- A further 57 sites identified with title unknown.
- A further 100 (representing 10%) out of an estimated 1,000 sites with expired leases where no works are planned during RP7 but the landowners will approach NIE Networks in the RP7 period with a request to renew the lease.
- A total number of site lease renewals of 307.
- Average site lease cost to increase by 47% based on a greater proportion of lease renewal on privately owned land as opposed to land owned by government bodies.

NIE Networks provided additional information to support their assumption that a further 100 sites may be subject to landowner request for lease renewal during RP7. In overall terms this assumption accounts for less than 2% of the expired assumption each year. It is not evident that similar experience was observed during RP6 period and we conclude that the assumption overstates RP7 volumes. We therefore recommend allowances based only on the proposed sites with planned intervention in RP7 - a total of 207 sites.

In relation to RP7 capex allowances, we recommend allowances based on average RP6 lease cost (plus agent and legal costs).

5.3 NIE Networks' Response to the DD

The sub-programmes for which NIE Networks challenged the allowance reduction recommended in the DD Report are listed as follows:

5.3.1 D15 - Secondary Substations

5.3.1.1 D15o - Secondary substation ancillary works

NIE Networks states that 'there is no link between the D15o secondary civils sub-category and the various sub-categories relating to secondary plant that would justify a reduction in unit costs/capex on the basis of adjustments made "across the various sub-programmes relating to secondary plant", as GHD has recommended'.

²⁶ NIE Networks response to UR Query No UR-0188

NIE Networks also references the GHD report which stated 'intervention types, proposed volumes and total costs for each intervention type, based on quotes per square metre or linear metre measurements, bespoke to the requirements of each site' and states that GHD does not contest the evidence on costs provided by NIE Networks.

Within the response (paragraph 17.8), NIE Networks also states that 'GHD supported NIE Networks' proposals to address all priority 1 defects at RP7. In relation to priority 2 defects, GHD noted that there might be possibilities for these defects to be addressed beyond RP7, but also acknowledged that additional civil defects (previously categorised as priority 3) may be re-categorised as priority 1 or 2 throughout the remainder of RP6 and within the RP7 period, requiring intervention'.

NIE Networks states that it does not consider that the UR's provisional decision to reduce the allowed capex by 10% was supported by the evidence. There is no basis to reduce the allowed capex on the grounds that similar adjustments were made to other subcategories within the same category.

As this is a lump sum allowance, NIE Networks claim that 'a reduction in the allowed capex will result in certain priority 2 defects not being addressed in RP7, and therefore impact on the proper maintenance of NIE Networks' secondary substations'.

NIE Networks requests that, in its Final Determination, the UR grant in full the requested allowance.

5.3.1.2 D15x - Secondary substation legalities

NIE Networks asserts that it:

- *'Considers that the UR's provisional decision to disallow costs for legalities relating to secondary substations for which no works are planned for RP7, or for which landowners proactively request the renewal, is inconsistent with regulatory precedent'* (i.e. departing from the position to grant the full requested amount for secondary substation lease renewals in RP6).
- *'Has not proposed any change in its approach from RP6. ...[As with primary substation legalities] it is simply the case that the volume of secondary substation leases due to expire during RP7 is higher than during RP6. This factor is entirely outside of NIE Networks' control. It is pre-determined by the date the lease was agreed (pre-privatisation) and the lease term length'*.
- *'Has no option from a legal perspective but to deal with proactive requests from landowners and the DD makes no allowance for costs associated with such requests. NIE Networks does not have an option to simply refuse the renewal, based on the lack of UR allowances'*.
- *'Has already clearly documented to the UR (via the UR's query process) how it determined the 100 reactive sites and explained why this is a prudent calculation. That figure is based on the company's workload during RP6, where c.20 landowners annually approach NIE Networks' Land & Property team seeking a secondary substation lease renewal. NIE Networks considers that this number is likely to increase during RP7 due to the volume of work to be undertaken on the network'*.
- Holds the opinion that *'GHD fails to explain its recommendation (adopted by the UR) that the allowances are based on the average RP6 lease cost (plus agent and legal costs)' and 'the proposed approach fails to take into account the expected increases in such costs during RP7'* citing the following, which are stated to have made negotiations for new leases much more challenging:
 - Landowners' expectations of value have increased significantly throughout RP6;
 - Rising property costs;
 - The cost-of-living crisis;
 - Increased demand for new housing sites; and
 - *The 'impact of high-cost renewals, such as sites with planning permission for development where the company must consider the least costly approach. Secondary substations cost upwards of c.£50,000 to relocate, and it is often less costly to pay for the market value of the land'*.
- Holds the opinion that *'under the UR's proposed allowance, it will not be able to offer a fair consideration payment for each site which NIE Networks considers that there is a significant risk that landowners will refuse which will delay investment in the network and push NIE Networks towards making vesting applications'*.
- Holds the opinion *'that the UR has failed to take into account the analysis that NIE Networks has completed to create the best view of costs based on the land type of each expired list. In its assessment of the average*

cost per lease, NIE Networks considered that due to the volume of leases renewed on land owned by government bodies in RP6, the company expected to see a higher percentage renewed on privately owned land in RP7 (c.55%). On that basis, NIE Networks averaged the cost per lease at £3,686 as opposed to £2,507 if it were to maintain the current split of government to privately owned land use during RP7. The UR has failed to take into account the ratio of lease renewals during RP7 between government to privately owned land during RP7.

5.4 GHD FD Analysis

5.4.1 D15 - Secondary Substations – analysis of NIE Networks’ response to the DD

5.4.1.1 D15o - Secondary substation ancillary works

We note the statement in NIE Networks’ response that there is no link between the D15o secondary civils sub-category and the various sub-categories relating to secondary plant that would justify a reduction in unit costs/capex on the basis of adjustments made ‘across the various sub-programmes relating to secondary plant’.

The issue here was that there was a general uplift in unit costs observed across parts of the NIE Networks’ submission - clearly observed and referenced within the GHD report. Because of our concerns that the costs for this work programme had also generally increased, we recommended a reduction to mitigate cost increase risk.

We also note that NIE Networks’ response refers to the GHD statement that that ‘there might be possibilities for these defects to be addressed beyond RP7, but also acknowledged that additional civil defects (previously categorised as priority 3) may be re-categorised as priority 1 or 2 throughout the remainder of RP6 and within the RP7 period, requiring intervention’. This point was intended to point out that there is some flexibility in timing and prioritisation of the works - particularly some of the priority 2 defects.

The earlier GHD recommendation was intended to adopt a balanced approach - targeting no reduction in volumes but at a reduced unit cost - a similar outcome could equally have been achieved by a reduced volume but at no change to the unit cost. Within our Draft Determination, we recommended the former.

During the engagement session held on 07/06/2024, NIE Networks reiterated concerns stated in its response to the DD. It also provided additional information (filename Asset Presentation 070624 v2 – D15o.xlsx) which included an embedded file providing a detailed cost build of corrective works to address identified defects, forming the basis of the RP7 submission. GHD reviewed the additional information provided; we observed that unit rates included contingency amounts and / or an uplift to contract rates. We remain of the view that our recommended allowances within the DD remain the same for the FD.

5.4.1.2 D15x - Secondary substation legalities

We note NIE Networks’ response stated ‘NIE Networks considers that the UR’s provisional decision to disallow costs for legalities relating to secondary substations for which no works are planned for RP7, or for which landowners proactively request the renewal, is inconsistent with the UR’s regulatory precedent’.

NIE Networks states that the UR has without adequate justification departed from its position at RP6 where it granted NIE Networks its full requested amount for secondary substation lease renewals.

In response to these statements from NIE Networks, the UR has clearly advised GHD that any additional funding that is recommended by GHD for the Final Determination is to be based on the information provided by NIE Networks, subsequently reviewed by GHD and is not based on accepting that any regulatory precedent has been set in RP6.

In its response, NIE Networks has re-iterated its view that it expects to see a higher proportion of lease renewals associated with privately owned sites, as opposed to government sites (the higher number in RP6) which is the main reason for the unit cost increase included in its RP7 forecast.

Although there is an “expectation”, there is no other supporting analysis or commentary to support this expectation. There is an argument that the proportion of lease renewals in RP7 mirrors or is similar to that experienced in RP6.

Through the query log²⁷ process we sought additional quantifiable evidence from NIE Networks to support its estimate of 100 additional reactive sites (20 per year) and also regarding the increasing ratio of lease renewals on private land v public land.

NIE Networks’ response stated that ‘it is estimated there are 1,000 expired leases. Based on our strategy to only renew our secondary distribution substations when investment is planned or a request is received from the landowner, we estimate that 10% (100) of the 1,000 expired leases will require renewal in RP7’.

In addition NIE Networks also confirmed that ‘due to property systems currently being over 20 years old’ it doesn’t have the ‘ability to report on data/categories associated with lease renewals’.

NIE Networks also explained the property system doesn’t facilitate reporting on landowner types (private vs public). For this exercise, and to prepare for the original submission, NIE Networks explained that it manually checked leases registered on land registry. This exercise identified the ownership of 149 sites of which 82 (55%) are privately owned and 67 (45%) are publicly owned. This is the exercise that was undertaken to confirm the expectation to see a higher percentage renewed on privately owned land in RP7 (c.55%).

In our opinion, there are clearly some issues with the data / information using the existing property management system, something that NIE Networks is looking to address in RP7 via a new Property IT system. The NIE Networks proposal to include an additional 20 lease renewals per year is based more on intuition than anything more substantial. Given the uncertainty, we are not persuaded to allow costs for these additional lease renewals within RP7.

Regarding the analysis presented relating to the ratio of private v public land ownership, we observed that within the sample provided, the sites categorised as “Private” included both Freehold sites and sites covered by a Customer Agreement. We therefore excluded these from our analysis as we do not consider these sites constitute the same cost impact as other privately owned sites. Consequently, the ratio of private to publicly owned sites reduces to 50:50. We therefore propose to increase our FD allowance per site accordingly based on this ratio.

5.4.2 D15 - Secondary Substations – review of application of unit costs

In addition to the review of new information submitted by NIE Networks, GHD undertook a review of the application of unit costs at the request of the UR. Principally, this was requested to ensure that a consistent approach is adopted for use of unit costs based on actual outturn data provided, i.e. including actual cost and volume data received for the years up to and including 2022/23.

Table 28 presents details of the changes to the recommended unit costs from the DD to the FD, following our review of the application of unit costs for the D15 programme.

Table 28 D15 – Secondary Substations – FD review of unit costs

Sub-programme ID	DD recommended unit cost (£)	FD recommended unit cost (£)
D15a - Replace RMU	8,149 Long-term RP5-RP6 outturn, excluding 2022/23 actual costs	10,761 Corresponding to NIE Networks’ RP7 request (following comparison with unit cost based on long-term RP5-RP6 outturn, including 2022/23 actual costs)
D15b - Replace complete S/S	55,742 RP6 outturn unit cost, excluding 2022/23 actual costs, plus £11k to cover costs of the transformer tier 2 eco directive	57,060 Corresponding to RP6 outturn unit cost, including 2022/23 actual costs, plus £11k to cover costs of the transformer tier 2 eco directive

²⁷ Query FD UR-0025

Sub-programme ID	DD recommended unit cost (£)	FD recommended unit cost (£)
D15c - Replace complete S/S and temporary S/S works	64,112 Corresponding to RP6 outturn unit cost, excluding 2022/23 actual costs, plus £11k to cover costs of the transformer tier 2 eco directive	68,846 Corresponding to RP6 outturn unit cost, including 2022/23 actual costs, plus £11k to cover costs of the transformer tier 2 eco directive
D15d - Secondary Switchboard Replacement	22,389 Corresponding to RP6 outturn unit cost, excluding 2022/23 actual costs	24,550 Corresponding to RP6 outturn unit cost, including 2022/23 actual costs
D15e - Replace OH fed GMT	59,411 Corresponding to RP6 outturn unit cost, excluding 2022/23 actual costs, plus £11k to cover costs of the transformer tier 2 eco directive	56,951 Corresponding to RP6 outturn unit cost, including 2022/23 actual costs, plus £11k to cover costs of the transformer tier 2 eco directive
D15g - H pole: TX change only	8,611 Corresponding to RP6 actual and forecast outturn unit cost, plus proportion of materials costs to cover the transformer tier 2 eco directive	6,927 Corresponding to RP6 outturn unit cost, including 2022/23 actual costs, plus proportion of materials costs to cover the transformer tier 2 eco directive
D15h - H pole: replace LV cabinet	5,231 Corresponding to RP6 actual and forecast outturn unit cost	5,219 Corresponding to RP6 outturn unit cost, including 2022/23 actual costs
D15z - RMU substation - mini kiosk and temp	62,910 Corresponding to RP6 outturn unit cost for D15t, including 2022/23 actual costs, plus £11k to cover costs of the transformer tier 2 eco directive plus £11,107 allowance for temporary works – difference between recommended costs for D15b and c	66,326 Calculation of DD recommended unit cost updated to reflect changes to recommended unit costs for D15b and c

5.5 GHD FD recommendation

Based on the above sections, the recommended RP7 FD allowances and volumes for each sub-programme are presented in Table 29.

Table 29 Distribution plant – Secondary plant recommendations summary

Sub-programme ID	Requested by NIE Networks		Recommended by GHD (DD)		Recommended by GHD (FD)	
	RP7 allowance (£k)	RP7 volume	RP7 allowance (£k)	RP7 volume	RP7 allowance (£k)	RP7 volume
D15a - Replace RMU	2,152	200	1,630	200	2,152	200
D15b - Replace complete S/S	18,122	288	15,329	275	15,692	275
D15c - Replace complete S/S and temporary S/S works	2,638	37	2,372	37	2,547	37
D15d - Secondary Switchboard Replacement	1,805	50	1,119	50	1,228	50
D15e - Replace OH fed GMT	3,199	50	2,971	50	2,848	50
D15f - Replace H pole S/S	1,068	49	961	49	961	49
D15g - H pole: TX change only	365	45	387	45	312	45
D15h - H pole: replace LV cabinet	248	44	230	44	230	44
D15k - Replace sectionalisers	1,468	139	1,468	139	1,468	139

Sub-programme ID	Requested by NIE Networks		Recommended by GHD (DD)		Recommended by GHD (FD)	
	RP7 allowance (£k)	RP7 volume	RP7 allowance (£k)	RP7 volume	RP7 allowance (£k)	RP7 volume
D15l - Replace mini pillars	5,971	1,545	5,971	1,545	5,971	1,545
D15m - Refurbish LV plant	1,580	21,323	1,580	21,323	1,580	21,323
D15n - Replace LV wall mounted fuse board	464	21	451	21	451	21
D15o - Secondary substation ancillary works	1,512	-	1,361	-	1,361	-
D15q - Replace UDB	828	114	828	114	828	114
D15t - RMU substation - mini kiosk	3,567	56	3,054	56	3,054	56
D15x - Secondary substation legalities	1,959	-	1,077	-	1,282	-
D15y - Replace LV Cabinet (GM Substation)	651	40	651	40	651	40
D15z - RMU substation - mini kiosk and temp	1,212	17	1,069	17	1,128	17
D15aa - Fit UDB Blanket	43	200	43	200	43	200
D15ac - Secondary substations physical	4,227	-	3,445	-	3,455 ²⁸	-
Total	53,080		45,998		47,240	

²⁸ For sub-programme D15ac a typographical error has been corrected. The recommended allowance has been changed to £3,455k from £3,445k, to correctly reflect the analysis that was carried out for the DD recommendation.

6. Review of RP7 capex requirements - WP1: Distribution protection

This section relates to protection works proposed by NIE Networks to be carried out on their distribution system (predominantly at primary substations).

6.1 RP7 requested allowance

NIE Networks' proposed investment for the RP7 period is itemised below in Table 30 for each of the sub-work programmes included within programme D603. The table shows comparison of costs and volumes over the RP6 period relative to the RP7 period.

6.1.1 RP7 Costs and volumes

Table 30 Distribution protection - NIE Networks investment proposal for RP7

Sub-programme ID	EJP ref	RP6 allowance		RP6 outturn		RP7 proposed	
		Costs £k	Volumes	Costs £k	Volumes	Costs £k	Volumes
D603a - 33kV protection retrofit	EJP 1.701	407	69	425	70	611	104
D603b - 11kV protection retrofit	EJP 1.701	1,042	175	1,173	174	2,003	304
D603e - Automatic Voltage Control replacements	EJP 1.701	-	-	-	-	375	22
D603g - 33kV Bus coupler retrofit	EJP 1.701	-	-	-	-	190	22
D603i - 33kV Transformer Protection retrofit	EJP 1.701	-	-	-	-	399	48
D603j - 33kV Distance Protection retrofit	EJP 1.701	-	-	-	-	57	4
D603k - Unit Protection retrofit - Full Diff / Pilot Box	EJP 1.701	-	-	-	-	243	15
D603k2 - Unit Protection retrofit - REF / NVD	EJP 1.701	-	-	-	-	43	10
D603l - 33kV Auto Changeover retrofit	EJP 1.701	-	-	-	-	185	9
D603m - 33kV SP Schemes	EJP 1.701	-	-	-	-	33	2
D603o - 33kV Substation Monitors	EJP 1.703	-	-	-	-	270	12
D603p - 33kV Substation Monitors retrofit	EJP 1.703	-	-	-	-	110	22
D603q - 11kV Substation Monitors	EJP 1.703	-	-	-	-	45	2
D603s - 11kV Unit Protection retrofit	EJP 1.701	-	-	-	-	265	68
D603u - Mesh VT Replacement	EJP 1.702	-	-	-	-	299	19
D603v - Switchboard VT Replacement	EJP 1.702	-	-	-	-	777	40
D603w - Protection Pilot	EJP 1.701	-	-	-	-	20	-
Total		1,449	244	1,599	244	5,924	703

From the above table, it is evident that NIE Networks is proposing a significant increase in protection-related capex for the RP7 period.

The two main programmes that commenced in RP6 period, relating to protection retrofits, will continue at a much increased rate compared to RP6, rising from £1.6m to £2.6m. In addition, NIE Networks is proposing investment across many new work programmes with a further capex of £3.3m identified.

6.1.2 Rationale for investment

The proposed strategy for investment in RP7, as stated by NIE Networks, is summarised in Table 31 below for each of the sub-programmes.

Table 31 *Distribution Protection – Investment Strategy*

Sub-programme ID	EJP ref	Investment Strategy
D603a - 33kV protection retrofit	EJP 1.701	<p>The main investment driver for this category is the requirement to maintain and operate a safe and reliable network. Protection systems are a key component of the electricity network to help protect members of the public, employees and assets. In addition, protection systems are also an integral part of substation monitoring and this is a secondary driver for this EJP.</p> <p>The 33 kV and 11 kV protection retrofit sub-programmes (D603A and D603B) began as a trial in RP6 and RP7 looks to scale this. The other sub-programmes in this EJP are new in RP7 and aim to address specific aspects of protection and control systems.</p> <p>It should be noted that there is limited detail within the EJP with respect to the content and improvements the sub-programmes aim to address. For example, there is no reference to specific safety and operational aspects associated with the relay (or equipment) types that are planned to be addressed in RP7. Further detail was provided in the responses to the supplementary questions, however, this was high-level and provided only limited information.</p>
D603b - 11kV protection retrofit		
D603e – Automatic Voltage Control replacements		
D603g – 33kV Bus coupler retrofit		
D603i – 33kV Transformer Protection retrofit		
D603j – 33kV Distance Protection retrofit		
D603k – Unit Protection retrofit – Full Diff / Pilot Box		
D603k2 – Unit Protection retrofit – REF / NVD		
D603l – 33kV Auto Changeover retrofit		
D603m – 33kV SP Schemes		
D603s – 11kV Unit Protection retrofit		
D603w – Protection Pilot		
D603u – Mesh VT Replacement	EJP 1.702	<p>Voltage transformers (VTs) also form part of the protection system and therefore the drivers for EJP 1.702 are identical to EJP 1.701.</p> <p>One of the key aspects of this EJP is the intention to replace existing oil-filled VTs with more modern cast resin equivalents to mitigate fire and environmental risks. However, similar to EJP 1.701, there is limited information to that outlines why these sites have been chosen for replacement over others.</p>
D603v - Switchboard VT Replacement		
D603o – 33kV Substation Monitors	EJP 1.703	<p>This EJP covers both distribution substation monitors and transmission substation monitors (distribution monitors are captured here and transmission monitors are captured separately in section 10).</p> <p>NIE Networks state that the main driver for investment is “maintaining a safe, reliable and resilient network”. However, the main body of the EJP states that the drivers are to remove and replace “obsolete, age expired and faulty equipment” and to improve the levels of substation monitoring (including power quality).</p>
D603p - 33kV Substation Monitors Recommissioning		
D603q – 11kV Substation Monitors		

6.2 GHD DD analysis

6.2.1 Run-rate comparison

Table 32 Distribution protection – run-rate comparison

Sub-programme ID	Average volume pa		
	RP6 outturn	RP7 requested	% change RP7 vs RP6.
D603a – 33kV protection retrofit	9.3	17.3	85.7%
D603b – 11kV protection retrofit	23.2	50.7	118.4%

Table 32 presents the volume run-rate analysis that compares annual volumes for RP6 with requested volumes for RP7. Only sub-programmes with comparable data across RP periods are included in the above table.

There is a significant increase in volumes requested for RP7 in the 33 kV and 11 kV protection retrofit categories (86% and 118% respectively). It should be noted that there were no separate volumes for the more “bespoke” sub-programme protection categories in RP6, it is assumed that these were included within the general protection retrofit categories in RP6.

6.2.2 Condition assessment analysis

NIE Networks has developed a scoring methodology detailed within EJP 1.701 following the protection replacement trials implemented in RP6. The methodology is based on a “condition” score which ranges from 1 (no intervention required) to 5 (immediate intervention required). The EJP provides no breakdown of asset scores, therefore, a query (UR-091) was submitted to NIE Networks to clarify the application of condition scores across protection assets. In their query response, NIE Networks clarified that a condition score of 5 is used as the intervention trigger point, but given the number of relays categorised as 5 and being cognisant of the deliverability challenge associated with this work programme, only a sub-set of relays categorised as 5 have been proposed for replacement within the RP7 period.

The following figures are taken from the response to query UR-091, which show only sites, but not the number of relays.

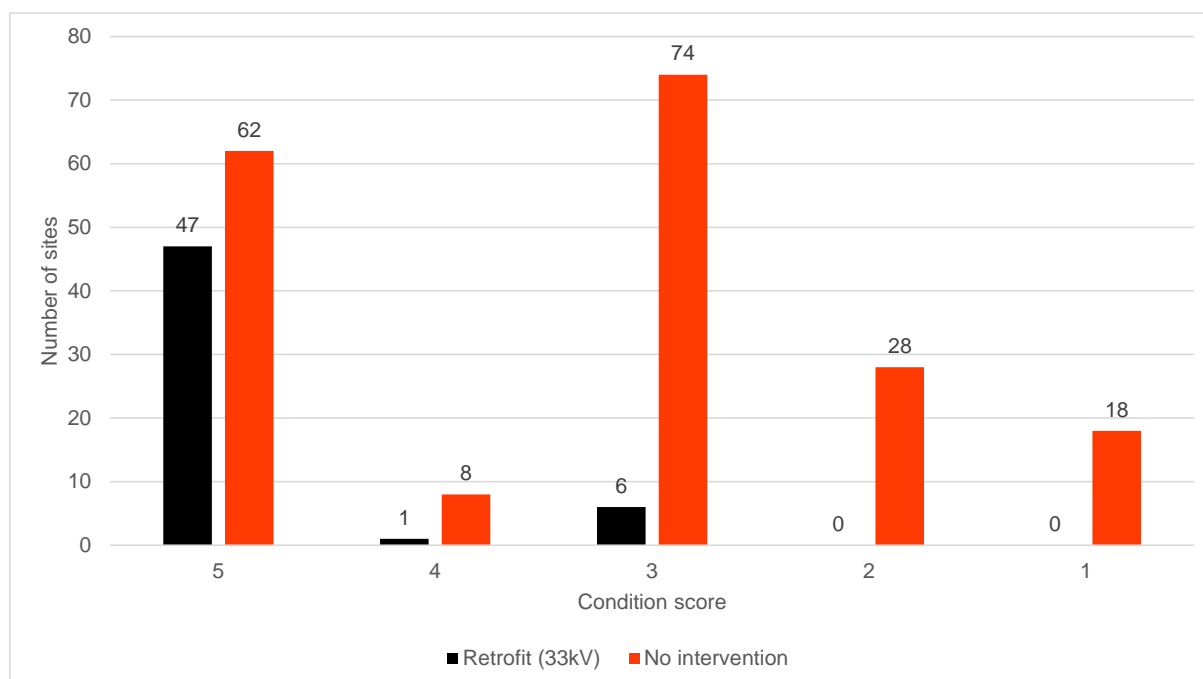


Figure 7 Distribution protection – Condition assessment summary for 33 kV sites (retrofit)

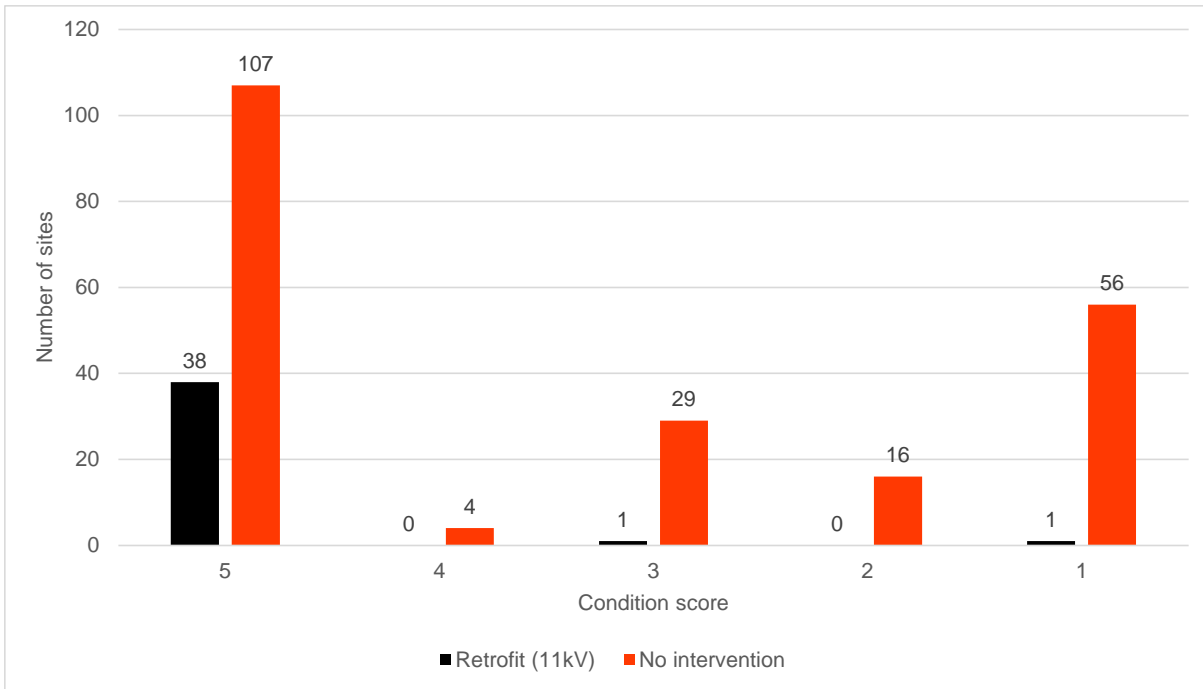


Figure 8 Distribution protection – Condition assessment summary for 11 kV sites (retrofit)

The results shown in Figure 7 and Figure 8 indicate a high population of sites where equipment has been assigned a score of 5 (immediate intervention required).

There are gaps in the scoring methodology and resulting figures that raise questions regarding the volumes requested in RP7. The main area relates to the scoring methodology. In the EJP description, the drivers for investment relate to condition and safety, however, the scoring methodology appears to be entirely based on the age, obsolescence and support available for the protection asset. There is no information to capture the impact of the particular protection asset on safety and network reliability (i.e. CI and CML consequence), which is a primary driver for this category. It is, therefore, not possible to confirm whether the substantial increase in volumes requested for RP7 are fully justified. In addition, each of the sub-programmes will have a different impact on safety and network reliability. For example, the risk associated with an AVC failure (D603e), where voltage control is impacted, will be different from the failure of an overcurrent and earth fault relay protecting an 11 kV overhead line. The EJP does not provide any detail that confirms whether these risks have been considered when preparing the volumes for RP7.

6.2.3 RP6 v RP7 unit cost analysis

Table 33 presents details of the unit cost assessment that has been undertaken for distribution secondary plant based on actual costs up to the end of March 2023.

Table 33 Distribution protection – unit cost assessment

Sub-programme ID	RP6 Outturn	RP7 requested unit cost (£k)	Unit cost movement (%)
			RP7 v RP6 outturn
D603a - 33kV protection retrofit	5.6	5.9	4.9%
D603b - 11kV protection retrofit	6.7	6.6	-1.7%

The unit costs presented in Table 33 show the outturn unit costs in RP6 compared with those proposed for RP7. Only sub-programmes with comparable data across RP periods are included in the above table.

We understand that the unit costs proposed for RP7 have been based on trials undertaken in RP6 and a high level of confidence can be placed on these. The comparison shows limited change in unit costs between RP6 and RP7 for the 33 kV and 11 kV protection retrofit sub-programmes. It is expected that the remaining categories, D603e to

D603w, have been developed using the same methodology and these appear to be consistent and in alignment with industry standards.

6.2.4 Summary of Distribution Protection

As described above, issues have been identified in the preparation of volumes for RP7. We agree with the drivers in the main body of the EJP, “maintaining a safe, resilient and reliable network”. However, there is no evidence to demonstrate that the volumes have been justified on elements such as safety, resilience and reliability. Instead the condition assessment appears to have been justified on age, on a per site basis.

We understand from other DNOs that there are specific relays that are known to pose a higher risk compared to others (such as the legacy Alstom/Areva K-series). However, the EJP and response to the supplementary query do not provide any detail regarding the type and number of relays and their specific risks, meaning that it is not possible to confirm exactly what is being requested. In addition, Appendix 1 of EJP 1.701 only provides a list of discontinued relays, some of which are less than 10 years old with no widely known defects or issues.

EJP 1.702 covers the replacement of switchboard and mesh VTs on the distribution network. The EJP recommends replacement of VTs on switchboards where the original oil-filled circuit breakers have been retrofitted with newer oil-free alternatives. Whilst it makes practical sense to replace the last remaining fire-risk from these sites, there is no analysis to indicate that the relevant makes/models of VT are prone to failure or present a significant risk to life or the equipment (especially as these devices are not operating to break faults in the way that switchgear does). In addition, no analysis has been presented to show the impact of replacing these VTs in terms of life extension or health improvement. However, for the replacement of mesh VTs, the reasoning focuses on the need to have equipment that aligns with the new auto-changeover schemes proposed, and this is justified.

The need to install and recommission substation monitors is covered within EJP 1.703. NIE Networks intends to continue its ongoing programme from RP6 to install monitors at strategic points on the network, providing greater network visibility. The volumes proposed for RP7 are lower than RP6 as the majority of work in the programme has already been completed. In addition, there is a need to reconfigure and recommission monitors where protection and/or switchgear is being upgraded. The volumes proposed in this EJP are in alignment with the delivery programme and are justified.

In general, we have observed that there is substantial cross-over between three Distribution Protection EJPs and other Primary Plant EJPs, for example where circuit breakers are being replaced along with protection systems. However, the EJPs lack sufficient detail to determine where this cross-over is occurring. This makes it difficult to assess where NIE Networks is achieving savings by conducting work in an efficient manner (i.e. combining projects together to reduce outages and risk to the customer).

6.3 NIE Networks’ Response to the DD

The sub-programmes for which NIE Networks challenged the allowance reduction recommended in the DD are listed as follows:

6.3.1 D603 - Distribution Protection:

6.3.1.1 D603a, e, g, i-m

This section presents details of NIE Networks’ response to the DD for the following expenditure sub-categories:

- D603a - 33kV protection retrofit
- D603e - Automatic Voltage Control replacements
- D603g - 33kV Buscoupler retrofit
- D603i - 33kV Transformer Protection retrofit
- D603j - 33kV Distance Protection retrofit
- D603k - Unit Protection retrofit - Full Diff / Pilot Box
- D603l - 33kV Auto Changeover retrofit
- D603m - 33kV SP Schemes

GHD recommended a blanket volume reduction in respect of most of the protection sub-categories (other than Substation Monitors and Mesh VTs), attributed to a lack of clarity within the evidence submitted by NIE Networks to support the allocation of condition scores and the resulting work volumes. However, the relevant unit costs were found to be justified and so were unchanged.

NIE Networks 'acknowledges that the format of the supporting evidence provided in the Business Plan submission was difficult to relate to volumes requested... [and] believes this was because the condition information presented in the Business Plan submissions was on a "per site" basis, whereas the volumes requested were on a "per asset" basis. This was due to the "many-to-one" relationship between protection relays and their parent circuit breaker, and the "one-to-many" relationship that a new replacement may have with older relays – in other words, a single circuit breaker may connect to multiple protection relays, and a single modern relay may replace the functionality of three or more older relays on a single circuit breaker'.

NIE Networks states that it has 're-structured the data to enable the condition of multiple relays at the same circuit breaker to be assessed and then linked to the required number of units for each sub-category. NIE Networks provided additional information in support of its previously requested volumes for these activities'.

NIE Networks has provided several supplemental spreadsheets. Annex A4.13 (Distribution 33kV Protection Modelling), comprises four tabs described by NIE Networks as follows:

- '33kV Summary – This tab includes distinct counts via pivot tables for each sub-category, based on the data with the '33kV Details' tab.
- 33kV Details – This is the raw data extracted from Maximo with condition scores based on reliability and network resilience criteria.
- Scoring – This tab records the scoring criteria used within the '33kV Details' tab.
- Defects – This tab records the number of protection defects logged on Maximo. This is utilised within the '33kV Details' tab as part of the scoring'.

NIE Networks states that it applies criteria to 'take account of obsolescence, manufacturers' ability to support the relays with spares and expertise, the expected life span of relays, and installation dates for relays. These factors are measured using reliability metrics, and scoring also incorporates weighting metrics to demonstrate how account is taken of resilience'.

6.3.1.2 D603b, s

This section presents details of NIE Networks' response to the DD for the following expenditure sub-categories:

- D603b - 11kV protection retrofit
- D603s - 11kV Unit Protection retrofit

In respect of 11 kV protection, NIE Networks provided the spreadsheet in Annex A4.14 (Distribution 11 kV Protection Modelling), described as being comprised of four tabs as follows:

- '11kV Summary – This tab includes distinct counts via pivot tables for each sub-category, based on the data with the '11kV Details' tab.
- 11kV Details – This is the raw data extracted from Maximo with condition scores based on reliability and network resilience criteria.
- Scoring – This tab records the scoring criteria used within the '11kV Details' tab.
- Defects – This tab records the number of protection defects logged on Maximo. This is utilised within the '11kV Details' tab as part of the scoring.'

6.3.1.3 D603v - Switchboard VT Replacement

The GHD recommendation within the DD was to reduce the allowance for RP7 by 50% acknowledging that it is reasonable to address specific issues and provide an efficient approach to addressing the main drivers and 'in the absence of specific evidence for individual assets'.

NIE Networks states that, 'due to the condition of oil-filled switchboard VTs... [the] proposed allowance aims to support the commencements of a programme to proactively replace VTs showing increasing failure rates. This is

in order to negate the risk of catastrophic failure and the inability to get replacement parts to deal with ongoing faults, as the current equipment is no longer available from manufacturers’.

Furthermore, NIE Networks states that ‘if the proposed allowance is not granted in full NIE Networks will have to maintain the current approach of replacing defective VT’s due to oil leaks or internal fuse failure under fault by utilising strategic stock that has been salvaged from replacement boards. Unfortunately, this is not sustainable in the long term and could result in long outage periods, should one of these VTs catastrophically fail in service and damage surrounding switchgear’.

In supporting evidence, NIE Networks has provided further data as shown in Table 34 below, which ‘lists the oil-filled switchboard VTs that have previously required replacement under fault. The list illustrates the relevant makes/models of VT that are prone to failure’ and stated to be no longer supported by the relevant manufacturers.

Table 34 Oil-filled switchboard VTs replaced under fault (DD Response - Table 4.11)

Site	Switchboard VT Type	Serial Number	Year
Farmfield Chickens	D8 Brush (Oil filled VT)	2ZP2709	2001
Brookhill Central	Reyrolle LMT (Oil filled VT)	4BDA51V	2002
Drumard Barracks	D8 Brush (Oil filled VT)	2ZP2708	2002
Ballinamallard West	C4X Brush (Oil filled VT)	-	2013
Atnagelvin HVC	Reyrolle LMT (Oil filled VT)	-	2013
Ballyclare Central	C4X Brush (Oil filled VT)	-	2018
Warringpoint North	C4X Brush (Oil filled VT)	-	2024

In addition, images illustrating the level of leakage from South Wales Switchgear (an oil filled VT) at Warringpoint North were provided in Annex A4.16 which was recently identified and replaced under fault.

6.3.1.4 D603w - Protection Pilot

NIE Networks has provided photographs in Annex A4.15 alongside its narrative description to show the current condition of the protection boxes proposed for replacement and re-location indoors, in response to the recommendation to reduce this allowance by 50%. This recommendation was due to a lack of clarity within the evidence submitted by NIE Networks to support the allocation of condition scores and the resulting work volumes.

6.4 GHD FD Analysis

6.4.1 D603 - Distribution Protection:

6.4.1.1 D603a, e, g, i-m

This section presents details of GHD’s updated analysis for the following expenditure sub-categories:

- D603a - 33kV protection retrofit
- D603e - Automatic Voltage Control replacements
- D603g - 33kV Buscoupler retrofit
- D603i - 33kV Transformer Protection retrofit
- D603j - 33kV Distance Protection retrofit
- D603k - Unit Protection retrofit - Full Diff / Pilot Box
- D603l - 33kV Auto Changeover retrofit
- D603m - 33kV SP Schemes

GHD has reviewed the additional narrative and supporting evidence provided by NIE Networks regarding the proposed 33 kV protection retrofits.

The additional data regarding relay volumes is welcomed and assists with rectifying the issue with volumes. GHD notes that the information provided in relation to reliability is presented at a very high-level. For example, the reliability scores are limited to 1, 3 and 5, and appear to be directly correlated to the “state”. It is noted that although relays may be deemed “obsolete” (resulting in a maximum score of 5), it is assumed that this does not directly impact the reliability. In addition, it is assumed that through the replacement programme, relays that are decommissioned would be made available for spares, helping to manage the existing assets.

Although the information provided allows for a more detailed view of the assets, there are still inconsistencies and missing information. For example, the formula for calculating the “Total Score” in the 33 kV Protection Modelling spreadsheet is not consistent throughout, indicating a lack of QA. Also, there is limited information to support where relays have actually been defective and what the nature of the defect was.

Across the categories it was noted that some relays were being replaced as part of a wider panel replacement. In some cases, relays with low scores were being replaced rather than being re-used as part of the new panel. As such, adjustments have been made to the individual volumes to reflect where NIE Networks could be more efficient in the way it uses existing relays. In addition, the evidence provided did not always demonstrate a compelling need case to replace the equipment.

A query was also raised in relation to the potential overlap with costs under sub-programme D13, i.e. costs requested for relay replacement and costs associated with circuit breaker replacements. The query resulted in NIE Networks re-evaluating the volumes for relay replacements (where there was an overlap between circuit breaker replacement and protection replacement). This resulted in an overall reduction in volumes across various 33 kV categories. However, the points raised above still apply to some categories and therefore a reduction has been applied as shown in Table 37.

Table 35 D603 – 33kV protection updated recommendations

Sub-programme	DD Request	FD Request	GHD updated recommendation
D603a	104	57	57 (100% of FD request)
D603e	22	22	22 (100% of FD request)
D603g	20	13	13 (100% of FD request)
D603i	44	44	36 (80% of FD request)
D603j	4	4	2 (50% of FD request)
D603k	23	18	15 (80% of FD request) NB. this adjustment is applied across D603k (9) and D603k2 (6) in proportion with the original request
D603l	9	7	6 (80% of FD request)
D603m	2	2	2 (100% of FD request)

Where possible, NIE Networks should seek to be as efficient as possible in the delivery of its retro-fit programme, ensuring that relays which have a low score are re-used.

6.4.1.2 D603b, s

This section presents details of GHD’s updated analysis for the following expenditure sub-categories:

- D603b - 11kV protection retrofit
- D603s - 11kV Unit Protection retrofit

GHD has reviewed the additional narrative and supporting evidence provided by NIE Networks regarding the proposed 11 kV protection retrofits.

Similar to the 33 kV retro-fit programme, the additional data regarding relay volumes is welcomed and assists with rectifying the issue with volumes. GHD notes that the information provided in relation to reliability is presented at a very high-level. For example, the reliability scores are limited to 1, 3 and 5, and appear to be directly correlated to the “state”. It is noted that although relays may be deemed “obsolete” (resulting in a maximum score of 5), it is assumed that this does not directly impact the reliability. In addition, it is assumed that through the replacement

programme, relays that are decommissioned would be made available for spares, helping to manage the existing assets.

The reliability scoring appeared to be calculated at a high level based on defects experienced on a site basis. The “Defects” tab only provided the number of faults per site rather than those experienced by each individual relay. Evaluation of the proposed sites indicated that in some cases most relays were assigned a reliability score of “5” but with no information to support this.

Whilst the additional information presented highlighted specific sites that would require replacement, this was not consistent across all sites.

The query response highlighted above for 33 kV protection resulted in NIE Networks re-evaluating the volumes for 11 kV relay replacements. No changes to the requested volumes of 11 kV relays were identified, however, the points raised above still apply to some categories and therefore a reduction has been applied as shown in Table 38.

Table 36 D603 – 11 kV protection updated recommendations

Sub-programme	DD Request	FD Request	GHD updated recommendation
D603b	304	304	243 (80% of FD request)
D603s	68	68	54 (80% of FD request)

Where possible, NIE Networks should seek to be as efficient as possible in the delivery of its retro-fit programme, ensuring that relays which have a low score are re-used.

6.4.1.3 D603v - Switchboard VT Replacement

GHD has reviewed the additional narrative and supporting evidence provided by NIE Networks regarding the proposed Voltage Transformer (VT) replacements. The original evidence presented to the UR provided only very limited details and therefore it was not possible to validate the proposals.

However, the additional information provided by NIE Networks provides evidence that supports the need to replace the oil-filled VTs with a modern equivalent.

GHD’s updated recommendation is to allow 40 VT replacements.

6.4.1.4 D603w - Protection Pilot

GHD has reviewed the additional narrative and supporting evidence provided by NIE Networks regarding the proposed protection pilot expenditure. The additional evidence provided supports the need to address the poor condition equipment identified.

GHD’s updated recommendation is to allow £20k.

6.5 GHD FD recommendation

Table 37 presents the recommended allowance for Distribution Protection. The requested allowance has been adjusted based on a reduction in volumes for selected sub-programmes, as described above²⁹. Unit costs were found to be justified, so these remain unchanged.

The recommendation to reduce volumes is based on the issues described earlier in this section. Primarily, the issues relate to a lack of evidence to support the allocation of condition scores and the resulting volumes. The justification presented in the EJPs is very high-level with no specific detail on how individual assets have been assigned a condition score. There is no evidence presented to demonstrate that the main drivers of safety and network resilience/reliability have been considered in the scoring and prioritisation of asset replacement. However, it is understood that there are issues with particular makes/models of assets, therefore, the volumes proposed have not been dismissed completely. The reductions proposed by GHD are deemed to be reasonable to address

²⁹ No reductions have been recommended for sub-programmes included in EJP 1.703 (substation monitors) and sub-programme D603u – Mesh VT Replacement, where the volumes are justified

specific issues and provide an efficient approach to addressing the main drivers, based on our experience in other jurisdictions and in the absence of specific evidence for individual assets.

Table 37 *Distribution plant – Protection recommendations summary*

Sub-programme ID	Requested by NIE Networks		Recommended by GHD (DD)		Recommended by GHD (FD)	
	RP7 allowance (£k)	RP7 volume	RP7 allowance (£k)	RP7 volume	RP7 allowance (£k)	RP7 volume
D603a - 33kV protection retrofit	611	104	306	52	335	57
D603b - 11kV protection retrofit	2,003	304	1,001	152	1,601	243
D603e - Automatic Voltage Control replacements	375	22	187	11	375	22
D603g - 33kV Bus coupler retrofit	190	22	95	11	112	13
D603i - 33kV Transformer Protection retrofit	399	48	199	24	299	36
D603j - 33kV Distance Protection retrofit	57	4	29	2	29	2
D603k - Unit Protection retrofit - Full Diff / Pilot Box	243	15	129	8	146	9
D603k2 - Unit Protection retrofit - REF / NVD	43	10	22	5	26	6
D603l - 33kV Auto Changeover retrofit	185	9	103	5	123	6
D603m - 33kV SP Schemes	33	2	16	1	33	2
D603o - 33kV Substation Monitors	270	12	270	12	270	12
D603p - 33kV Substation Monitors retrofit	110	22	110	22	110	22
D603q - 11kV Substation Monitors	45	2	45	2	45	2
D603s - 11kV Unit Protection retrofit	265	68	132	34	210	54
D603u - Mesh VT Replacement	299	19	299	19	299	19
D603v - Switchboard VT Replacement	777	40	389	20	777	40
D603w - Protection Pilot	20	-	10	-	20	-
Total	5,924		3,342		4,809	

7. Review of RP7 capex requirements - WP2: SCADA & Operational Telecommunications Network (OTN)

This section includes details of NIE Networks' submission for RP7 period relating to proposed investment on their SCADA system and Operational Telecoms Network.

7.1 RP7 requested allowance

NIE Networks' proposed investment for the RP7 period is itemised below in Table 38 for each of the sub-work programmes included within D39 and D41. The table shows comparison of costs and volumes over the RP6 period relative to the RP7 period. There are no provided volumes in the EJPs from NIE Networks in all cases, except sub-programme D39b.

7.1.1 RP7 Costs and volumes

Table 38 SCADA & Operational Telecommunications Network (OTN) – NIE Networks investment proposal for RP7

Sub-programme ID	EJP ref	RP6 allowance		RP6 outturn		RP7 proposed	
		Costs £k	Volumes	Costs £k	Volumes	Costs £k	Volumes
D39 – SCADA (sub-total)		5,557	-	4,173	139	4,803	-
D39b – Replace RTU	EJP 1.901	3,798	122	1,992	122	2,222	127
D39c – Control centre hardware & software	EJP 1.901	1,759	-	2,181	-	2,076	-
D39f – SCADA Battery Replacement	EJP 1.901	-	-	-	-	136	-
D39g – Retrofit Radios	EJP 1.901	-	-	-	-	369	-
D41 – Operational Telecoms network (sub-total)		-	-	-	-	13,956	-
D41c – PSTN Replacement	EJP 1.902	-	-	-	-	201	0
D41d – 10.5g Radio Creation	EJP 1.902	-	-	-	-	466	0
D41e – DC Asset Replacement	EJP 1.902	-	-	-	-	358	0
D41f – OIP Replacement	EJP 1.902	-	-	-	-	554	0
D41g – Comms Generators	EJP 1.902	-	-	-	-	61	0
D41h – Comms AC Services	EJP 1.902	-	-	-	-	72	0
D41j – Mast Replacements	EJP 1.902	-	-	-	-	583	0
D41k – Microwave Asset Replacement	EJP 1.902	-	-	-	-	424	0
D41l – Optical Distribution Frame Replacement	EJP 1.902	-	-	-	-	48	0
D41m – Optical Fibre Replacement	EJP 1.902	-	-	-	-	701	0
D41n – Optical Fibre New	EJP 1.902	-	-	-	-	3,619	0
D41o – Substation Comms Equipment Replacements	EJP 1.902	-	-	-	-	84	0
D41p – RAD Assets Replacements	EJP 1.902	-	-	-	-	4,098	0

Sub-programme ID	EJP ref	RP6 allowance		RP6 outturn		RP7 proposed	
		Costs £k	Volumes	Costs £k	Volumes	Costs £k	Volumes
D41r – Server Asset Replacements	EJP 1.902	-	-	-	-	125	0
D41s – Sync Assets Replacement	EJP 1.902	-	-	-	-	69	0
D41u – Comms Physical Security	EJP 1.902	-	-	-	-	78	0
D41x – Comms Cyber Security	EJP 1.902	-	-	-	-	392	0
D41y – Belfast Multi-Core Network	EJP 1.902	-	-	-	-	252	0
D41z – SCADA IP Transition	EJP 1.902	-	-	-	-	802	0
D41ab – Capacity Growth	EJP 1.902	-	-	-	-	338	
D41ac – Comms Resilience	EJP 1.902	-	-	-	-	617	
D41ae – Exchange Closure – Pilot	EJP 1.902	-	-	-	-	17	
Total		5,557	0	5,830	0	18,759	0

7.1.2 Rationale for investment

This programme of investment has been included in the RP7 submission to provide funding for NIE Networks to replace (or in some cases refurbish) aging SCADA & OTN assets on its network. NIE Networks has provided documents (EJPs, as referenced above in Table 38) for each of the sub-programmes, describing the assets and providing brief details of the condition and performance of the equipment, in support of the needs case for investment.

The proposed strategy for investment in RP7, as stated by NIE Networks, is summarised in Table 39 below for each of the sub-programmes.

Table 39 SCADA & OTN – Investment strategy

Asset Category (Sub Work Programme)	EJP reference	Investment strategy
D39b – Replace RTU	EJP 1.901	<p>This is a continuation of existing RP6 programme of updates and end-of-life replacements to ensure the SCADA equipment will remain reliable, reduce the risk of unrecoverable failure, and meet cyber security standards for critical national infrastructure.</p> <p>Key drivers maintaining a safe, reliable and resilient network, compliant with regulation and legislative requirements, and allowing for capacity growth.</p> <p>Existing network manager system is out of support in 2029.</p> <p>The majority of Distributed Energy Resources (DER) and Pole Mounted Devices (PMDs) Remote Terminal Units (RTUs) require replacement with more modern units due to obsolescence and support issues. PMD RTU volumes will increase in RP7.</p> <p>Primary substation RTU batteries require replacement due to age, and age-related degradation.</p> <p>Retrofit radios to add remote control capabilities to existing PMDs, to meet Network Performance Strategy targets.</p>
D39c – Control centre hardware & software		
D39f – SCADA Battery Replacement		
D39g – Retrofit Radios		
D41c – PSTN Replacement	EJP 1.902	<p>Operational Telecoms Network (OTN) has previously been through one asset replacement cycle commenced in RP5. The original optical fibre is now approaching the end of its serviceable life, increasing faults primarily caused by weather damage.</p> <p>The proposed works are required to maintain the OTN at required standards for critical national infrastructure, maintaining security while being compatible to the development of</p>
D41d – 10.5g Radio Creation		
D41e – DC Asset Replacement		
D41f – OIP Replacement		
D41g – Comms Generators		
D41h – Comms AC Services		

Asset Category (Sub Work Programme)	EJP reference	Investment strategy
D41j – Mast Replacements		Distribution System Operator (DSO) capabilities supporting increasing volumes of low carbon technologies (LCTs).
D41k – Microwave Asset Replacement		
D41l – Optical Distribution Frame Replacement		
D41m – Optical Fibre Replacement		
D41n – Optical Fibre New		
D41o – Substation Comms Equipment Replacements		
D41p – RAD Assets Replacements		
D41r – Server Asset Replacements		
D41s – Sync Assets Replacement		
D41u – Comms Physical Security		
D41x – Comms Cyber Security		
D41y – Belfast Multi-Core Network		
D41z - SCADA IP Transition		
D41ab – Capacity Growth		
D41ac - Comms Resilience		
D41ae – Exchange Closure – Pilot		

7.2 GHD DD analysis

7.2.1 D39 SCADA

This is a continuation of existing RP6 programme of updates and end-of-life replacements to ensure the SCADA equipment will remain reliable, reduce the risk of unrecoverable failure, and meet cyber security standards for critical national infrastructure.

The specific investments identified for the SCADA system and infrastructure in RP7 are described in EJP 1.901 SCADA Network Manager and RTU Replacement and are as follows.

- D39b: Replace older technology Remote Terminal Units (RTUs) to reduce fault rates and make assets compatible with modern secure and supported Internet Protocol-based (IP) communications;
- D39c: Upgrade the operating system used by the Network Manager system and replace the server hardware infrastructure that has reached end of optimal life;
- D39f: Replace batteries that are in poor condition to mitigate high failure rates; and
- D39g: Retrofit radios to meet network performance targets.

Our analysis of each sub-category is discussed in the following sub-sections.

7.2.1.1 D39b Replace obsolete RTUs

NIE Networks has stated their investment drivers for the replacement of RTUs are the following.

- RTU has failed.
- RTU which reaching end of life or is obsolete as they are no longer supported by the Original Equipment Manufacturer (OEM).
- Provide support of IP based non-proprietary communications protocols.

These are in-line with proposals of UK DNOs and other utilities around the world in particular the move to IP based non-proprietary communications protocols.

The initial proposals for replacement of RTUs in EJP 1.901 SCADA was unclear and contradictory with differing numbers for RTU replacements stated within the document. In their response to a query³⁰ NIE Networks has confirmed the total number of RTUs planned to be replaced in RP7 is 127.

The units cost for these items has been based on the outturn costs for Primary Substation RTU replacement of 122 RTUs during RP6 at £29.3k. NIE Networks has advised a unit cost of £17.5k for the replacement RTU during RP7. The 40% reduction in unit cost has been explained by their focus in RP7 being on the replacements of smaller RTUs, 18 DER and 109 PMD RTUs.

We note that the number of RTU planned to be replaced is similar to that achieved during RP6 and is an average of 18 replacements per year. Furthermore the RTU considered for replacement are small, therefore we consider this programme achievable.

The most recent unit costs available for comparison have a range from £13k to £50k. It must be noted that these costs are for replacement of RTUs of varying sizes up to those required for bulk supply and primary substations. The NIE Networks unit costs are at in the lower end of this range therefore we do not propose any change to the requested allowance of £2,222k.

7.2.1.2 D39c Control centre hardware & software

The major drivers for the NIE Networks upgrade to the Network Manager (NM) are as follows.

- To maintain hardware and software in manufacturer/vendor support a requirement of NIS Regulations 2018 (NIS).
- Transfer of TSO SCADA assets.
- Expansion in the number of field devices.
- Minimise operating costs.
- Increasing efficiencies.

Hitachi Energy (previously ABB) the NM SCADA software supplier will only provide vendor support for the last two major versions of the operating systems. The two operating systems in use on the NM and their end of support are:

- Windows 10 version 1607 – supported until October 2026; and
- Linux RedHat version 7 – extended life cycle support until June 2026.

After support of these operating system ceases, updates to correct software issues and cyber security vulnerabilities will no longer be available exposing the system to failures and cyber-attacks. Furthermore, it is a requirement of the UK government that all operators of essential services comply with NIS Regulations 2018 (NIS) which requires vendor support of operational systems to be maintained.

To maintain vendor support of the NM software and operating systems, NIE Networks is proposing to replace/upgrade the NM SCADA software in 2027. This will also require the upgrade of the hardware to meet the additional processing power, memory and storage capacities for the SCADA system version.

The existing hardware will be replaced, consistent with a seven-year lifespan. We agree that as these servers age, reliability can be adversely impacted with a greater risk of unplanned downtime and they become costlier to maintain.

The upgrade of the system includes expansion of the system to support communications interface to 900 new pole mounted devices (PMDs). The installation of these devices is part of the Network Performance Improvement strategy to improve reliability and resilience described in EJP 1.801(Network Performance Strategy) and considered elsewhere. However, the programme appears ambitious requiring the installation of 2-3 devices every week for the seven years of RP7.

Communications between the NM and the new PMDs is dependent on both completion of the NM upgrade to the communication interfaces (planned completion 2027) and the implementation of the proposed pLTE network discussed in EJP 4.102 (DSO Operational Telecoms Network Transition). This proposal for the implementation of a pLTE network is not being considered at this time and NIE Networks has requested an uncertainty mechanism to

³⁰ Clarification of RTU volumes requested in query UR-0156

deal with this issue. However, until communications between the NM and the new PMDs is established, the PMDs will be operating in local control and the full benefit of these devices will not be fully realised. At the present time it is unclear when communications infrastructure (either that described in EJP 4.102 or an as yet undefined/unfunded solution) will be available.

The SCADA infrastructure (hosts, workstations, licences, network switches, SIEM security apparatus, etc.) were competitively procured for the last upgrade and will be for the RP7 upgrade. NIE Networks' IT MSP delivered most of this previously and Microsoft OS was also supplied by NIE Networks partners / re-sellers for example.

The costs breakdown in EJP 1.901 for the NM upgrade had insufficient detail to assess their reasonability. In response to a query³¹ NIE Networks provide a breakdown of the cost build shown in Table 40 below.

Table 40 NIE Networks Network Manager Upgrade Cost Breakdown

Item	Version or Type	Notes	Qty	RP6		RP7	Increase %
				Unit Cost (£k)	Project cost (£k)	Project Cost (£k)	
Network Manager	10 or 11		1	934	934	1,120.8	20%
	Adaptors		1	68	68	81.6	20%
	FAT & SAT		1	20	20	24	20%
	PCU extension		6	5	30	36	20%
	RCU extension		2	13	26	31.2	20%
Hardware	DCC Servers		3	8	24	28.8	20%
	DCC Storage		1	37	37	44	19%
	ECC Servers		3	8	24	28.8	20%
	ECC Storage		1	37	37	44	19%
	Workstations		18	2	36	43.2	20%
	Optional replicated server		18	0.17	3.06	3.67	20%
Third Party Licences	Hitachi Energy/ABB	Redhat	1	4	4	4.8	20%
		ICCP	1	6	6	7.2	20%
		Arconis	1	8	8	9.6	20%
	Atos	VMWare + Oracle	1	36	36	43.2	20%
	Bytes	MS Windows + Server	1	30	30	36	20%
Infrastructure & Cyber security	Networking	Switches	1	28	28	33.6	20%
		Firewalls	1	36	36	43.2	20%
	SIEM	Darktrace & Tripwire	1	90	90	108	20%
Project Management			1	100	100	120	20%
System Integration			1	100	100	120	20%

³¹ Details of cost breakdown, basis of costs and escalation factors requested in query UR-0165

Item	Version or Type	Notes	Qty	RP6		RP7	Increase %
				Unit Cost (£k)	Project cost (£k)	Project Cost (£k)	
Cyber Security	Tests		1	10	10	12	20%
Travel and Accommodation	FAT		1	6	6	10	67%
	Training		1	35	35	42	20%
Totals					1,768.1	2,075.7	20%

The costs in Table 40 above were based on RP6 costs from 2018/19 and escalated to reflect 2021/22 prices. It is noted in the escalation for all but FAT travel and accommodation costs have been escalated by 20%. NIE Networks has advised escalation includes 9.67% for inflation and contingency.

We agree with the justification for the NM SCADA replacement/upgrade, however the EJP only considers the upgrade option as a single tender form Hitachi Energy. The justification for considering only one option is weak appearing to be based on assumptions rather than market engagement.

NIE Networks has not adequately considered the replacement option or undertake any optioneering of possible solutions, comparing implementation costs, risks, project duration and potential benefits such as reduced lifetime costs, maintenance costs, etc, for each option. It is our opinion the justification for the single tender procurement does not adequately demonstrate this as an efficient and cost effective solution.

In our recommendation for the allowance within Table 50 below, the allowance is reduced to remove the contingency and applying a reduction for efficiency gains from competitive tendering for the SCADA software and reduction number of PMD interfaces. The allowance for the replacement of the NM SCADA has been reduced from £2,076,000 to £1,650,000 a reduction of 20.5%.

7.2.1.3 D39f Replace primary substation RTU batteries

NIE Networks has confirmed there are 256 battery sets installed; the majority of these were originally installed in 2014 with a ten-year lifespan. Of those, condition monitoring and inspections have identified 244 are in a poor condition and are expected to require replacement during RP7.

NIE Networks is proposing to continue a rolling programme of battery replacements on a like for like basis across the asset population based on condition monitoring and inspections.

NIE Networks has stated the battery sizes can vary across the asset base depending on the RTU size and ancillary equipment being powered during power outages. Cost estimate has been based on a typical size at an average cost of £560. We do not propose any change to the requested allowance of £136,000.

7.2.1.4 D39g Retrofit Radios

To improve network performance, NIE Networks is proposing to implement remote control and monitoring of 127 existing pole mounted devices (PMDs) in the SCADA system. This requires the retrofitting of these devices with UHF aerials and radios at the site and commissioning to the SCADA front-end communications servers. NIE Networks confirmed communications with the SCADA is not dependent on completion of any other works within the communications network.

Implementation of the remote control of these PMDs is part of the Network Performance Improvement strategy to improve reliability and resilience as described in EJP 1.801(Network Performance Strategy). We note that increasing the observability of the network from the control centre and the addition of remote control will improve NIE Networks response times to faults in the areas covered by these devices.

The unit cost for the retrofitting the radios of £2,906 with the costs based on standard material item costs from the current NIE Networks managed service provider contract. We do not propose any change to the requested allowance of £369,000.

7.2.1.5 D41 Operational telecoms network

NIE Networks is proposing to continue the RP6 investment programme to address rolling asset replacement, BT21CN³² product withdrawal and improve cyber security.

As with many UK DNOs NIE Networks has seen an increase in the number of connected Distributed Energy Resources (DERs), wind and solar generation as well as at battery storage schemes. This growth has been allowed for with the installation of equipment at the sites, communication links to the sites and the resultant core network capacity increases.

Against an ever-increasing threat landscape and the introduction of the Networks and Information Systems (NIS) regulations³³, NIE Networks has, in response, established a Security Operations Centre (SOC) and System Incident and Event Management (SIEM), complemented by automatic vulnerability scanning and secure encrypted backups.

The specific investments identified for the OTN in RP7 are described in EJP 1.902 Operational Telecoms Network Development and Replacement and cover twenty-two sub-categories. Our analysis of each sub-category is discussed in the following sub-sections.

7.2.1.6 D41c PSTN Replacement

The Public Switched Telephone Network (PSTN) is being moved from a copper based switched network to an optical fibre-based IP routed network. The current Openreach target date is to withdraw all copper based PSTN services is the end of December 2025.

Where substations required under power system restoration plans require communications services NIE Networks are proposing to add telephony functionality to existing OTN nodes (50) or use third-party optical fibre-based Voice over IP (VoIP).

We agree the replacement of these BT services is essential to the operation of the NIE Networks power network. The solution and implementation costs will vary from site to site in particular critical sites required under power restoration plans. Therefore, we do not propose any change to the requested allowance of £201,000.

7.2.1.7 D41d 10.5g Radio Creation

NIE Networks has secured 10.5 GHz spectrum from The Office of Communications (Ofcom) to extend the OTN to reach to more Primary Substations and potentially third-party sites providing two-way, secure, low latency and high- bandwidth telecommunications by creating a point to multipoint 10.5 GHz network. The proposal is to install new equipment at 32 sites and implementation of a network management platform to increase capacity into Primary substations.

In response to a query³⁴ for details of the costs and scope of work, during the engagement session NIE Networks provided the cost breakdown in Table 41 below.

Table 41 D41d - 10.5G Creation Cost Breakdown

Item description	Quantity	Unit Cost (£)	Total Cost (£)
10.5G Base	9	19,406	174,654
10.5G Remote	22	7,000	154,000
10.5G Spectrum licence	1	15,000	15,000
10.5G Management platform	1	107,500	107,500
10.5G Link planning	1	15,000	15,000
Grand Total			466,154

³² BT21CN was a move to digital only services and the withdrawal of slow speed (sub 2megabits) telecommunication services by British Telecom.

³³ Security of Network and Information Systems Regulations 2018 (update consultation 2022)

³⁴ Details of scope of work and cost breakdown requested in query UR-0187

We note this offers greater communication connectivity possibilities to NIE Networks which will become increasingly important in the transition to low carbon technology and moving moving towards net zero energy system. Therefore, we do not propose any change to the requested allowance of £466,000.

7.2.1.8 D41e DC Asset Replacement

NIE Networks is proposing a programme of telecommunications DC systems battery replacements where condition monitoring identified that capacity has fallen to less than 80% of the capacity, or unacceptable levels of mechanical failure or obsolescence observed.

A mixture of battery chargers is installed on the NIE Networks OTN, of those the Eltek Minipack reached end of sale September 2019 with an end of support date of January 2030. All the other chargers are still supported by the OEM.

During their annual condition survey NIE Networks has identified chargers at seven sites that are starting to show performance issues and will be replaced during RP6. NIE Networks propose to continue the replacement programme during RP7 and onwards to completion during RP8 and propose to replace 21 units during RP7.

Similarly, the replacement of batteries or individual cells is based on condition surveys and failure rates. These inspections monitor and identify any defective or reduced voltage cells. Battery replacement requirements can vary from site to site along with the number of battery cells that need replaced. Full replacement of DC batteries is completed when it becomes more cost effective to replace all than a few based on failure rates at that site. The expected life for the sealed lead acid batteries deployed is 8 -12 years. Based on these factors NIE Networks propose to replace batteries at 94 sites during the period of RP7.

In addition to the battery systems, there are 28 DC to DC Converters which supply power to substation routers. NIE Networks is also proposing to replace these where necessary based on condition, obsolescence or need to support replaced/upgraded routers. The expected life for the DC-DC converters is 5-7 years.

All works are undertaken by NIE Networks MSP contractor based on competitively tendered contract.

Maintenance of the DC system is essential to the communications systems supporting the SCADA and other systems required to manage the power network safely and efficiently, particularly during periods of disruption to in the network. Therefore, we do not propose any change to the requested allowance of £358,000.

7.2.1.9 D41f OIP Replacement

The EJP contained no information of this sub-category, however in response to a query³⁵ NIE Networks provided the following details of the proposals.

The programme is to replace core routers and switches forming part of the Operational IP (OIP) network at the core nodes within the Operational Telecoms Network (OTN). The main drivers for this programme are the obsolescence of the current hardware installed and the ceasing of support from the Original Equipment Manufacturer (OEM) this increase the risk of extended failures and cyber security risk.

NIE Networks has identified 70 routers and 8 switches across 35 sites, for which OEM support has ceased or will end during RP7. This equipment forms part of the operational system managing NIE Networks power network and as such is subject to the same NIS regulations as the NM SCADA system. NIE Networks wish to reduce the risk of non-compliance along with the threat of a Cyber Security breach through this replacement programme.

We agree with the rationale for the replacement of the equipment. The average cost per unit is £7,100 is deemed reasonable and we do not propose any change to the requested allowance of £554,000.

7.2.1.10 D41g Comms Generators

NIE Networks is proposing to replace two standby generators which are obsolete and have reduced load capacity, meaning the ability to handle the full site loading is no longer possible.

We do not propose any change to the requested allowance of £61,000.

³⁵ Details of OIP replacement were requested in query UR-0170

7.2.1.11 D41h Comms AC Services

This system comprises the LVAC systems powering the substation systems including the following

- Radio's, routers and telecoms equipment;
- Battery chargers;
- Heating and lighting;
- Air Conditioning;
- Security systems; and
- On-line remote monitoring equipment.

All wiring must comply with the requirements of BS 7671 and be subject to periodic inspection including insulation assessment. Therefore, the condition of the LVAC system is essential to ensure the safe and reliable operation of plant and equipment within the OTN operational location.

NIE Networks has a responsibility to maintain the LVAC to avoid failure causing disruption to the OTN and ensure the safety of staff. Therefore, we do not propose any change to the requested allowance of £72,000.

7.2.1.12 D41j Mast Replacements

NIE Networks has stated that most of the masts were installed between 1980 to 1990 while the expansion of DER sites has added additional masts in recent times. The masts are regularly inspected and a programme of painting to extend lifespan is ongoing.

In response to a query UR-0171 on the EJP, NIE Networks has provided additional detail regard the proposed works during RP7 as follows.

- Replacement of two masts which have reached design capacity (i.e. 99% of safe leg loading) and are in poor condition.
 - Molly Mountain, 48 m Lattice tower.
 - Tandragee Main, 30 m lattice tower.
- Removal of two redundant masts which are also in a poor condition.
 - Deehommed, 35 m guyed mast.
 - Pollnalagh, 24 m lattice mast.
- Replacement of two air conditioning systems at Craigavon and Molly Mountain.
- Painting of 17 masts.
- Replacement of aircraft warning lights on 5 masts in compliance with the Civil Aviation Authority (CAA) requirements on lighting/markings of obstacles within the vicinity of aerodromes.
- Replacement of 17 fall arrest systems due to their condition being assessed as poor, and not up to current industry standard of Latchway.

The cost breakdown for this sub-category in Table 42 was provided NIE Networks in their presentation during an engagement session³⁶.

Table 42 Sub-category D41j cost breakdown

Item description	Quantity	Unit Cost (£)	Total Cost (£)
Air conditioning	2	5,900	11,800
Mast DC aircraft warning lights	5	2,506	12,532
Mast fall arrest system	17	2,676	45,500
Mast guyed removal	1	5,000	5,000
Mast lattice removal	1	5,000	5,000
Mast lattice replacement	3	114,333	343,000

³⁶ SCADA_COMMS Presentation140823.pdf

Item description	Quantity	Unit Cost (£)	Total Cost (£)
Painting	17	9,412	160,000
Grand Total			582,832

We note the cost breakdown includes for the replacement of three masts and not two as described in the response to query UR-0171. Therefore, we recommend a reduction of £114,000 in the allowance to £469,000.

7.2.1.13 D41k Microwave Asset Replacement

The EJP contained limited details of the proposals for this sub-category, however in response to a query³⁷ NIE Networks provided the following details of the proposals.

NIE Networks has identified a total of 24 systems proposed for replacement under sub-category D41k. The systems are supplied from three separate suppliers which are Nera, Ceragon and Siae Microelectronics.

- Nera units were installed between 2007 and 2012. End of Support for these units was on 29/06/2017.
- Ceragon units were installed between 2007 and 2012. Not all these units have yet reached End of Support, but some reached end of support on 30/11/2022.
- Siae Microelectronics units were installed between 2007 and 2020. Not all these units have yet reached End of Support, but some reached end of support on 01/02/23.

For the Nera units, NIE Networks has confirmed there is no option to procure spares, however they are currently utilising their existing strategic spares holding along with evaluation and potential use of any recovered equipment. The programme of replacement will also be reviewed throughout to ensure that there is always sufficient spares coverage until the complete replacement of all Nera units has been achieved.

For the Ceragon and Siae Microelectronics units, that have come end of support are managed through the same process as the Nera units. The remaining units will be part of an ongoing review in conjunction with Managed Service Provider (MSP) with additional strategic spares procured if necessary.

In responding to a query³⁸ NIE Networks have provided a cost breakdown for the replacement of the 24 microwave systems given in Table 43 below based on the current MSB contract.

Table 43 D41k – Microwave Replacements Cost Breakdown

Item	Quantity	Unit Cost (£)	Total Cost (£)
Antenna 0.3m Single	2	4,191	8,383
Antenna 0.6 Dual	2	4,463	8,925
Antenna 0.6m Single	2	4,192	8,385
Antenna 1.2 Single	8	4,677	37,413
Antenna 1.8 Single	4	5,485	21,940
Antenna 2.4m Single	2	6,801	13,602
Antenna Cable	24	250	6,000
Indoor Unit (IDU) Type 1	28	5,012	140,339
Indoor Unit (IDU) Type 2	20	6,140	122,800
Outdoor Unit (ODU)	104	538	55,973
Grand Total			423,759

NIE Networks also confirmed they will combine the replacement with the opportunity to increase capacity to gain maximum benefit.

The replacement strategy and management of spares in our opinion is good engineering practices and we do not propose any change to the requested allowance of £424,000.

³⁷ Details of the scope of works were requested in query UR-0172

³⁸ Cost breakdown of works was requested in query UR-0187

7.2.1.14 D41I Optical Distribution Frame (ODF) Replacement

NIE Networks asset condition survey has found 21 of the 201 installed ODFs are in poor condition requiring replacement.

The allowance requested of £48,000 is an average cost of £2,285 per ODF replacement, and we do not propose any change to the requested allowance.

7.2.1.15 D41m Optical Fibre Replacement

NIE Networks has identified two overhead optical fibres reaching the end of their serviceable life (40 years) with multiple breaks at mid-span locations and are exhibiting increasing fault levels, primarily caused by weather damage.

The Strabane Main to Omagh Main all dielectric self-supporting overhead cable has only 6 of the 16 fibres serviceable.

The Coolkeeragh Main to Campsie West overhead wrap has only 10 of the 16 fibres serviceable.

We note that the costs for replacement of 38 km of optical fibre are approximately £18,000 /km and is in line with other project costs. We do not propose any change to the requested allowance of £701,000.

7.2.1.16 D41n Optical Fibre New

NIE Networks is proposing the installation of optical fibre on four existing transmission circuits to provide additional communication routes between key substations. It is proposed to restring the earth wire with 24 fibre Optical Ground Wire (OPGW) on the following four circuits.

Table 44 New OPGW Transmission circuits

Circuit	Length (m)
Tandragee Main to Tamnamore Main (275kV dual circuit)	25,744
Magherafelt Main to Kells Main (275kV dual circuit)	40,225
Tandragee Main to Castlereagh Main (275kV dual circuit)	56,315
Rasharkin Main to Eden Main (110kV circuit) ³⁹	64,360
Total	186,644

We agree with NIE Networks statements regarding the installation of OPGW on these routes will improve resilience providing a secure link between existing core network sites and reduce NIE Networks' reliance on rented circuits from BT/Openreach.

NIE Networks has stated initially it is not envisaged that there will not be any significant reduction in the use of radio and microwave circuits from the installation of the OPGW. However, this may change as the OTN evolves particularly with the development of the OTN as part of EJP4.102 (DSO Operational Telecoms Network Transition).

The total cost of restringing the 186.6 km is estimated at £3,619,000 (or £19,384 /km) and is in line with other project costs. We do not propose any change to the requested allowance of £3,619,000.

7.2.1.17 D41o Substation Comms Equipment Replacements

NIE Networks is reporting the Sec-view routers equipment will become obsolete and no longer supported by the OEM during RP7.

As part of the critical infrastructure this equipment is required to be supported by the OEM, we do not propose any change to the requested allowance of £84,000.

³⁹ This involves restringing the 110kV lines with OPGW from Rasharkin Main to Kells Grid, Kells Grid to Ballyvally Main and then Ballyvally Main to Ballylumford Grid 110kV. The circuit will then be patched through the ODF onto a spare fibre on the Ballylumford Grid 110kV to Eden Main OPGW strung under the ongoing D5 works.

7.2.1.18 D41p - RAD Assets Replacements

The OTN is largely reliant on Megaplex range of multiplexers manufactured by RAD Data Communications (RAD). These support the existing IP MPLS (Multiprotocol Label Switching) network responsible for transporting SCADA, tele-protection, security and metering traffic. NIE Networks has stated the support for the Megaplex equipment will cease in 2029 and will require replacement. Furthermore, the transition to fully IP based protocol will require upgrading of the equipment to support the additional network traffic.

NIE Networks propose the first stage of the replacement programme will be carried out earlier in RP7 to ensure new projects which require OTN services are not affected by the RAD equipment replacement. This will happen following a competitive procurement process for the selection of the new provider of network interface equipment.

In NIE Networks' response to query UR-0175, the proposed expenditure of £4,907,500 is to replace 158 RAD multiplexers at 135 OTN Sites of which 113 sites have one multiplexer installed, 21 sites have two multiplexers installed and one site has three multiplexers installed.

Based on the number and types of cards that are installed within the RAD multiplexer, there are several different site classifications identified in Table 45 below.

Table 45 RAD Multiplexer Site Classification

Site Classification	Description
1	Multiplexer Located at a Control Room Location
2	Multiplexer Located at a Cluster Substation
3	Multiplexer Located at a Core OTN Node Substation
4	Multiplexer Located at a Remote OTN Node Substation

Based on these classifications, the 158 multiplexer replacement costings, based on costs from the current OTN MSP contract on a 21/22 price base, are itemised in Table 46 below.

Table 46 Replacement Multiplexers Cost Breakdown

Site Classification	No of Multiplexers	Unit Cost (£)	Total Cost (£)
1	11	33,000	363,000
2	8	28,600	228,800
3	107	27,500	2,942,500
4	32	17,600	563,200
Totals	158		4,097,500

We agree with the proposal to upgrade and replace the existing multiplexers to expand capacity and ensure support of the equipment is maintained to meet the requirement of the NIS regulations for critical infrastructure. We do not propose any change to the requested allowance of £4,097,500.

7.2.1.19 D41r - Server Asset Replacements

NIE Networks is proposing to replace seven of the servers for the management, patching and security of the radios, RAD multiplexers, routers and switches on the OTN network as these will no longer be within support. We do not propose any change to the requested allowance £125,000.

7.2.1.20 D41s - Sync Assets Replacement

NIE Networks has redundant GPS clock systems installed at three locations on the network. However, two of the three systems will become obsolete during RP7 and will require to be replaced to maintain the existing level of redundancy and network stability.

We do not propose any change to the requested allowance of £69,000.

7.2.1.21 D41u - Comms Physical Security

Existing OTN hilltop mast sites are secured with Electric Fences, CCTV and alarms. NIE Networks propose to refurbish electric fences at seven sites and update the CCTV and alarm provision at nine sites.

We do not propose any change to the requested allowance of £78,000.

7.2.1.22 D41x - Comms Cyber Security

The scope of the work to be covered under subcategory D41x is to maintain NIE Networks Cyber Security resilience on the OTN. NIE Networks is seeking an allowance for the replacement of the existing SIEM and vulnerability scanning along with expansion with the addition of new assets unto the OTN.

The implementation of the Security Operation Centre (SOC) and Security Information and Event Management (SIEM) system commenced in September 2020 and was completed by January 2021. The SIEM is installed on several servers located at different locations to provide redundancy and local monitoring PCs so that in the event of loss of communication with the MSPs central SOC, staff based in Northern Ireland can continue to monitor the network. The expected lifespan of the server and monitoring PCs is estimated at 7 years based on IT industry and OEM recommendations. Based on this, the hardware will need refreshed during the RP7 period. It is anticipated that the programme to replace the hardware will start in 2028 and will take 6 months to complete.

We do not propose any change to the requested allowance of £392,000.

7.2.1.23 D41y - Belfast Multi-Core Network

This multi-core cable network is used to support power system protection and SCADA services in the Belfast area. The condition assessment scoring of the multi-pair network, including the scoring rationale is detailed in Table 47.

Table 47 Multi-pair cable assessment

Condition Score	Scoring Rationale	Number of Circuits
1	Insulation levels good (≥ 100 Mega Ohm phase to phase, phase to earth), continuity all cores	92
2	Insulation levels good (≥ 100 Mega Ohm phase to phase, phase to earth), loss of continuity on 1 or more cores	19
3	Insulation levels poor (≥ 10 Mega Ohm < 100 Mega Ohm phase to phase, phase to earth) and or loss of continuity on 25% of cores or Asset life greater than 30yrs	15
4	Insulation levels very poor ≥ 1 Mega Ohm and < 10 Mega Ohm loss and/or loss of continuity of 30% of cores or Asset life greater than 40yrs	7
5	Insulation levels very poor or worse and / or loss of continuity of 40% of cores or Asset life greater than 50yrs	33
N/A	Abandoned Cable	41
Grand Total		207

Based on the above condition scoring and figures NIE Networks has requested a lump sum allowance to target approximately 10 of the 33 circuits that have a condition score of 5, dependent upon the criticality of the circuits during the RP7 period.

NIE Networks propose to replace existing copper cable-based services with optical fibre-based services. The scope of work for each is as follows.

- Removal of the existing communications termination cabinets.
- Decommissioning of the existing multipair cable.
- Establishment of a new optical data frame (ODF) at each end.
- Installation of the 3rd Party Circuit providers equipment.
- Installation of the fibre interface equipment.
- Modification of the existing protection equipment and intertripping to accommodate a fibre connection.

- Replacement of the hard-wired operational phone line into the site with a voice over internet protocol (VOIP) equivalent for switching.

We note that costs will vary for site to site and NIE Networks has requested flexibility in the sites to target the links replaced on a priority and needs basis. We do not propose any change to the requested allowance of £252,000.

7.2.1.24 D41z - SCADA IP Transition

NIE Networks is proposing to transition SCADA services from legacy serial protocol to modern IP based protocol, IEC60870- 5-104 based on Ethernet IP interface. In response to query UR-0181 and during the engagement session NIE Networks provided further detail of the scope of works and cost breakdown.

Table 48 SCADA IP Transition costs breakdown

Item Description	Quantity	Unit Costs (£)	Total Cost (£)
Antenna	18	1,963	35,336
IP Front End	4	2,705	10,820
Master Station	14	9,544	133,616
Project Management	63	605	38,115
Remote Transfer Radio	608	607	369,070
PMD Aerial	349	615	214,635
Grand Total			801,592

We note the unit costs are based on MSP contract pricing and it is anticipated that it will take two years to complete this programme on a phased approach. The move to using of IP based open protocol is common throughout the UK DNOs and worldwide. We do not propose any change to the requested allowance of £802,000.

7.2.1.25 D41ab - Capacity Growth

NIE Networks has highlighted the RP7 period will be a period of significant societal change moving towards net zero energy system. They anticipate electricity distribution networks will play a pivotal role in delivering the pace of change demanded by customers as they embrace Low Carbon Technology (LCT).

NIE Networks state the increased demand for reliable communications will be met by transitioning to a more efficient MPLS IP based network, together with increasing capacity on core links and extending capacity into Primary substations.

We note that the expansion of the MPLS network, provision of 10.5G point-to-multipoint radio system, transition to IP based protocols and the provision of additional capacity in the optical fibre network as part of the OTN upgrade are all considered elsewhere in NIE Networks' proposals. Furthermore, in EJP 4.102 (DSO Operational Telecoms Network Transition) the provision of a pLTE network to expand IP based communications is proposed and will be subject to further discussion with UR. In our opinion the works described in this sub-category have been covered elsewhere or are insufficiently defined at this time to justify the allowance. Therefore it is our recommendation this allowance is disallowed.

7.2.1.26 D41ac - Comms Resilience

NIE Networks has identified areas of concern regarding the resilience of the communications systems at several substations within the network and are proposing to mitigate these during RP7. In response to query UR-0185 NIE Networks has provided details of the scope of work as follows.

- The installation and commissioning of new tele protection links to remove Single Points of Failure (SPOF).
- The transfer of existing tele protection circuits onto Ethernet Access Direct (EAD) and Fibre circuits to remove the risk associated high number of tele protection circuits on an individual communications route.
- Installation of a second fibre path using third-party rented circuits into sites that have been identified as SPOF.

- Installation of new synchronising Controlled Reception Pattern Antennas (CPRAs) for GNSS synchronisation sources which are less susceptible to cyber-attacks.
- Installation of secondary battery strings at transmission substations to improve the DC power supply resilience.
- Installation of Global Navigation Satellite System (GNSS) firewall equipment to increase security through identifying and protecting the GPS synchronising clocks from spoofing and jamming threats
- Installation of fully redundant Caesium based synchronisation clocks to mitigate against the loss of GPS signals due to geo magnetic storms from increasing coronal mass ejections. This also covers the cost for OEM support and spares services.
- Installation of second multiplexer chassis at transmission substations where the existing chassis is either at full capacity, has limitations on the number of certain types of cards that have been installed and to provide diversity by splitting the tele protection and links over the two chassis.
- Mitigation works required with the withdrawal of the BT Megastream product which was withdrawn from sale in March 2020 and is scheduled for end-of-life November 2025.

Table 49 D41ac Cost Breakdown

Item Description	Quantity	Unit Costs (£)	Total Cost (£)
BT Megastream Withdrawal	1	75,000	75,000
Comms H/W Resilience	9	18,320	164,880
Comms Route Resilience	11	17,900	196,900
Controlled Reception Pattern Antennas (CPRAs)	3	5,700	17,100
Global Navigation Satellite System (GNSS) firewall	3	17,500	52,500
Redundant Caesium based synchronisation clocks	2	55,322	110,644
Grand Total			617,024

The resilience of the communication networks particularly those for operation protection systems is critical in maintaining network performance and avoiding unnecessary outages due to their failure. Optical fibre communication networks require time synchronisation in their normal operation. Loss of synchronisation can result in degraded performance or total loss of communications. We agree with the mitigation actions proposed by NIE Networks to improve network resilience and reduce its potential vulnerability to loss of synchronisation. Therefore, we do not propose any change to the requested allowance of £617,000

7.2.1.27 D41ae - Exchange Closure - Pilot

BT are closing exchanges from 2025 which will require works at three exchange sites to move onto alternative solutions within RP7. We do not propose any change to the requested allowance of £17,000.

7.3 NIE Networks' Response to the DD

7.3.1 D39 - SCADA

7.3.1.1 D39c - Control centre hardware & software

NIE Networks has requested the UR to reverse its provisional decision to remove the inflation provision element of the allowance for this activity. This would reduce the total reduction to this allowance from 20.5% to 10.83%, and therefore increase the allowance from £1.65m to £1.851m by allowing the inflationary increase of the allowance for the SCADA upgrade based on the RP6 SCADA upgrade costs.

NIE Networks has highlighted the reasons for this request as follows.

- The requirements for the SCADA system in RP7 are driven primarily by the need to maintain safe, reliable and resilient monitoring and control of the distribution network, compliant with regulation and legislative requirements.

- UR has incorrectly applied the reduction to the entire procurement process. Only the Hitachi SCADA upgrade was subject to a single tender.
- NIE Networks is also expecting to be moving the entire control room including the SCADA infrastructure into a new control centre. Attempting to also migrate to a new SCADA platform would risk compromising these activities, as it would not be practicably feasible to run and maintain parallel platforms for this purpose.
- Migrating to a new SCADA platform may not be an optimal solution in the long-term, in the context of strategic Operational Technology ("OT") deployment in a modern control centre environment for electrical utilities.
- NIE Networks is not aware of any evidence that changing SCADA supplier would achieve any cost savings.

7.3.2 D41 - Operational Telecoms network

7.3.2.1 D41j - Mast Replacements

NIE Networks has requested an allowance for replacement of masts, however in its response to query UR-0171 requesting details of the number of masts, heights and condition surveys, evidence for only two masts was provided by NIE Networks.

NIE Networks has provided the missing evidence and requested the RP7 FD allowance reflects the proposed volume of work.

7.3.2.2 D41ab - Capacity Growth

It is NIE Networks ascertain that the UR and GHD have misunderstood the distinction of D41ab investment and have therefore incorrectly disallowed these costs as duplicated costs D41k and D41m.

NIE Networks clarifies the distinction between the work content included with D41ab and how that differs from the work content already included and allowed for with sub-categories D41k (microwave radio) and D41m (optical fibre assets).

The approach of separating out the asset replacement requirements from the capacity increase requirements was taken by NIE Networks to align with the way in which its electrical network is managed, for which electrical asset replacement works are separate from the capacity-related works.

NIE Networks has provided details of both the replacement projects and the subsequent expansion of the core route by installation of additional equipment. It has also highlighted the fact that while replacement and expansion works are identified separately, it should not be viewed as giving rise to any inefficiency. Rather, when commencing work at each site, all different allowances for the site (or the link) are assessed and completed at the same time if possible. This is in order to take advantage of deliverability synergies.

7.4 GHD FD Analysis

7.4.1 D39 - SCADA

7.4.1.1 D39c - Control centre hardware & software

We do not disagree with the justification for the NM SCADA replacement/upgrade to maintain vendor support and ensure the safe operation of the network. In responding to DD NIE Networks has alluded to potential risks associated with migration to a new platform, parallel running, etc while expanding the system and adding functionality. However, it will still be necessary to undertake some migration tasks and parallel operation with the upgraded system option.

Furthermore, NIE Networks has failed to consider any alternative option(s) and simply state they are unaware of any cost saving that may be achieved by changing supplier.

In failing to undertake any optioneering in their EJP, NIE Networks has not demonstrated the Hitachi upgrade option to provide the most efficient and cost effective solution

It is our opinion that the justification for the single tender procurement does not adequately demonstrate this as an efficient and cost-effective solution.

We also note that NIE Networks has not challenged the proposed reduction of ten (10) percent for the inclusion of contingency. With regards to the inflationary increase in the RP6 costs, the requested allowance for the Hitachi works is £1,315k out of a total of £2,075k. We have considered these costs only and recommend that the reduction be applied for efficiency gains from competitive tendering for the SCADA software and a reduction in the number of PMD interfaces. Therefore we propose to revise the allowance up from £1,650k to £1,713k a reduction of sixteen (16) percent relative to NIE Networks' submission.

7.4.2 D41 - Operational Telecoms network

7.4.2.1 D41j - Mast Replacements

The error in the NIE Networks' response is noted and GHD also accepts the additional evidence for the inclusion of the allowance for the replacement of the third mast. GHD recommends that the full allowance of £583k for replacement of the three masts is included within the FD.

7.4.2.2 D41ab - Capacity Growth

We have reviewed the project details provided by NIE Networks in its response to the draft determination and accept the explanation provided.

GHD recommends that the full allowance of £338k for OTN Capacity Growth is included within the FD.

7.5 GHD FD Recommendation

Based on the above sections, the recommended RP7 FD allowances and volumes for each sub-programme are presented in Table 50.

Table 50 SCADA and OTN recommendations summary

Sub-programme ID	Requested by NIE Networks		Recommended by GHD (DD)		Recommended by GHD (FD)	
	RP7 allowance (£k)	RP7 volume	RP7 allowance (£k)	RP7 volume	RP7 allowance (£k)	RP7 volume
D39 - SCADA	4,803		4,377		4,440	
D39b - Replace RTU	2,222	127	2,222	127	2,222	127
D39c - Control centre hardware & software	2,076	-	1,650	-	1,713	-
D39f - SCADA Battery Replacement	136	-	136	-	136	-
D39g - Retrofit Radios	369	-	369	-	369	-
D41 - Operational Telecoms network	13,956	-	13,505	-	13,956	-
D41c - PSTN Replacement	201	-	201	-	201	-
D41d - 10.5g Radio Creation	466	-	466	-	466	-
D41e - DC Asset Replacement	358	-	358	-	358	-
D41f - OIP Replacement	554	-	554	-	554	-
D41g - Comms Generators	61	-	61	-	61	-
D41h - Comms AC Services	72	-	72	-	72	-
D41j - Mast Replacements	583	-	469	-	583	-
D41k - Microwave Asset Replacement	424	-	424	-	424	-
D41l - Optical Distribution Frame Replacement	48	-	48	-	48	-
D41m - Optical Fibre Replacement	701	-	701	-	701	-

Sub-programme ID	Requested by NIE Networks		Recommended by GHD (DD)		Recommended by GHD (FD)	
	RP7 allowance (£k)	RP7 volume	RP7 allowance (£k)	RP7 volume	RP7 allowance (£k)	RP7 volume
D41n - Optical Fibre New	3,619	-	3,619	-	3,619	-
D41o - Substation Comms Equipment Replacements	84	-	84	-	84	-
D41p - RAD Assets Replacements	4,098	-	4,098	-	4,098	-
D41r - Server Asset Replacements	125	-	125	-	125	-
D41s - Sync Assets Replacement	69	-	69	-	69	-
D41u - Comms Physical Security	78	-	78	-	78	-
D41x - Comms Cyber Security	392	-	392	-	392	-
D41y - Belfast Multi-Core Network	252	-	252	-	252	-
D41z - SCADA IP Transition	802	-	802	-	802	-
D41ab - Capacity Growth	338	-	0	-	338	-
D41ac - Comms Resilience	617	-	617	-	617	-
D41ae - Exchange Closure - Pilot	17	-	17	-	17	-
Total	18,759		17,882		18,396	

8. Review of RP7 capex requirements - WP3: Transmission plant: Switchgear & Ancillaries

We have structured our assessment of WP3 (Transmission Plant) into three separate categories, consisting of:

- Review of RP7 capex requirements - WP3: Transmission plant: Switchgear & Ancillaries;
- Review of RP7 capex requirements - WP3: Transmission Plant: Transformers, Reactors & Strategic Spares; and
- Review of RP7 capex requirements - WP3: Transmission plant: Protection.

This section relates to transmission plant switchgear and ancillary equipment, with Sections 9 and 10 covering the Transformers / Reactors and Protection assets respectively.

8.1 RP7 requested allowance

NIE Networks' proposed investment for the RP7 period is itemised below in Table 51 for each of the sub-work programmes included within T10, T11 and T12 programmes. The table shows comparison of costs and volumes over the RP6 period relative to the RP7 period.

8.1.1 RP7 Costs and volumes

Table 51 Transmission Plant: Switchgear & Ancillaries – NIE Networks investment proposal for RP7

Sub-programme ID	EJP ref	RP6 allowance		RP6 outturn		RP7 proposed	
		Costs £k	Volumes	Costs £k	Volumes	Costs £k	Volumes
T10 - 110kV SWGR Total	-	3,809	11	3,346	9	1,565	17
T10c - Replace 22 kV shunt reactor circuit breakers	EJP 2.206	3,809	11	3,346	9	786	2
T10d - Refurbish 110kV Switchgear	EJP 2.208	-	-	-	-	168	9
T10e - Replace 110kV Circuit Breaker	EJP 2.208	-	-	-	-	611	6
T11 - 275kV Plant Ancillaries Total	-	2,532	53	2,139	56	3,816	71
T11g - Security systems	EJP 1.805	315	-	20	-	1,132	-
T11j - DC standby systems	EJP 2.209	315	-	497	-	7	-
T11k - Ballylumford 275kV CVT Replacement	EJP 2.203	304	12	317	12	552	24
T11m - AC rewire	EJP 2.209	88	2	117	2	90	2
T11o - Drainage	EJP 2.601	117	-	18	-	453	-
T11p - Kilroot 275kV CT Replacement	EJP 2.203	1,048	39	1,163	42	572	21
T11r - 22kV Capacitor Bank Refurbishment	EJP 2.209	29	-	7	-	50	-
T11s - Filter Bank Replacement	EJP 2.209	-	-	-	-	25	-
T11t - 275kV Surge Arrestor Replacement	EJP 2.209	-	-	-	-	116	4
T11v - Substation legalities	EJP 1.807	315	-	-	-	251	-

Sub-programme ID	EJP ref	RP6 allowance		RP6 outturn		RP7 proposed	
		Costs £k	Volumes	Costs £k	Volumes	Costs £k	Volumes
T11w - Sump Pumps	EJP 2.201	-	-	-	-	96	14
T11x - Earthing Spigots/Parking bars	EJP 2.209	-	-	-	-	112	-
T11y - Replacement of Signage	EJP 2.209	-	-	-	-	23	-
T11aa - 275/110kV Tx Oil Regeneration	EJP 2.201	-	-	-	-	336	6
T12 - 110kV Plant Ancillaries Total	-	2,372	52	3,045	46	11,322	219
T12d - Transformer bunding	EJP 2.601	83	4	-	-	100	-
T12f - Generator	EJP 2.210	392	16	860	17	937	19
T12h - DC standby systems	EJP 2.210	318	-	337	-	318	-
T12i - AC system rewire	EJP 2.210	111	3	142	1	329	8
T12o - Civil works to primary substations	EJP 2.601	235	-	205	-	3,510	-
T12r - 110kV Disconnecter replacement	EJP 2.207	959	27	1,161	26	769	17
T12s - Drainage Upgrade	EJP 2.601	29	-	20	-	283	-
T12t - 110kV CT Replacement	EJP 2.204	-	-	-	-	503	27
T12v - 110kV Surge Arrestor Replacement	EJP 2.210	-	-	-	-	88	4
T12w - 110kV Capacitor Bank Replacement	EJP 2.210	-	-	-	-	50	-
T12x - Transformer Noise Enclosures	EJP 1.308	246	2	320	2	892	4
T12y - Sump Pumps	EJP 2.202	-	-	-	-	357	52
T12z - Earthing Spigots/Parking bars	EJP 2.210	-	-	-	-	308	-
T12aa - Replacement of Signage	EJP 2.210	-	-	-	-	77	-
T12ab - 110kV Earth Switch Replacement	EJP 2.207	-	-	-	-	1,565	52
T12ac - 110/33kV Tx Oil Regeneration	EJP 2.202	-	-	-	-	1,125	30
T12ad - 110kV Coffin CTs	EJP 2.210	-	-	-	-	112	6
WP3: Transmission plant: Switchgear & Ancillaries Total	-	8,713	116	8,530	111	16,703	307

8.1.2 Rationale for investment

This programme of investment has been included in the RP7 submission to provide funding for NIE Networks to replace (or in some cases refurbish) aging transmission switchgear and ancillary assets on its network. NIE Networks has provided documents (EJPs, as referenced above in Table 51) for each of the sub-programmes, describing the assets and providing brief details of the condition and performance of the equipment, in support of the needs case for investment.

The proposed strategy for investment in RP7, as stated by NIE Networks, is summarised in Table 52 below for each of the sub-programmes. It is noted that for each of the identified sub-programmes of work, key drivers relate to maintaining a safe, reliable, and resilient network, compliant with regulation and environmental compliance.

Table 52 Transmission Plant: Switchgear and Ancillaries – Investment strategy

Asset Category (Sub Work Programme)	EJP reference	Investment Strategy
T11w - Sump Pumps	EJP 2.201	Continuation of the programme commenced in RP5 to replace the poor condition 275/110kV transformers, three new transformers will be installed (See Section 9) and additional refurbishment activities will be undertaken on other units (i.e. painting, cooler replacement, cooler control refurbishment, tap changer refurbishment, bushing replacement, and oil regeneration) to extend life and control asset health risks that could lead to customer outage or safety incidents.
T11aa - 275/110kV Tx Oil Regeneration		
T12y - Sump Pumps	EJP 2.202	Proposed six new transformers will be installed in RP7 (replacing eight (See Section 9)), and additional refurbishment activities will be undertaken on other units (i.e. painting, cooler replacement, cooler control refurbishment and oil regeneration) to extend their life and control asset health risks that could lead to customer outage or safety incidents.
T12ac - 110/33kV Tx Oil Regeneration		
T11k - Ballylumford 275kV CVT Replacement	EJP 2.203	Replacement of 21 Reyrolle 275kV SF6 insulated porcelain insulator current transformers (CTs) due to SF6 leaks and insulation degradation, at one site. These issues present environmental issues associated with leaks of harmful SF6 gas and increased risk of failure which is a safety risk to staff. These CTs will be replaced by modern capacitive voltage transformers (CVTs) with composite insulators.
T11p - Kilroot 275kV CT Replacement		
T12t - 110kV CT Replacement	EJP 2.204	Proposed complete replacement of 110kV transmission Current Transformers (CTs) at one grid substation which has shown elevated levels of degradation in periodic testing. To resolve condition, safety, environmental and performance issues and associated ancillary works on the network in the RP7 period, this substation has been identified to require the replacement of CTs to mitigate the risk that the catastrophic failure of these assets would present, such as: fire, potential to cause harm to staff, contractors and public in the vicinity of this substation, and environmental incident.
T10c - Replace 110kV switchgear	EJP 2.206	Complete replacement of two 22kV shunt reactor Circuit Breakers (CBs) on the network due to failure in RP6. This replacement is required to ensure safety and network reliability, and to comply with legislation related to the use of SF6 gas. The CBs undergo regular switching during periods of lighter demand to maintain transmission voltage levels. Key drivers also include procurement risk as lead times have been increasing.
T12r - 110kV Disconnecter replacement	EJP 2.207	Continuation of a programme from RP6, proposing the replacement of 17 poor condition disconnectors due to obsolescence and limited spares. Retrofitting 52 earth switches at sites where permanent earth switches are not installed, over the course of RP7. Earth Switches and disconnectors provide points of isolation and earthing, which is required for equipment maintenance or replacement, extension of equipment, isolation of faults, and to facilitate efficient operation and control of the transmission network.
T12ab - 110kV Earth Switch Replacement		
T10d - Refurbish 110kV Switchgear	EJP 2.208	In previous RPs there has been a programme to replace obsolete and poor condition CBs, however the proposed strategy for RP7 focuses specifically on the replacement and refurbishment of SF6 CBs and there is a need to resolve ongoing SF6 gas leak issues, which can be detrimental to
T10e - Replace 110kV Circuit Breaker		

Asset Category (Sub Work Programme)	EJP reference	Investment Strategy
		environment and safety, which the proposed the replacement of six 110kV CBs and refurbishment of a further nine 110kV CBs is aimed to address.
T11j - DC standby systems	EJP 2.209	Non-demand replacement of 275kV plant ancillary components, due to equipment deterioration, optional requirements and to maintain compliance with various Engineering Standards, considering the impact of failure on staff/public safety and network reliability no other alternatives have been deemed viable.
T11m - AC rewire		
T11r - 22kV Capacitor Bank Refurbishment and Studies		
T11s - Filter Bank Replacement and Studies		
T11t - 275kV Surge Arrestor Replacement		
T11x - Earthing Spigots/Parking bars		
T11y - Replacement of Signage		
T12f - Generator	EJP 2.210	Non-demand replacement of 110kV plant ancillary components, due to equipment deterioration, optional requirements and to maintain compliance with various Engineering Standards, supported by ongoing maintenance and inspection of other 110kV transmission plant ancillaries deemed less critical.
T12h - DC standby systems		
T12i - AC system rewire		
T12v - 110kV Surge Arrestor Replacement		
T12w - 110kV Capacitor Bank Replacement		
T12z - Earthing Spigots/Parking bars		
T12aa - Replacement of Signage		
T12ad - 110kV Coffin CTs		
T11g - Security Systems	EJP 1.805	Security works are proposed various transmission substation sites in RP7. This work is necessary to resolve security issues with substations constructed between the 1960s and 1980s, and includes the replacement, refurbishment and upgrade of fencing, doors, gates, cable tunnels, windows, and CCTV. The works will result in a reduction in risk to the critical infrastructure and all staff involved in the operation of the electricity network. This will also reduce the risk of third-party unauthorised access that could result in damage or injury.

8.2 GHD DD analysis

8.2.1 T10 – 110kV Switchgear

8.2.1.1 T10c – Replace 22 kV shunt reactor circuit breakers

NIE Networks has demonstrated a need for the replacement of shunt reactor circuit breakers, which have higher ratings and more onerous switching duty than other switchgear assets in the network, this reduces the life of the switching assets, meaning replacement and/or refurbishment decisions will be more frequent than other similar assets, operating in less onerous switching functions.

The proposed controlled switch technology is supported in this application. There were some unanswered questions to NIE Networks around the justification of the use of high cost of 145kV CBs, and whether other manufacturers' CBs of different voltages might be more suitable for the required duty of these assets. Following the failure of two 22kV shunt reactor circuit breakers (CBs) in RP6, these assets are required to be replaced. However, there has been insufficient evidence provided to demonstrate that the type of equipment chosen, and associated costs are justified, particularly given the choice to replace the assets with like for like replacements, when considering the relatively poor performance achieved with these assets.

The proposed quantities in the EJPs are based on condition and supported by evaluation techniques, but unit cost value has been reduced by 33%, due to the lack of optioneering presented in EJP 2.206.

8.2.1.2 T10d – Refurbish 110kV Switchgear & T10e – Replace 110kV Circuit Breaker

Nine Circuit Breakers (CBs) have been identified to require refurbishment and a further six CBs require replacement, due to the poor condition of SF₆ assets on the network. In previous RPs there has been a programme to replace obsolete and poor condition CBs, based on a scored condition assessment ranking, the results of which have been presented. However, the proposed strategy for RP7 focuses specifically on the replacement and refurbishment of SF₆ CBs and there is a need to resolve ongoing SF₆ gas leak issues, which can be detrimental to environment and safety.

The six CBs which have been identified for replacement have had flange leakages identified caused by moisture ingress/corrosion, which impinges on the integrity of the SF₆ seals, posing significant environmental risks and non-compliance with legislation surrounding the use of SF₆.

NIE Networks suggest that repair of these leaks is not possible due to the location of the leaks. Further, NIE Networks indicate that all 110kV CBs have been maintained in a similar manner, suggesting that the maintenance of external flanges has not been suitable for the environment, emphasised by the fact that some of the CBs which have been proposed for refurbishment are less than 15 years old.

There has not been sufficient evidence provided to demonstrate why the proposed volumes of CBs are unsuitable for refurbishment. It is not clearly demonstrated in EJP 2.208, why the proposed dead tank circuit breakers to be replaced could not be refurbished. Given the lack of specific evidence to demonstrate why such refurbishment is not possible, we recommend that the volume for replacement is reduced, and instead the six CBs proposed to be replaced will be added to the total for refurbishment in sub-programme T10d.

8.2.2 T11 - 275kV Plant Ancillaries

8.2.2.1 T11j - DC standby systems

Based on battery string condition assessment and age, (battery chargers 20 to 25 years, lead acid batteries 20 years) there is an ongoing need for replacement and based on these factors there is a need to replace one of the 110V battery strings at Magherafelt Grid.

This need is consistent with experience on similar battery systems and there is no opportunity for refurbishment or other treatment options.

Whilst there is little detail provided, NIE Networks has presented a need for completion of the previous programme of work from RP6, therefore we recommend the RP7 lump sum cost is allowed.

8.2.2.2 T11k - Ballylumford 275kV CVT Replacement

NIE Networks propose to replace the remaining 24 Reyrolle 275kV oil filled porcelain insulator CVTs, installed in the late 1960's at Ballylumford Grid and in early 1970's at Kilroot Grid, due to the increased risk of failure imposed by the equipment. Additional evidence of increased levels of Tan δ measured (indicator of insulation condition) have been referenced which are consistent with the age of these units. The approach to replace these CVTs with modern CVTs with composite insulators is supported.

The EJP incorrectly labels a Ferranti CVT and overstates that failures are imminent on the Reyrolle units, where no failures have occurred. However, given the age profile of the Reyrolle units, the need for replacement is accepted. Therefore, we recommend the proposed volumes and costs for RP7 are allowed, consistent with the NIE Networks submission.

8.2.2.3 T11o – Drainage

NIE Networks has confirmed that for drainage systems that were installed during the 1960s and 1970s there are issues with site interceptors and drainage that require refurbishment and upgrade to ensure ongoing compliance with environmental legislation.

Surveys completed during RP6 and the results of the RAG assessment have been provided in EJP 2.601.

Given the unique nature of the works required, GHD requested specific works items to be selected for further details on costs.

These examples were provided and on the basis of the independent assessment justifying the works and the validated costs, we recommend the proposed volumes and costs for RP7 are allowed.

8.2.2.4 T11p - Kilroot 275kV CT Replacement

NIE Networks propose to replace the final remaining 21 Reyrolle 275kV SF₆ insulated porcelain insulator current transformers (CTs) due to SF₆ leaks, at Kilroot. These issues present environmental issues associated with leaks of strong greenhouse SF₆ gas and low, albeit increased risk of failure which could be a safety risk to staff.

Whilst SF₆ units do not suffer from the same ageing effects of some oil filled equipment, it is now common practice across the limited UK Transmission Operators, with such equipment, to replace them if SF₆ leakages occur.

Successful SF₆ leakage mitigation measures have not yet been successfully applied to such units. On this basis the approach to replace these units with modern voltage transformers (CTs) is supported.

Whilst the issues associated with deterioration of Tan δ measurements have been overstated for this type of SF₆ insulated CT, the need to reduce SF₆ leakage is well known and justifies the replacement programme that was commenced in RP6.

Therefore, we recommend the proposed volumes and costs for RP7 are allowed, consistent with the NIE Networks submission.

8.2.2.5 T11r - 22kV Capacitor Bank Refurbishment and Studies

NIE Networks has reported failures of capacitor cans which has highlighted poor condition of insulation and confirmed by the OEM technical information, which is that operational life can be limited to ten years.

NIE Networks propose the 22 kV capacitor bank cans will initially be replaced utilising spares purchased during RP6.

T11r is based on the outcome of studies indicating that there may be a need for additional replacement units and to upgrade the existing discharge VTs.

Whilst a ten-year operational lifetime appears extreme, this is consistent with the design of particular capacitor units and sometimes severe operational duties which can be imposed upon them.

Whilst the likely outcome of the studies and OEM guidance is accepted in principle, the specific justification of need is rather vague within the specific EJP.

Whilst the need for studies is accepted in principle, the specific justification of need is rather vague. However, given the multiple studies required (T12w, T11r, T11s) we consider it is appropriate that NIE Networks can achieve some cost efficiencies by combining studies. Therefore, we recommend a 10% economies of scale reduction in costs is applied to the NIE Networks submission. This is similar to the approach that we have observed in other jurisdictions.

8.2.2.6 T11s - Filter Bank Replacement and Studies

Studies are required to assess whether the existing 275kV filter bank at Ballylumford is still required to minimise local interference on the local telecommunications network.

Given the multiple studies required (T12w, T11r, T11s) we consider it is appropriate that NIE Networks can achieve some cost efficiencies by combining studies. Therefore, we recommend that a 10% economies of scale reduction in costs is applied to the NIE Networks submission. This is similar to the approach that we have observed in other jurisdictions..

8.2.2.7 T11t - 275kV Surge Arrestor Replacement

GHD recommends RP7 volumes and costs as per NIE Networks RP7 submission.

8.2.2.8 T11v - Substation legalities

NIE Networks' approach relating to primary substation sites is a continuation of its approach during the RP6 period. For primary substations, the main difference between RP6 and RP7 is the volume of leases required. NIE Networks has identified only one site with planned RP7 requirements that required additional land to facilitate access for replacement of transformers and underground cables. The area identified was 1000 m², but this is not based on site inspections or measurements. Nor was the land valued professionally, but a valuation was estimated based on residential land. Of the proposed RP7 sum, £3,700 is for fees and the remainder to purchase the land.

We agree that it is prudent to obtain legal agreement for the land access for these sites thereby establishing long term security of each site. However, the need to purchase land for transformer movements or accessing underground cables is not demonstrated.

Our recommended approach is that £25k is allowed for additional legal fees to establish appropriate easements for transformer movements and cable access, if these have not been maintained for some reason.

8.2.2.9 T11w - Sump Pumps

These assets have not been subject to previous replacement activities or programme for replacement and are reported to be in a poor condition.

Given the population of 275/110kV transformers is 17, the poor condition of the sump pumps and the importance of their function, it is not unreasonable for a programme to be undertaken.

Whilst little justification is given for the volume to be replaced, we recommend that the volume to be replaced in RP7 the requested 14 units at the proposed RP7 unit cost of £6.6k.

8.2.2.10 T11x - Earthing Spigots/Parking bars

Locations where portable primary earths are fitted to facilitate work on substation plant are currently not defined by NIE Networks with specific earthing spigots and parking bays and it is left to the discretion of SAPs (Senior Authorised Persons) as to where they are fitted.

NIE Networks has indicated that spigots/parking bays will allow compliance with industry standards ESQCR, EAWR and the HASAWA.

NIE Networks further indicate that these earthing spigot/parking bays are required in addition to the installation of fixed permanent earthing switches at substations which have been included in EJP 2.207 for the installation of new permanent earth switches.

Given that no justification has been provided⁴⁰ for the requirement for further earthing spigots/parking bays in addition to the fixed earthing switches included, in EJP 2.207 the RP7 requested allowance cannot be fully accepted. On the basis that the need has not been fully justified we recommend that the RP7 DD allowance be reduced by 50% from £112k to £56k.

8.2.2.11 T11y - Replacement of Signage

Over a period of some 20 years ago, the transmission substation industry started to utilise more plastic signs on outdoor substations, that were alleged to be made from UV resistant materials and suitable to remain in place in UK weather conditions. Evidence of deterioration has taken place across the NIE Network, along with other locations in the UK and globally.

NIE Networks therefore propose a programme of work to replace substation signage.

On the basis that it has been confirmed that this is a one-off cost, given the age of the assets, we recommend the RP7 volumes and costs are allowed.

8.2.2.12 T11aa - 275/110kV Tx Oil Regeneration

Oil regeneration/reprocessing is proposed by NIE Networks to remove increasing levels of moisture in the insulating oil and combustible and non-combustible gases generated in transformers and reactors due to ageing

⁴⁰ A request was made for more justification UR-0273 but none provided.

mechanisms and evolving fault conditions. NIE Networks has provided evidence of the results of condition assessment scoring and ranking of the population of assets, including oil results focused on Furanic compounds (indicator of paper insulation degradation), acidity, levels of Carbon Dioxide and Carbon Monoxide, leading to a scoring of the oil condition of individual units.

Whilst oil monitoring and regeneration does not stop the ageing processes, it is well recognised as a means of refurbishment to potentially increase asset life but more importantly to help control asset health and reduce risks of failures that could lead to customer outage or safety incidents.

Oil regeneration is therefore a helpful addition to NIE Networks RP7 work programme and we recommend that the volumes and costs are allowed as per NIE Networks submission.

8.2.3 T12 - 110kV Plant Ancillaries

8.2.3.1 T12d - Transformer bunding (oil containment systems, plinths and fire walls)

An independent environmental consultant has performed a risk and environmental compliance survey of all 275 kV and 110 kV substation sites. Based on the RAG assessment of transformer bunds, those with a status of Red will be addressed in RP7 with major works and those with an Amber rating will be subject to minor works and fully addressed in RP8.

NIE Networks has already confirmed that sites where transformer replacements are proposed are not included within the scope of these bunding works.

A full listing of the RAG assessment has been provided with identification of which works will be done in RP7 and RP8 together with more details of the specific action lists to be done at each location.

These works cover both 275 kV and 110 kV sites and a continuation of RP6 activities that will extend beyond RP7.

On the basis of the unique nature of individual bunds, we recommend the RP7 volumes and costs are allowed as per NIE Networks submission.

8.2.3.2 T12f – Generator

Standby generators are an integral part of any transmission substation infrastructure, providing back up system supplies during outage and potential black start conditions. They provide supplies for battery, communication, control, security and other substation systems.

Generators are sized on the basis of the extent of back up required which for some systems can be up to 72 hours.

A programme for generator replacement was commenced in RP5 and continued during RP6, leaving 19 remaining units to be replaced during RP7.

Based on the above volumes and the use of costs equivalent to RP6 outturn costs, we recommend the RP7 volumes and costs are allowed as per NIE Networks submission.

8.2.3.3 T12h - DC standby systems

The strategy proposed by NIE Networks is to replace/refurbish ancillary equipment based on Battery string condition assessment which includes capacity checks using load banks, impedance tests to check cell resistance and visual inspection of lead plate degradation and replace existing poor condition ancillary works, noting that the expected lifetime of a battery charger is 20 to 25 years.

The refurbishment of DC systems can be a combination of battery strings or chargers and T12h covers 13 units of both lead acid battery replacement at 50V and 110V as well as one NiCAD system at Belfast Central Main substation.

NIE Networks reference a condition assessment model, which identifies the 13 systems across 9 substation sites identifying the need for replacement of battery chargers and lead acid battery strings, which NIE Networks states 'is an ongoing requirement during each regulatory period based on regular inspection, condition assessment,

availability of parts and reduction of ampere-hour capacity to ensure the safe and reliable operation of the distribution network’.

In support of DC systems refurbishment, NIE Networks has provided information on where the charger and/or battery sets are in poor condition.

Following our review of the provided information, we conclude that the proposed volume of 13 units is reasonable and we recommend they are allowed for RP7 period.

8.2.3.4 T12i - AC system rewire

As identified in T12f the LVAC supply system is critical for the ongoing operation of any transmission substation and therefore any transmission network.

NIE Networks justify the need to replace LVAC system wiring at eight sites which in particular do not have auto changeover facilities for LVAC supplies.

Whilst specific condition assessment information on the specific systems have not been provided, the costs and volumes are consistent with the works commenced in RP6.

On this basis, we recommend volumes and costs are allowed as per NIE Networks submission.

8.2.3.5 T12o - Civil works to primary substations

The works associated in this general civil works category cover a range of activities from door replacement, fence repairs, repairs to substation control building structures, rooves and rainwater fittings and are separate from the civil works associated with the replacement of primary equipment e.g. transformers.

A detailed breakdown of the RP7 requested value has been provided across 15 substations with a categorisation of the works based on:

- P1 High Priority – Significant safety and reliability risk
- P2 Medium priority – Signs of degradation that require monitoring
- P3 Low Priority – Signs of minor degradation that does not currently represent a risk

The proposed works in RP7 are based on the P1 categorisation items.

GHD selected a number of examples for a more detailed review of the condition assessment to gauge the necessity for the works and also requested further cost breakdown estimates from civil contractors for the works.

Given the unique nature of each substation and the works required, it is not feasible to undertake a detailed assessment across all items. However on the basis of the information provided and the validation of costs the volumes and costs as per NIE Networks submission and the approach taken, are considered reasonable and we recommend they are allowed for RP7.

8.2.3.6 T12r - 110kV Disconnecter replacement

This is a continuation of a programme from RP6, proposing the replacement of 17 poor condition disconnectors due to obsolescence and limited spares. It involves the retrofitting of 52 earth switches at sites where permanent earth switches are not installed (see T12z), over the course of RP7. Key drivers being maintaining a safe, reliable, and resilient network, compliant with regulation.

Earth Switches and disconnectors provide points of isolation and earthing, which is required for equipment maintenance or replacement, extension of equipment, isolation of faults, and to facilitate efficient operation and control of the transmission network. They are therefore critical to the safe and reliable operation of any network. Fortunately, they are relatively straightforward and reliable devices with long asset lives, providing that replacement spare contacts can be procured as electrical contacts can deteriorate over time and dependent on operating duty.

NIE Networks report that OEM support of designs is no longer available, hence the classification as poor condition due to obsolescence., In addition, NIE Networks provided necessary additional clarifications via the query log process and we recommend RP7 volumes and costs are allowed, as per NIE Networks submission.

8.2.3.7 T12s - Drainage Upgrade

NIE Networks has confirmed that for drainage systems that were installed during the 1960s and 1970s there are issues with site interceptors and drainage that require refurbishment and upgrade to ensure ongoing compliance with environmental legislation.

Surveys completed during RP6 and the results of the RAG assessment have been provided in EJP 2.601.

There were particular issues at Castlereagh 275/110kV substation relating to drains outside of the substation fence which was subject to works in RP6. The works in T12s will also address specific issues at the same substation on the existing drains within the substation, which require upgrading.

Given the unique nature of the works required, GHD requested specific works items to be selected for further details on costs.

These examples were provided and on the basis of the independent assessment justifying the works and the validation of costs, we recommend the NIE Networks proposed RP7 volumes and costs are allowed.

8.2.3.8 T12t - 110kV CT Replacement

The proposed RP7 works involves the replacement of 27 110 kV CTs at Hannahstown Grid substation to resolve identified poor condition assessment rankings. Specific degradation of insulation condition has been identified.

The programme is a continuation of works commenced in RP6 to replace 60 CTs of older vintage (1970s) that had also been identified with elevated Tan δ levels. 36 of these units were of the same manufacturer (Emek) and whilst the 27 units to be replaced in RP7 are of the same manufacturer, they were only installed at Hannahstown Grid in 1997.

A further 51 of the total 110 kV CT population of 504 were supplied by Emek located at four further substations (Coolkeeragh 2001-2007), Drumnakelly Main (2002-2003), Strabane Main (2012) and Tandragee Grid (2003).

It is also noted that NIE Networks provided further information, to that included in the EJP 2.204 that an additional 9 Emek CTs were replaced in excess of the RP6 plan at Hannahstown as Tan δ levels between 3% and 5% had been achieved.

Given our understanding that the typical level of Tan δ measured during factory acceptance testing (FAT) was 0.7%, it is indeed of concern that levels of up to 5% have been measured on in-service units.

It is also accepted that options to refurbish are not applicable to this type of equipment. The option to provide ongoing condition monitoring has been rejected by NIE Networks on the basis of potential risks of failure. The option of on-line Tan δ monitoring through bushing tap connections, does not appear to have been considered.

On the basis of the information presented it is reasonable for the volumes of replacement CTs in RP7 to be accepted.

Regarding the RP7 unit cost, this is stated to be based on unrepresented costs for unplanned replacements during RP6 and discussion with the supply chain. Given the lack of supporting evidence from NIE Networks, there is uncertainty on the efficiency of the RP7 proposed unit costs, and we therefore recommend a reduction of 10% to unit costs applied for RP7 DD allowances which we consider to be a more efficient cost allowance.

8.2.3.9 T12v - 110kV Surge Arrestor Replacement

The NIE Networks plan is to replace surge arresters more than 30 years old and to install new ones based on planned insulation coordination studies. Initial batch of units will be fitted to replacement transformers during RP7 which are independent of the planned insulation coordination studies.

Surge arrester technology has changed significantly over the past 40 years with the first gapless (metal oxide) devices being introduced in the early 1980s. These devices offer superior protection to the previously applied gapped surge arresters, particularly when protecting SF6 filled equipment or transformers.

Whilst the original EJP 2.210 was not clear on some of the drivers for replace (age/condition/new standards/insulation coordination studies), through the clarification process the specific justification for the four units (12 phase units) was clarified as age and poor condition.

It is recognised that based on age profile of the existing surge arresters and planned insulation coordination studies, that an increased rate of replacement/installation of new surge arresters will be required in RP8.

On the basis of the information reviewed the proposed volume of 4 units by NIE Networks is accepted. No similar programme was undertaken in RP6, so outturn costs are not applicable. However, GHD considers that the proposed unit costs of £22k per unit (NIE Networks bottom-up estimate) is reasonable based on GHD market knowledge. We therefore recommend RP7 volumes and costs are allowed, consistent with the NIE Networks submission.

8.2.3.10 T12w - 110kV Capacitor Bank Replacement and Studies

There are only two 110 kV capacitor banks on the system at Coleraine Main and Coolkeeragh.

Failures of capacitor cans has highlighted poor condition and the OEM technical information is that operational life can be limited to ten years. T12w is based on the age of capacitors at Coolkeeragh Grid (>20 years old).

Poor capacitors at Coolkeeragh Grid are planned to be initially replaced with the spare units, purchased during RP6.

Studies are also proposed to assess whether the existing capacitor banks are capable of the duties imposed at Coleraine/Coolkeeragh and determine whether additional capacitors are required.

The need for the additional studies is accepted, albeit the initial justification was rather vague. However, given the multiple studies required on capacitor banks/filters (T12w, T11r, T11s) we consider it is appropriate that NIE Networks can achieve some cost efficiencies by combining studies. Therefore, we recommend that a 10% economies of scale reduction in costs is applied to the NIE Networks submission. This is similar to the approach that we have observed in other jurisdictions...

8.2.3.11 T12x - Transformer Noise Enclosures

NIE Networks has identified in EJP 1.308 that:

"The primary driver to install noise enclosures is to ensure compliance with legislation. Failure to carry out this work would result in the Council Environmental Office servicing notice upon NIE Networks to reduce noise emissions to below statutory limits or switch transformers off (Kells Main was served with an abatement order during RP6). Switching transformers off is not an option as this would result in loss of supply to local customers. The relevant noise legislation includes: WHO Environmental Noise Guidelines for the European Region (2018) and The Environmental Noise Regulations (NI) 2006."

The justification of need as identified in EJP 1.308 is accepted.

Kells Main unit costs was £159,998 (RP6 based on EJP 1.308) with a proposed RP7 unit cost of £222,911 based on supplier budget quotations plus experience from Kells where an abatement order was served.

GHD recommend capex allowances for noise enclosures (T12x) based on the mid-point between the Kells cost and NIE Networks' proposed RP7 rate. This addresses potential risk in relying on RP6 outturn for a single installation under an abatement order as being a reasonable unit cost, but also includes for efficiency in procurement and delivery of the noise enclosures. This results in a recommended capex allowance of 4 x £191,454 = £765.8k.

8.2.3.12 T12y - Sump Pumps

Sump pumps are required within transformer bunding containment areas to drain away any excess rainwater whilst the bunding contains any potential oil spillage.

These assets have not been subject to previous replacement activities and programme for replacement introduced due to poor condition.

On the basis that there are 79 110 /33 kV transformers on the network with 31 units less than 20 years old and six new transformers to be replaced during RP7 it is not credible for a requirement to replace 52 units during RP7.

Therefore, we recommend RP7 volume should be reduced to 35 (the units more than 30 years old), less the 8 (six new plus two from RP6) to be replaced. This gives a total of 27. The unit costs are accepted in line with the NIE Networks submission.

8.2.3.13 T12z - Earthing Spigots/Parking bars

Locations where portable primary earths are fitted to facilitate work on substation plant are currently not defined by NIE Networks with specific earthing spigots and parking bays and it is left to the discretion of SAPs (Senior Authorised Persons) as to where they are fitted.

It is indicated by NIE Networks that spigots/parking bays will allow compliance with industry standards ESQCR, EAWR and the HASAWA.

NIE Networks further indicate that these earthing spigot/parking bays are required in addition to the installation of fixed permanent earthing switches at substations which has been included in EJP 2.207 for the installation of new permanent earth switches.

Given that no justification has been provided for the requirement for further earthing spigots/parking bays in addition to the fixed earthing switches included in EJP 2.207, this approach cannot be accepted. On the basis that the need has not been fully justified we recommend that the RP7 DD allowance be reduced by 50% from £308k to £154k.

8.2.3.14 T12aa - Replacement of Signage

The drivers for the proposed works under this sub-programme are the same as described above for T11y.

On the basis that it has been confirmed that this is a one-off cost, given the age of the assets, we recommend the RP7 volumes and costs are allowed

8.2.3.15 T12ab - 110kV Earth Switch Replacement

This sub-category defines the retrofitting of 52 earth switches at sites where permanent earth switches are not installed, over the course of RP7. This includes 31 at Castlereaugh Grid, 19 at Tandragee Grid and two at Drumnakelly Main.

Earth Switches and disconnectors provide points of isolation and earthing, which are required for equipment maintenance or replacement, extension of equipment, isolation of faults, and to facilitate efficient operation and control of the transmission network. Without permanent earth switches it is possible, in many cases, to fit temporary earth connections. However, such temporary/portable earth can be unwieldy, particularly when working at height, which is why most installations are equipped from design with sufficient permanent earth switches.

The key drivers of maintaining a safe, reliable, and resilient network, compliant with regulation are accepted. However, the wording of the submitted EJP was too ambiguous. Through the query log process, NIE Networks provided the additional clarifications, and we recommend RP7 volumes and costs are allowed as per NIE Networks submission.

8.2.3.16 T12ac - 110/33kV Tx Oil Regeneration

NIE Networks proposed to undertake oil regeneration/reprocessing to remove increasing levels of moisture in the insulating oil and combustible and non-combustible gases generated in transformers and reactors due to ageing mechanisms and evolving fault conditions. NIE Networks has provided evidence of the results of condition assessment scoring and ranking of the population of assets, including oil results focused on Furanic compounds (indicator of paper insulation degradation), acidity, levels of Carbon Dioxide and Carbon Monoxide, leading to a scoring of the oil condition of individual units.

Whilst oil monitoring and regeneration does not stop the ageing processes, it is well recognised as a means of refurbishment to potentially increase asset life but more importantly to help control asset health and reduce risks of failures that could lead to customer outage or safety incidents.

Whilst it is accepted that oil regeneration is necessary to address the transformer units with ongoing deterioration of oil condition, we note:

- no justification for the frequency of predicted oil regenerations;
- the replacement programme already ongoing where six units will be replaced in RP7, and
- there was no allowance in RP6,

and we conclude that NIE Networks statement that there are 30 units that would benefit from oil regeneration is not substantiated. Therefore, we recommend number of regeneration processes for RP7 be reduced from 30 to 15 with a corresponding reduction in allowed costs.

8.2.3.17 T12ad - 110kV Coffin CTs

NIE Networks is proposing the replacement of 110kV coffin current transformers associated with capacitor banks (providing network voltage support) due to poor condition (elevated dissolved gas analysis levels (DGA) at Coleraine Main and Coolkeeragh Grid.

Poor condition of the coffin CTs has been confirmed following off-line high voltage insulation tests. It is accepted that these units have a unique design and therefore long lead times for replacement spares equipment, thus accentuating the impact of an in-service failure.

On the basis of the above, we recommend the RP7 volumes and costs are allowed as per NIE Networks submission.

8.2.3.18 T11g - Security Systems

NIE Networks' plan for improving transmission substation security include approx. £1.1m of capex interventions. This is proposed by NIE Networks following their review of all transmission and primary substations to determine the extent of security works required to resolve issues including security fencing, access gates, security doors, floodlighting and CCTV. This has then been prioritised based on a RAG status.

The works at the proposed sites are prioritised based on NIE Networks' site security / condition assessment model. Although details were lacking within the EJP, we sought further detail from NIE Networks via the query log process. We subsequently reviewed the site condition / safety assessment details provided by NIE Networks and observed the security / safety assessment included the following criteria:

- Site configuration score;
- ESQCR Location and History scores;
- Unauthorised access score;
- Gate / Boundary Condition scores;
- Security Door rating; and
- Floodlighting

We note no weightings were applied to the assessment criteria with the model output producing aggregated site scores ranging from 10 to 25, with the higher score representing a higher priority for interventions. Only sites with an aggregate score of 17 and above have been included for RP7 interventions. A relatively small number of transmission substation sites are targeted during RP7, with works proposed at 12 sites, from a total population of 52 sites. There is limited optioneering presented within the EJP. For example, it is not clear why NIE Networks has set the threshold for intervention at the aggregated score of 17 (as opposed to a lower or higher number).

Within the EJP relating to security works, NIE Networks has provided a summary scope of works for each transmission site, itemising proposed works and associated costs to address identified security risks.

Following our review of the planned site interventions and related costs, we recommend that the proposed work volumes (in terms of the number of sites) are allowed. In terms of RP7 capex, we recommend some reductions to assumptions on length and unit cost of palisade fencing and gates, and security doors, similar to the approach that we recommend for cost reductions relating to secondary substation security (D15ac), detailed within Section 5.2, resulting in a recommended allowance of £879k for transmission security systems.

8.2.4 RP6 v RP7 unit cost analysis

Across WP3 Transmission Plant: Switchgear & Ancillaries there are limited opportunities to compare unit costs between RP6 and RP7 due to the significant number of sub-categories which don't appear in both RP6 and RP7. However, where unit costs can be compared, these are shown in Table 53.

Generally, we observed consistency in RP7 unit costs compared to RP6 outturn, with the exception of sub-programme T12f (generators) for which NIE Networks is proposing a reduced unit cost for RP7 period.

Table 53 Transmission plant: Switchgear and Ancillaries – unit cost assessment

Sub-programme ID	Actual outturn unit costs (£)			RP7 requested unit cost (£)	Unit cost movement (%)
	RP5	RP6 Including 22/23 ⁴¹	RP6 Excluding 22/23 ⁴²		RP7 vs. RP6 Excluding 2023.
T10c - Replace 110kV switchgear	-	421,696	392,756	392,752	-0.0%
T11k - Ballylumford 275kV CVT Replacement	47,696	22,983	22,983	22,983	-0.0%
T11m - AC rewire	204,322	45,145	45,145	45,144	-0.0%
T11p - Kilroot 275kV CT Replacement	-	27,241	27,241	27,240	-0.0%
T12f - Generator	57,758	59,752	69,562	49,318	-29.1%
T12r - 110kV Disconnecter replacement	-	45,464	45,238	45,238	-0.0%

8.3 NIE Networks' Response to the DD

8.3.1 T10 - 110kV SWGR

8.3.1.1 T10d and e

This section presents details of NIE Networks' response to the DD for the following expenditure sub-categories:

- T10d - Refurbish 110kV Switchgear
- T10e - Replace 110kV Circuit Breaker

In its business plan submission, NIE Networks identified nine 110 kV circuit breakers to be refurbished with an allowance of £168k, plus six circuit breakers to be replaced with an allowance of £611k giving a combined allowance of £799k for T10d and T10e. Acceptance of the increase in T10e (£611k) would result in a reduction of T10d from £280k to £168k, but an overall increase of £499k for T10e and T10d combined.

In its response to the DD, NIE Networks has reiterated its belief that the six circuit breakers in T10e cannot be repaired/refurbished. NIE Networks suggest that the GHD recommendation not to allow replacement of six leaking SF6 circuit breakers is due to a misunderstanding as to the extent to which NIE Networks has already attempted to fix leaks on the particular assets and NIE Networks reiterates that it has attempted on a number of occasions to refurbish the assets. Furthermore, NIE Networks has had a zero-success rate for these repairs.

To further justify the replacement of the assets rather than refurbishment, NIE Networks has provided an updated v3 version of the A4.18 '110kV SF6 Figures' spreadsheet containing the most recent interactions with the original equipment manufacturer. The updated condition assessment shows a sizeable increase in the amount of SF6 leakage across the six CBs. OEM inspection and repair interventions are reported to have been added to the leakage rate data.

⁴¹ RP6 unit cost assessment is based on RP6 outturn costs and volumes reported by NIE Networks up to end March 2023 only - no forecast costs or volumes are included in our assessment of RP6 costs

⁴² Outturn data for 2022/23 included a number of outliers due to work-in-progress (WIP) skewing the observed unit cost in the period. We have therefore analysed RP6 outturn unit costs with 22/23 costs included but also excluded to inform our recommended cost allowances.

It is also suggested that the data shows that NIE Networks has been actively maintaining and refurbishing these CBs but has not been able to rectify the leakage issues at any of the six CBs proposed for replacement.

8.3.2 T11 - 275kV Plant Ancillaries

8.3.2.1 T11g - Security systems

NIE Networks welcomes that the UR has accepted the requested volume of works (i.e. the number of sites) proposed by the company under this sub-category.

However, NIE Networks does not consider that it is correct or justifiable for the proposed allowance to be reduced on the basis that similar reductions were proposed in relation to secondary substation security (D15ac).

NIE Networks explained that it provided an itemised list of works and associated costs at each of the relevant transmission sites. This was developed based on site specific measurements for the length and volume of fencing, numbers of doors/gates and cameras required. Unit costs were based on contracted rates from previous works.

NIE Networks explains that it is not the case that it applied the same assumptions used to determine the requested allowance for secondary substation security.

Consequently, it is their view that there is no legitimate basis for reducing the requested allowance for transmission site security in line with the approach to the allowance for secondary substation security.

NIE Networks does not consider that the reasoning relied on by the UR for the proposed reduction in allowance is well-founded. The requested allowance was not based on the assumptions applied in respect of secondary substation security, and so there is no reason for the same approach to reductions to be applied.

8.3.2.2 T11v - Substation legalities

In its response to the DD, NIE Networks observed an inconsistency in the recommended allowances for this category between the GHD Report and Annex Q and therefore requested clarification on the UR's provisional determination.

Specifically, the main report recommended allowances only for £25k additional legal fees to establish appropriate easements for transformer movements and cable access, if these have not been maintained for some reason.

Within Annex Q the UR appears to have allowed the full allowance requested by NIE Networks (£251k)

Notwithstanding the request for clarification, NIE Networks has undertaken further assessments in relation to its requirements at the one transmission substation (Lisburn Main) for which it has requested this allowance, in response to GHD's comment that "the need to purchase land for transformer movements or accessing underground cables is not demonstrated".

The developer has provided further information to NIE Networks on the number of housing units that will be lost in order to provide the minimum access requirements. The minimum amount of land that NIE Networks can purchase will result in the loss of at least three semi-detached houses and two garages, which at this stage had not yet been constructed. NIE Networks notes that further housing sites may be impacted.

Finally NIE Networks stated that under GHD's recommended allowance, the company would have to seek a voluntary agreement with the developer. NIE Networks considers that if it is unable to secure a voluntary agreement with the developer, the company will have to consider making an application to vest the land. NIE Networks set out the issues and costs associated with this process. In addition, NIE Networks stated that SONI may be forced to consider vesting the newly constructed houses or relocating the substation at a later date. The relocation of the substation could cost more than £10 million. This would be significantly more costly than acquiring these rights now.

8.3.2.3 T11w - Sump Pumps

NIE Networks states that it has adopted the GHD approach of taking into account the age of the parent transformer and the replacement of transformers in its assessment of the volume of sump pumps to be replaced. NIE Networks also proposes to allow the risk of sump failure to be managed appropriately based on the voltage level of the transformer.

NIE Networks has presented the results of the updated analysis for category T11w sump pumps, which results in confirmation of 14 sump pumps to be replaced during RP7.

8.3.2.4 T11x - Earthing Spigots/Parking bars

NIE Networks has questioned the GHD recommended 50% reduction in allowance for the installation of earthing spigots on the basis of lack of justification provided. NIE Networks has suggested that justification was provided in its response to query UR-0273 dated 30th June 2023. NIE Networks has reiterated its request for the full £112k allowance for T11x.

8.3.3 T12 - 110kV Plant Ancillaries

8.3.3.1 T12y - Sump Pumps

Similar to T11w, NIE Networks states that it has adopted the GHD approach of taking into account the age of the parent transformer and the replacement of transformers in its assessment of the volume of sump pumps to be replaced. NIE Networks also proposes to allow the risk of sump failure to be managed appropriately based on voltage level of the transformer.

NIE Networks has presented the results of the updated analysis for category T12y sump pumps, which results in a revised request of 40 sump pumps to be replaced during RP7 with an allowance of £274,560.

8.3.3.2 T12z - Earthing Spigots/Parking bars

Similar to T11x, NIE Networks has questioned the GHD recommended 50% reduction in allowance for the installation of earthing spigots on the basis of lack of justification provided. NIE Networks has suggested that justification was provided in its response to query UR-0273 dated 30th June 2023. NIE Networks has reiterated its request for the full £308k allowance for T12z.

8.3.3.3 T12ac - 110/33kV Tx Oil Regeneration

NIE Networks indicates that the original GHD determination to reduce the allowance from 30 to 15 based on a lack of justification and failure to allow for the replacement programme, was due to an incorrect version of the condition assessment spreadsheet being uploaded. NIE Networks has provided Annex A4.19, an updated version of the spreadsheet that takes account of the transformers that have already been replaced and therefore do not require oil regeneration.

8.4 GHD FD Analysis

8.4.1 T10 - 110kV SWGR

8.4.1.1 T10d and e

This section presents details of GHD's updated analysis for the following expenditure sub-categories:

- T10d - Refurbish 110kV Switchgear; and
- T10e - Replace 110kV Circuit Breaker.

GHD has reviewed Annex A4.17 and A4.18 provided by NIE Networks, along with the updated 'A4.(18) 110kV SF6 Figures 050124 with repair details v2.xlsx' file provided following the engagement session with NIE Networks on 07/06/2024.

A4.17 identified six CBs for replacement (4HO, 6MO, 3PO, 3LO, MF65 and 3KO). Leakage data was provided in A4.18 for four of these units, but not MF65 or 3KO. However, leakage data for additional units 7LO and 7PO was provided. Of the CBs proposed to be replaced, only 4HO is identified in A4.17 as having had leak repairs completed.

The six CBs for replacement are from three different OEMs (Alstom, ABB and Siemens) and were manufactured between 2000 and 2002, apart from MF65 that was manufactured in 2011.

Of the six units that were repaired (for which leakage data has been provided), the repairs undertaken on four CBs appear not to have had any impact, whereas two (4HO and 7PO) worked for two years and nine years respectively, before leaking again (although not necessarily at the same location).

On review of the information submitted for review, as well as clarifications provided by NIE Networks during the engagement session, GHD considers that the case for replacement rather than refurbishment of three CBs has been made. For the remaining three, the information provided suggests that the locations of the leaks are unknown.

GHD recommends that the:

- T10d recommended volume is reduced to 12 units with an allowance of £224k; and
- T10e recommended volume is increased to 3 units with an allowance of £306k.

8.4.2 T11 - 275kV Plant Ancillaries

8.4.2.1 T11g - Security systems

Our assessment methodology for this work programme was based on review of assumed volumes and unit costs - similar to the GHD approach used for assessment and setting of recommendations for secondary s/s security systems.

Based on our assessment of average fencing volumes per site and unit costs for security doors, we recommended some deductions to the submitted values.

Following engagement session, NIE Networks provided further information detailing the specific locations and volumes of single or double security doors are proposed for installation during RP7. As per our DD recommendations, we accept these volumes. Our view on unit costs remains unchanged – we therefore recommend no adjustment to allowances for security door works.

NIE Networks also provided additional information setting out the security fencing volumes required at each proposed transmission site. This proved to be helpful, identifying the majority of works at Hannahstown Main grid site. Excluding Hannahstown, the average lineage per transmission site is 345m which is consistent with our broad expectation. We recognise the site specific survey of the main transmission site at Hannahstown has identified significantly higher security fencing requirements than any of the other sites and we therefore recommend increasing our DD allowance to account for the full volume of security fencing works.

8.4.2.2 T11v - Substation legalities

GHD notes the observed inconsistency in the recommended allowances for this activity.

We also note that NIE Networks has provided further detailed information relating to the requirements for land purchase to accommodate transformer movements and accessing of underground cables.

Following our review of the response and further information provided by NIE Networks we recommend that the full allowance requested by NIE Networks for this activity is included within the RP7 FD allowances.

8.4.2.3 T11w - Sump Pumps

GHD compliments NIE Networks for the presentation of the approach now taken and the GHD recommendation is that the confirmed RP7 volume of 14 sump pumps with an allowance of £96k is accepted.

8.4.2.4 T11x - Earthing Spigots/Parking bars

GHD has reviewed again the response provided on 30th June 2023 by NIE Networks, within which a A statement was made that completion of the proposed programme will enhance safety of staff and contractors and ensure compliance with standards. However, GHD does not agree that this meets the minimum required levels required for justification of an allowance to be accepted, particularly in a new sub-category. Given that the initiation of the programme need was as a result of a fatal event, GHD would expect that justification of the need should be straightforward, including some optioneering of possible solutions and costings of the work required.

GHD recommends that the reduction of 50% applied to the allowance for T11x is retained due to insufficient justification having been provided.

8.4.3 T12 - 110kV Plant Ancillaries

8.4.3.1 T12y - Sump Pumps

GHD compliments NIE Networks for the presentation of the approach now taken resulting in the revision of the original request of 52 sump pumps at a requested allowance of £357k.

The draft determination recommendation by GHD of 35 pumps at an allowance of £240k has been reviewed and the revised recommendation of GHD is to accept NIE Networks' updated request for T12y of 40 sump pumps with an allowance of £274,560.

8.4.3.2 T12z - Earthing Spigots/Parking bars

GHD has reviewed again the response provided on 30th June 2023 by NIE Networks, within which a statement was made that completion of the proposed programme will enhance safety of staff and contractors and ensure compliance with standards. However, GHD does not agree that this meets the minimum required levels required for justification of an allowance to be accepted, particularly in a new sub-category. Given that the initiation of the programme need was as a result of a fatal event, GHD would expect that justification of the need should be straightforward, including some optioneering of possible solutions and costings of the work required.

GHD recommends that the reduction of 50% applied to the allowance for T12z is retained due to insufficient justification having been provided.

8.4.3.3 T12ac - 110/33kV Tx Oil Regeneration

GHD has reviewed Annex A4.19, which identifies that of the 30 transformers that were originally identified for oil reconditioning, 14 remain on the list, whilst 16 new units are identified. Of the 16 "new" units it is noted that 14 previously had oil condition scores of 1 that have now changed to 4, whilst the other two remained at 1.

We also note that of the 14 that remain on the list, two have oil condition scores that have increased from 1 to 7 and three that increased from 4 to 7, the others remained at 4.

GHD concludes that there are some inconsistencies in the oil condition score, but the updated condition assessment spreadsheet does provide evidence to support an increase in the number of units for oil regeneration.

GHD notes that four of the 30 units had inconclusive oil results and oil condition score of 4.. It is not uncommon for DGA results to give misleading results. Normally repeat samples are taken, hence GHD does not accept the NIE Networks proposal that these four units can be accepted as requiring oil regeneration.

Given that two units have appeared to stay at an oil condition score of 1 (Asset numbers 50224237 and 50226989) it is proposed by NIE Networks that these are subject to oil regeneration to enable synergies to be achieved. However, GHD does not accept the need to regenerate oil in that condition within RP7.

Taking all factors into consideration GHD recommends that the allowance be increased from the draft determination of 15 to 24.

8.5 GHD FD recommendation

Based on the above sections, the recommended RP7 FD allowances and volumes for each sub-programme are presented in Table 54.

Table 54 Transmission Plant: Switchgear and Ancillaries – Recommendations summary

Sub-programme ID	Requested by NIE Networks		Recommended by GHD (DD)		Recommended by GHD (FD)	
	RP7 allowance (£k)	RP7 volume	RP7 allowance (£k)	RP7 volume	RP7 allowance (£k)	RP7 volume
T10 - 110kV SWGR Total	1,565		798		1,048	
T10c - Replace 110kV switchgear	786	2	518	2	518	2
T10d - Refurbish 110kV Switchgear	168	9	280	15	224	12
T10e - Replace 110kV Circuit Breaker	611	6	0	0	306	3
T11 - 275kV Plant Ancillaries Total	3,816		3,499		3,658	
T11g - Security systems	1,132	-	879	-	1,038	-
T11j - DC standby systems	7	-	7	-	7	-
T11k - Ballylumford 275kV CVT Replacement	552	24	552	24	552	24
T11m - AC rewire	90	2	90	2	90	2
T11o - Drainage	453	-	453		453	
T11p - Kilroot 275kV CT Replacement	572	21	572	21	572	21
T11r - 22kV Capacitor Bank Refurbishment	50	-	45	-	45	-
T11s - Filter Bank Replacement	25	-	23	-	23	-
T11t - 275kV Surge Arrestor Replacement	116	4	116	4	116	4
T11v - Substation legalities	251	-	251	-	251	-
T11w - Sump Pumps	96	14	96	14	96	14
T11x - Earthing Spigots/Parking bars	112	-	56	-	56	-
T11y - Replacement of Signage	23	-	23	-	23	-
T11aa - 275/110kV Tx Oil Regeneration	336	6	336	6	336	6
T12 - 110kV Plant Ancillaries Total	11,322		10,308		10,680	
T12d - Transformer bunding	100	-	100	-	100	-
T12f - Generator	937	19	937	19	937	19
T12h - DC standby systems	318	-	318	-	318	-
T12i - AC system rewire	329	8	329	8	329	8
T12o - Civil works to primary substations	3,510	-	3,510	-	3,510	-
T12r - 110kV Disconnecter replacement	769	17	769	17	769	17
T12s - Drainage Upgrade	283	-	283	-	283	-
T12t - 110kV CT Replacement	503	27	452	27	452	27
T12v - 110kV Surge Arrestor Replacement	88	4	88	4	88	4
T12w - 110kV Capacitor Bank Replacement	50	-	45	-	45	-

Sub-programme ID	Requested by NIE Networks		Recommended by GHD (DD)		Recommended by GHD (FD)	
	RP7 allowance (£k)	RP7 volume	RP7 allowance (£k)	RP7 volume	RP7 allowance (£k)	RP7 volume
T12x - Transformer Noise Enclosures	892	4	766	4	766	4
T12y - Sump Pumps	357	52	240	35	275	40
T12z - Earthing Spigots/Parking bars	308	-	154	-	154	-
T12aa - Replacement of Signage	77	-	77	-	77	-
T12ab - 110kV Earth Switch Replacement	1,565	52	1,565	52	1,565	52
T12ac - 110/33kV Tx Oil Regeneration	1,125	30	563	15	900	24
T12ad - 110kV Coffin CTs	112	6	112	6	112	6
WP3: Transmission plant: Switchgear & Ancillaries Total	16,703		14,606		15,386	

9. Review of RP7 capex requirements - WP3: Transmission Plant: Transformers, Reactors & Strategic Spares

9.1 RP7 requested allowance

NIE Networks' proposed investment for the RP7 period is itemised below in Table 55 for each of the sub-work programmes included within T13, T15, T16 and T701 programmes. The table shows comparison of costs and volumes over the RP6 period relative to the RP7 period.

9.1.1 RP7 Costs and volumes

Table 55 Transmission Plant: Transformers, Reactors & Strategic Spares – NIE Networks investment proposal for RP7

Sub-programme ID	EJP ref	RP6 allowance		RP6 outturn		RP7 proposed	
		Costs £k	Volumes	Costs £k	Volumes	Costs £k	Volumes
T13 - 275/110kV Transformer Replacement Total	-	1,240	2	703	-	10,570	6
T13a - Transformers (275/110kV) Procure only	EJP 2.201	-	-	-	-	6,626	3
T13r - Transformers (275/110 kV) Install only	EJP 2.201	1,240	2	703	-	2,077	3
T13f - Replace associated cable	EJP 2.201	-	-	-	-	1,867	-
T14 - 110/33kV Transformers Replacement Total	-	10,389	28	11,938	31	9,073	20
T14a - Transformers (110/33 kV) Procure only	EJP 2.202	4,769	7	5,402	8	4,748	6
T14b - Transformers (110/33 kV) Install only	EJP 2.202	3,443	9	4,322	9	2,181	6
T14c - Replace associated cable	EJP 2.202	876	-	994	-	1,532	-
T14d - Replace Earthing Transformer	EJP 2.202	284	4	556	7	265	4
T14e - Replace Transformer Cooler	EJP 2.202	1,017	8	664	7	347	4
T15 - 22kV Reactor Replacement Total	-	567	1	817	1	2,087	4
T15a - 22kV Reactors Procure only	EJP 2.205	567	1	817	1	1,451	2
T15e - 22kV Reactors Install only	EJP 2.205	-	-	-	-	636	2
T16 - Transmission Transformer Refurbishment Total	-	591	40	609	43	1,416	76
T16a - Refurbish/Replace 275kV Bushing	EJP 2.201	96	3	170	3	213	6
T16b - 275kV Plant Painting	EJP 2.201	43	4	66	6	79	4
T16d - Refurbish 275kV TX tap changer	EJP 2.201	36	2	29	2	80	4

Sub-programme ID	EJP ref	RP6 allowance		RP6 outturn		RP7 proposed	
		Costs £k	Volumes	Costs £k	Volumes	Costs £k	Volumes
T16f - Replace 110kV Bushing	EJP 2.202	286	18	161	14	75	6
T16g - 110kV Plant Painting	EJP 2.202	73	9	81	13	249	21
T16i - Refurbish 110kV TX tap changer	EJP 2.202	57	4	103	5	487	22
T16k - Replace 110kV Cooler Controls	EJP 2.202	-	-	-	-	19	7
T16l - Replace PST Tap Changer Control Unit	EJP 2.202	-	-	-	-	200	2
T16m - Replace 275kV Cooler Controls	EJP 2.201	-	-	-	-	15	4
T701 - Strategic Spares Total	-	-	-	-	-	4,414	-
T701a - Grid Transformer	EJP 2.501	-	-	-	-	2,209	-
T701b - Main Transformer	EJP 2.501	-	-	-	-	1,583	-
T701c - Grid Plant	EJP 2.501	-	-	-	-	623	-
Total	-	12,787	71	14,067	75	27,560	106

9.1.2 Rationale for investment

This programme of investment has been included in the RP7 submission to provide funding for NIE Networks to replace (or in some cases refurbish) aging transmission transformers, reactors and providing strategic spares on its network. NIE Networks has provided documents (EJPs, as referenced above in Table 55) for each of the sub-programmes, describing the assets and providing brief details of the condition and performance of the equipment, in support of the needs case for investment.

The proposed strategy for investment in RP7, as stated by NIE Networks, is summarised in Table 56 below for each of the sub-programmes. It is noted that for each of the identified sub-programmes of work, key drivers relate to maintaining a safe, reliable, and resilient network, compliant with regulation and environmental compliance.

Table 56 Transmission Plant: Transformers, Reactors & Strategic Spares – Investment strategy

Asset Category (Sub Work Programme)	EJP reference	Investment Strategy
T13a - Transformers (275/110kV) Procure only	EJP 2.201	Continuation of the programme commenced in RP5 to replace the poor condition 275/110kV transformers, three new transformers will be installed and additional refurbishment activities will be undertaken on other units (i.e. painting, cooler replacement, cooler control refurbishment, tap changer refurbishment, bushing replacement, and oil regeneration) to extend life and control asset health risks that could lead to customer outage or safety incidents.
T13c - Transformers (275/110 kV) Install only		
T13f - Replace associated cable		
T16a - Refurbish/Replace 275kV Bushing		
T16b - 275kV Plant Painting		
T16d - Refurbish 275kV TX tap changer		
T16m - Replace 275kV Cooler Controls		
T14a - Transformers (110/33 kV) Procure only	EJP 2.202	Proposed six new transformers will be installed in RP7 (replacing eight), and additional refurbishment activities will be undertaken on other units (i.e. painting, cooler replacement, cooler control refurbishment and oil regeneration) to extend their life and control asset health risks that could lead to customer outage or safety incidents.
T14b - Transformers (110/33 kV) Install only		
T14c - Replace associated cable		
T14r - Replace Earthing Transformer		
T14e - Replace Transformer Cooler		

Asset Category (Sub Work Programme)	EJP reference	Investment Strategy
T16f - Replace 110kV Bushing		condition Based model, Common Network Asset Indices Methodology (CNAIM), and Survivor model.
T16g - 110kV Plant Painting		
T16i - Refurbish 110kV TX tap changer		
T16k - Replace 110kV Cooler Controls		
T16l - Replace PST Tap Changer Control Unit		
T15a - 22kV Reactors Procure only	EJP 2.205	Completion of a programme of 22kV reactor replacement from RP5, replacing two reactors on the network in the RP7 period to manage safety and network reliability associated with this asset class. Long-lead times (up to 24 months) for procurement have been accounted for.
T15e - 22kV Reactors Install only		
T701a - Grid Transformer	EJP 2.501	Strategy proposed for RP7 deemed necessary in response to macroeconomic conditions impacting lead times and an increasing network strain through changing consumer demands in the energy transition, increasing the importance of NIE Networks to respond more quickly to repair and replace failed assets. Similarly, the changing of operation for network assets due to distributed generation and low carbon technologies (LCTs) is increasing the demand on the equipment through increasing levels of reverse power flow, elevated loading and losses, additional network switching, increasing fault levels and network time constraints, and the need to provide reactive power compensation. This strategy is also inclusive of additional monitoring, testing, and modelling of assets and the network to manage the risk to the network. Additional key drivers relating to reducing customer impact, and mitigation of impact of global supply chains.
T701b - Main Transformer		
T701c - Grid Plant		

9.2 GHD DD analysis

9.2.1 T13 - 275/110kV Transformer Replacement

9.2.1.1 T13a - Transformers (275/110kV) Procure only

The overall objective in RP7 is to replace three 275/110 kV transformers during RP7 to maintain the overall asset health of the transformer population.

The volume of replacement has been determined using the combined assessment of assets according to the NIE Networks condition Based model, Common Network Asset Indices Methodology (CNAIM), and Survivor model.

Whilst it is appreciated that the NIE Networks plan is a continuation of the programme commenced in RP5 to replace the poor condition 275/110kV transformers, we observed that EJP 2.201 did not provide any specific justification, based on assessment of asset condition for the three transformers proposed, out of the population of 17, to be replaced. Nor to justify the additional refurbishment activities to be undertaken on other units (i.e. painting, cooler replacement, cooler control refurbishment, tap changer refurbishment, bushing replacement, and oil regeneration) to extend life and control asset health risks that could lead to customer outage or safety incidents.

Following the engagement process with NIE Networks further information was provided on the condition assessment process applied to the transformer assets, together with the condition scoring criteria, overall scoring for each unit and a ranking of each unit in the total population.

This ranking confirmed the selection of the units proposed for replacement during RP6 and RP7 at Castlerea Main, Tandragee Main and Hannahstown Main.

As might be expected there was a reasonably strong correlation between the total condition score and the age of the individual units.

Options considered were to:

- Do nothing (not credible on the basis of the condition of the units identified)
- Only replace two 275/110 kV transformers (not viable due to the condition of one of the two units at Tandragee not being replaced)
- Replacement of four units (not necessary as IBTX1 at Castlereagh Grid which has a poor score, is due to be decommissioned in RP7 with the completion of the Belfast Metropolitan works)

GHD concur that the other option of refurbishment is not appropriate for such equipment taking into account age and condition of the units as indicated by condition assessment techniques.

This assessment presented is consistent with the approach expected. However, the presentation of condition assessment scoring/ranking and evaluation of potential options, was not of the standard expected.

Nevertheless, NIE Networks has demonstrated that based on the condition of the 275/110kV transformers presented, there is support for the replacement of three units as proposed in RP7.

Costs on a procurement only basis are aligned with RP6 values and are accepted, recognising that within other EJP documents there are other costs included with substation works associated with the installation of the transformers.

Therefore, GHD conclude that 275/110 kV transformer replacements (procurement only) as requested by NIE Networks are reasonable in terms of volumes and costs and we recommend their allowances for RP7 period.

9.2.1.2 T13c - Transformers (275/110 kV) Install only

The sub-category T13c covers “install only” with the scope of civil installs, auxiliary equipment relocations, new blast walls being installed and noise enclosures where required for the three units only in sub programme T13a. It does not include the work required for upgrades to drainage which is managed by the Civils upgrade EJP 2.601 – Transmission Civil Works.

Volumes are dictated by T13a and are recommended for RP7 as described above in line with the NIE Networks submission. Unit cost is based on RP6 values and on this basis, we also recommend allowances are provided for RP7.

9.2.1.3 T13f - Replace associated cable

Whilst the need to replace the cables associated with the replacement of the planned 275/110 kV transformers is accepted as necessary, no justification for the cable replacement costs has been provided.

Given that this sub-category was not included in RP6 it is not possible to conclude on the justification of the costs.

GHD consider that on the basis of the likely costs associated with replacing 275 kV, 110 kV and 22 kV cables (for connection of tertiary connected reactors), plus associated power supply and control cables, that a total cost as proposed by NIE Networks of £1.87m is high. Furthermore it appears high compared to NIE Networks own submissions in WP5 relating to Transmission Cables.

On the above basis, whilst the volumes are accepted, the total cost across the three-transformer replacement is adjusted from £1.867m to £1.25m.

9.2.2 T14 - 110/33kV Transformers Replacement

9.2.2.1 T14a - Transformers (110/33 kV) Procure only

The overall objective in RP7 is to replace six 110/33 kV transformers (replacing eight) during RP7 to maintain the overall asset health of the transformer population and control associated asset health risks that could lead to customer outage or safety incidents.

The volume of replacement has been determined using the combined assessment of assets according to the NIE Networks condition-based model, taking into account the Common Network Asset Indices Methodology (CNAIM), and Survivor models.

EJP2.201 did not provide any detailed justification, based on assessment of asset condition for the eight transformers proposed, out of the population of 79. Rather a high-level comparison of the potential impacts of relacing eight units (NIE Networks model), replacing 13 units (CNAIM) or 7 units (Survivor Model).

On the basis of the above, NIE Networks concluded that this was an efficient and cost-effective solution, compared to “doing nothing”.

Following the engagement process with NIE Networks, further information was provided on the condition assessment process applied to the transformer assets, together with the condition scoring criteria, overall scoring for each unit and a ranking of each unit in the total population.

This identified the units at Banbridge Main (two units), Logue town Main (two units) and one unit each at Donegal Main and Dungannon Main.

GHD concur that the option of refurbishment is not appropriate for such equipment, once certain activities have been exhausted e.g. oil regeneration (T12ac), tap changer refurbishment (T16i), painting (T16g), replacement of bushings (T16f) and other items which are included as ongoing activities on other transformer units in the identified sub-categories.

This assessment presented is consistent with the approach expected. However, the presentation of condition assessment scoring/ranking and evaluation of potential options, was not of the standard expected.

Nevertheless, NIE Networks has demonstrated that based on the condition of the 110/33 kV transformers presented, there is support for the replacement of six units (to replace eight) as proposed in RP7.

Costs on a procurement only basis are aligned with RP6 values (procure only) and are accepted, recognising that within other EJP documents there are other costs included with substation works associated with the installation of the transformers.

Therefore, GHD conclude that 275/110 kV transformer replacements as requested by NIE Networks are reasonable in terms of volumes and costs and we recommend their allowances for RP7 period.

9.2.2.2 T14b - Transformers (110/33 kV) Install only

The sub-category T14b covers “install only” with the scope of civil installs, auxiliary equipment relocations, new blast walls being installed and noise enclosures where required for the six units only in sub-programme T14a. It does not include the work required for upgrades to drainage which is managed by the Civils upgrade EJP 2.601 – Transmission Civil Works.

Volumes are dictated by T14a and are recommended for RP7 as described above in line with the NIE Networks submission.; Unit cost are based on RP6 values and on this basis accepted we also recommend allowances are provided for RP7.

9.2.2.3 T14c - Replace associated cable

Whilst the need to replace the cables associated with the replacement of the planned 110/33 kV transformers is accepted as necessary, no justification for the cable replacement costs have been provided.

Given that this sub-category was not included in RP6 it is not possible to conclude on the justification of the costs.

GHD consider that on the basis of the likely costs associated with replacing the 110 kV and 33 kV cables, plus associated power supply and control cables, that a total cost as proposed by NIE Networks of £1.5m is high and does not align with RP6 costs. Additionally, it appears high compared to NIE Networks own submissions in WP5 relating to Transmission Cables.

On the above basis, whilst the volumes are accepted, the total cost across the three-transformer replacement is adjusted from £1.5m to £1.1m.

9.2.2.4 T14d - Replace Earthing Transformer

Earthing transformers are matched to their associated 110/33 kV transformers and therefore when a transformer is replaced, the associated earthing transformer requires replacement.

Volumes as submitted by NIE Networks are in line with the requirements of sub-category T14a and the unit costs are based on Dungannon Main outturn costs during RP6.

On the above basis GHD concludes that the replacement of earthing transformers for the 110/33 kV transformers as requested by NIE Networks are reasonable in terms of volumes and costs (four units at a unit cost of £66.3k) and we recommend their allowances for RP7 period.

9.2.2.5 T14e - Replace Transformer Cooler

Transformer coolers are an integral part of the transformer required to meet the assigned rating through operation of the fans and pumps. There are 79 transformer coolers on the 110/33 kV transformer network and the condition-based assessment has highlighted four transformer coolers for replacement.

Prioritised asset works are focused on the transformer coolers at Drumnakelly (1991) and Strabane (1992) based on their poor condition.

Both transformers are over 30 years old and have not previously been subject to cooler replacement, so are suffering issues with:

- Corrosion of thin-walled coolers, leading to oil leaks.
- Corrosion of fan enclosures.
- Failures of expansion flanges.
- Heat exchanger failures due to corrosion.

Such deterioration after 30 years' service is expected.

Volumes and costs, compared to RP6 values are reasonable and we recommend RP7 volumes and costs are allowed, in line with the NIE Networks submission.

9.2.3 T15 - 22kV Reactor Replacement

9.2.3.1 T15a - 22kV Reactors Procure only

The proposed works are the completion of a programme of 22kV reactor replacement ongoing from RP5 based on ageing reactors in deteriorating condition.

The works includes Hannahstown Main T1 reactor replacement having failed catastrophically in 2021.

Condition assessment and age profile highlights that the two-remaining 50+ year old reactors require replacement.

Replacing the two reactors on the network at Kells in the RP7 period will assist in the safe management of the system and help ensure network reliability.

It is noted that there have been issues associated with the supply chain for these 22 kV reactors. The original supplier CG Power went into administration and orders were awarded to ABB for the delivery of two RP6 units in September 2021. Subsequently EIC Saudi has acquired CG Power and production has resumed at the plant in Belgium.

The market has also experienced lengthening lead times (up to 24 months) which have been accounted for by NIE Networks.

NIE Networks provided further information to support the justification for their proposed asset replacement volume in RP7 and is considered credible.

On unit costs, the high costs incurred in the ABB supply purchase order February 2022 are not accepted as reflecting the RP7 unit costs.

GHD conclude that the two units in line with the NIE Networks submission are accepted. However, we recommend allowed RP7 costs are based on unit costs as per RP5-RP6 long term rate (actual costs), taking into account the lack of clarity on the RP6 installation costs.

9.2.3.2 T15e – 22kV Reactors Install only

The volume of two reactors to be installed and covered above in T15d is recommend for RP7.

The forecast installation costs of NIE Networks for T15e are based on forecast costs taking into account forecast price increases on the D5 mechanism outturn costs for the replacement of shunt reactor T3 at Tandragee which shows a high cost for installation, but only following the exclusion of the reactor purchase cost of £484k from the total cost of £802k (resulting in a unit reactor install cost of £318k).

GHD conclude that the estimated unit rates for installation of the reactors are not sufficiently demonstrated and the justification for a >100% increase in installation costs from RP5 to RP7 is not provided.

Therefore, we recommend that the unit cost for reactor installation be reduced to £231k, representing the mid-point-between the RP5 figure of £154k and the NIE Networks requested figure of £318k.

9.2.4 T16 - Transmission Transformer Refurbishment

9.2.4.1 T16a - Refurbish/Replace 275kV Bushing

Periodic Tan δ measurements are the established approach to monitor and assess transformer bushing condition.

Failure to address bushings which are deteriorating can lead to catastrophic transformer failures, the extent and disruption to network security caused, being disproportionately high compared to the cost of an individual bushing. NIE Networks suffered a catastrophic 275/110 kV transformer fire in 1997, triggered by a bushing failure.

Each 275/110kV transformer has three 275 kV bushings, therefore there are 54 on the NIE Networks system.

Based on Tan δ measurements, replacement of six 275kV bushings in RP7 associated with GE 240MVA transformers where degradation has been found in maintenance testing is proposed by NIE Networks and this plan is supported by GHD.

Unit costs for bushing replacements are based on RP6 values and on this basis we recommend RP7 DD allowances consistent with the NIE Networks submission.

9.2.4.2 T16b - 275kV Plant Painting

Painting is proposed to renew existing environmental coatings to protect the main tank ancillaries from corrosion where degradation has been observed during routine inspections.

A painting programme was re-commenced in RP6 to renew the protective paint coatings on four 275/110 kV transformers based on condition assessment. Such a requirement is consistent with OEM and industry expectations that initial paint coatings will require renewal every ten years.

Unit costs are consistent with RP6 rates and on this and the above basis we recommend RP7 DD allowances consistent with the NIE Networks submission.

9.2.4.3 T16d - Refurbish 275kV TX tap changer

Tap changers, particularly older units without vacuum interrupters, are predominantly mechanical devices, undergoing frequent operations whilst performing an electrical duty. This combination of operational stresses leads to a pre-determined maintenance / refurbishment activity based on elapsed time and number of operations.

Four out of the Maschinenfabrik Reinhausen (MR) tap changers fitted to 8 of the 275/110kV transformers are greater than 15 years old and therefore require detailed maintenance/inspection and refurbishment.

The required work involves removal of the four tap changer diverter switches on the specific transformers. The work requires completion under the supervision of an MR site technician to ensure the appropriate work is carried out, any other issues are identified, and the work is also completed correctly.

Given the age of the tap changers, the basis for the need is accepted and given the unit cost is based on RP6 values, we recommend RP7 DD allowances consistent with the NIE Networks submission.

9.2.4.4 T16f - Replace 110kV Bushing

Periodic Tan δ measurements are the established approach to monitor and assess transformer bushing condition.

Failure to address bushings which are deteriorating can lead to catastrophic transformer failures, the extent and disruption to network security caused, being disproportionately high compared to the cost of an individual bushing. NIE Networks suffered a catastrophic 275/110 kV transformer fire in 1997, triggered by a bushing failure.

Each 110/33 kV transformer has three 110 kV bushings, therefore there are 237 on the NIE Networks system.

Based on Tan δ measurements, replacement of six 110kV bushings in RP7 is proposed by NIE Networks associated with GE 90MVA transformers where degradation has been found in maintenance testing and this plan is supported by GHD.

Unit costs are based on RP6 actuals and we recommend RP7 volumes and costs as per NIE Networks submission.

9.2.4.5 T16g - 110kV Plant Painting

Painting is proposed to renew existing environmental coatings to protect the main tank ancillaries from corrosion where degradation has been observed during routine inspections.

A painting programme was re-commenced in RP6 to renew/ the protective paint coatings based on condition assessment. Such a requirement is consistent with OEM and industry expectations that initial paint coatings will require renewal every ten years.

Unit costs are consistent with RP6 rates and on this and the above basis the NIE Networks RP7 proposed approach is accepted.

It is our understanding that proposed RP7 rates are based on a supplier Best and Final Offer (BAFO) of £11.9k whilst the unit rate for RP6 was only £5.4k. Based on a frequency of painting of 10 years and the population profile (79 with 8 replacements during RP7) the repainting of 21 units during RP7 is not supported and we also recommend the proposed unit cost for RP7 should be based on the mid-point between RP6 and RP7 values = £8.6k, giving a recommended allowance for 15 units of £129k.

9.2.4.6 T16i - Refurbish 110kV TX tap changer

Tap changers, particularly older units without vacuum interrupters, are predominantly mechanical devices, undergoing frequent operations whilst performing an electrical duty. This combination of operational stresses leads to a pre-determined maintenance/refurbishment activity based on elapsed time and number of operations.

The MR tap changers fitted to 22 of the 110/33 kV transformers up until 05/2014 have been identified with a type defect following inspections by MR after the Newry Main failure. The OEM has issued a bulletin highlighting the defect, which recommends urgent modification of all affected units to minimise the probability of failure. The modifications involve replacement of the diverter contacts and associated flexible leads.

Therefore, the RP7 plan is to refurbish 22 110 kV tap changer units across the transformer population at a total cost of £487.4k.

On the basis of the information presented GHD recommend the acceptance of the RP7 plan to refurbish 22 of the 110 kV tap changers at the RP6 based allowance of a unit cost of £22.2k.

9.2.4.7 T16k - Replace 110kV Cooler Controls

Seven cooler control systems have been highlighted due to their poor condition due to wiring faults, switch and contactor failures and number of defective units require refurbishment. Poor internal wiring will be replaced together with switches, contactors and other suspect components.

Contractor quotations identify the cost and scope of the works.

We recommend allowances are provided for RP7 consistent with the NIE Networks costs and volume submission.

9.2.4.8 T16l - Replace PST Tap Changer Control Unit

The PST tap changer control systems at Enniskillen and Strabane were installed in 2001 and require replacement following ongoing maloperation issues.

Repairs and software modifications during RP6 have been unsuccessful in resolving the issues and NIE Networks conclude that during RP7 these two units should be replaced. The original OEM is no longer in business which will require additional control system and software design.

Supplier quotations have been received, and on this basis, we recommend the NIE Networks proposed RP7 submission of £200k is allowed.

9.2.4.9 T16m - Replace 275kV Cooler Controls

Four cooler controls systems have been highlighted due to their poor condition due to wiring faults, switch and contactor failures and number of defective units require refurbishment to ensure the ongoing reliable operation of Winding Temperature Indicators (WTI), pumps and fans. Poor internal wiring will be replaced together with switches, contactors and other suspect components.

Contractor quotations identify the cost and scope of the works.

We recommend the volume of four refurbishments/replacements is allowed along with the total RP7 cost of £14.5k.

9.2.5 T701 - Strategic Spares

NIE Networks identify that the RP7 programme highlights the need to purchase strategic spares to manage ongoing risks associated with equipment failures and minimise return to service times, whilst at the same time there is a trend towards longer delivery times for all transmission equipment and services.

Strategic spares are focused on three areas:

9.2.5.1 T701a - Grid Transformer

There are currently no spare 275/110kV transformers compared to a network population of 18.

GHD supports the need for a spare 275/110kV transformer that is proposed by NIE Networks, particularly given the likely 30+ month delivery time for a new unit.

The requested RP7 cost is aligned with T13a and we recommend it is allowed.

9.2.5.2 T701b - Main Transformer

Whilst there are currently two spare 110/33 kV transformers available as spares compared to a population of 79, these do not align with the current 90 MVA capacity required.

GHD supports the need for two spare 110/33 kV transformers that are proposed by NIE Networks, particularly given the likely >24 month delivery time for a new unit.

The requested RP7 cost is aligned with T14a and we recommend it is allowed.

9.2.5.3 T701c - Grid Plant

A need for transmission spares (excluding transformers) has been identified by NIE Networks based on an assessment range of transmission asset population, spares available, anticipated deliveries and equipment supply lead times. This analysis is presented in EJP 2.501 and is extracted below as Figure 9.

Based on this review, a range of transmission spares have been identified and included in NIE Networks RP7 plan. These are listed in EJP 2.501 Table 4 and is extracted below as Figure 10.

Equipment	Voltage kV	No. on Network	Spare(s) available	Delivery time (months)	Risk (RAG)	Comments
Transformer	110/33	78	2x 60 MVA	24		Two 90MVA spares required as higher capacity units now in use.
CT	275	321	3	6+		Three unique core ratio units for Kilroot Grid. Six standard core ratio network spares required.
CT	110	504	0	6+		Six units required with additional core ratios.
CVT	275	157	0	6+		Three units required.
CVT	110	477	0	6+		Three units required.
Wound VT	22	3	0	6+		Three units required.
Circuit Breaker	275	70	1	12+		One unit required.
Circuit Breaker	110	215	1	12+		Three units required.
*Disconnectors	275	218	0	8		Two RCP and Two Pantograph units required.
*Disconnectors	110	659	0	8		Two RCP and Two Pantograph units required.
Wall Bushing	275	30	1	18		Two units required to make up a full set in case of one failing catastrophically.
Current Transformer	22	24	1	6+		One available and Two additional desired.
OPGW conductor	Comms	TBC	0	6+		To be held in stock
OPPC Lynx conductor	Comms	TBC	0	6+		To be held in stock
OPPC Upas conductor	Comms	TBC	0	6+		To be held in stock
ADSS conductor	Comms	TBC	0	6+		To be held in stock
2000mm ² Cu cable	275	2 CCTs	0	6+		To be held in stock to replace 3 in ² at CPS
Straight thru Joints	275	2	0	6+		To be held in stock
Terminations Joints	275	12	0	6+		To be held in stock
1000mm ² Al cable	110	52 CCTs	0	6+		To be held in stock
2000mm ² Al cable	110	17 CCTS	0	6+		To be held in stock
Various Protection Relays	275/110	TBC	TBC	9 - 12		To be held in stock
Shunt reactor	22	8 to increase to 11	0	18		Sufficient coverage from current Asset replacement and D5 programmes.

TABLE 1 - TRANSMISSION EQUIPMENT REVIEW

Figure 9 Table 1 extract from EJP 2.501 Transmission Equipment Review

Sub Cat	Equipment	Contract No.	No.	Unit Cost	Total Cost (£)
T701c	275 kV Current Transformers	C347	6	12,950	77,700
T701c	110 kV Current Transformers	C355	6	9,771	58,626
T701c	275 kV Capacitive Voltage Transformers	C362	3	11,150	33,450
T701c	110 kV Capacitive Voltage Transformers	C354	3	10,150	30,450
T701c	22 kV Wound Voltage Transformer	C362	3	4,350	13,050
T701c	275 kV Circuit Breakers	C364	1	105,294	105,294
T701c	110 kV Circuit Breakers	C359	3	35,000	105,000
T701c	275 kV Wall Bushing	TBC	2	26,000	52,000
T701c	275 kV Disconnectors (RCP ⁵)	C363	2	28,335	56,670
T701c	110 kV Disconnectors (RCP)	C356	2	14,187	28,374
T701c	275 kV Disconnectors (Pantograph)	C363	2	19,380	38,760
T701c	110 kV Disconnectors (Pantograph)	C356	2	11,684	23,368
Total:					622,742

TABLE 3 - T701c – TRANSMISSION PLANT COSTS

Figure 10 NIE Networks requested spares based on EJP 2.501 analysis

GHD concurs that the unit costs are consistent with RP6 costs and that the volumes of spares to be procured are fully necessary to help secure the ongoing safety and reliability of the transmission system. We therefore recommend the RP7 DD allowances, consistent with the NIE Networks submission.

9.3 NIE Networks' Response to the DD

9.3.1 T13 - 275/110kV Transformer Replacement

9.3.1.1 T13f - Replace associated cable

In response to the conclusion in the draft determination that no justification was provided for the replacement cable costs in T13f (and recommendation that the T20 category costs should be used), NIE Networks has made a number of points:

- Costs to replace a cable within a substation are higher than outside of a substation (where the T20 costs are derived);
- Cable ratings are higher within a substation;
- Additional protection of cables is required within a substation; and
- More oil stop joints are required within a substation.

NIE Networks has provided an updated version of Annex 4.20, which is a spreadsheet with the build up of costs associated with cable installations on a per km basis.

9.3.2 T14 - 110/33kV Transformers Replacement

9.3.2.1 T14c - Replace associated cable

Similar to T13f, in response to the conclusion in the draft determination that no justification was provided for the replacement cable costs in T14c (and recommendation that the T20 category costs should be used), NIE Networks has made a number of points:

- Costs to replace a cable within a substation are higher than outside of a substation (where the T20 costs are derived)
- Cable ratings are higher within a substation
- Additional protection of cables is required within a substation

- More oil stop joints are required within a substation

NIE Networks has provided an updated version of Annex 4.20, which is a spreadsheet with the build up of costs associated with cable installations on a per km basis.

Regarding troughs, NIE Networks advised that at the Banbridge Main site the transformers are to be moved from the current location within the substation to facilitate the onsite constraints. Therefore, while it is true there is old troughing already onsite, there is still additional troughing required to the new transformer positions. It should be noted that trough requirements have only been included for this site.

9.4 GHD FD Analysis

9.4.1 T13 - 275/110kV Transformer Replacement – analysis of NIE Networks’ response to the DD

9.4.1.1 T13f - Replace associated cable

GHD accepts that the assumption that costs associated with T13f could be related to those in T20 was made on the basis that NIE Networks did not provide any basis for the T13f costs.

NIE Networks has now provided arguments as to why the T13f costs are different from the T20 costs, as well as an updated supporting spreadsheet providing some basis for the costs used.

Based on the additional information provided, GHD recommends that the requested £1.867m is now fully allowed.

9.4.2 T14 - 110/33kV Transformers Replacement - analysis of NIE Networks’ response to the DD

9.4.2.1 T14c - Replace associated cable

Similar to T13f, GHD accepts that the assumption made that costs associated with T14c could be related to those in T20 was made on the basis that NIE Networks did not provide any basis for the T14c costs.

NIE Networks has now provided arguments as to why the T14c costs are different from the T20 costs, as well as an updated supporting spreadsheet providing some basis for the costs used. GHD agrees that it is reasonable to minimise outage times by installing transformers at different locations on site/

Based on the additional information provided, GHD recommends that the requested £1.532m is now fully allowed.

9.4.3 T14, T16 & T701 – review of application of unit costs

As for distribution secondary plant discussed in section 5.4.2, in addition to the review of new information submitted by NIE Networks, GHD undertook a review of the application of unit costs for these transmission plant categories at the request of the UR. Principally, this was requested to ensure that a consistent approach is adopted for use of unit costs based on actual outturn data provided, i.e. including actual cost and volume data received for the years up to and including 2022/23.

Table 57 presents details of the changes to the recommended unit costs from the DD to the FD, following our review of the application of unit costs for the T14, T16 and T701 programmes.

Table 57 T14, T16 and T701 – FD review of unit costs

Sub-programme ID	DD recommended unit cost	FD recommended unit cost
T14a - Transformers (110/33 kV) Procure only	791,286 Corresponding to RP7 request	762,204 Corresponding to long-term RP5-RP6 outturn costs, including 2022/23

Sub-programme ID	DD recommended unit cost	FD recommended unit cost
T16b - 275kV Plant Painting	19,658 Corresponding to RP7 request	10,949 Corresponding to RP6 outturn costs, including 2022/23
T701b - Main Transformer	791,286 Spares - same as T14a	762,204 Spares - same as T14a

9.5 GHD FD recommendation

Based on the above sections, the recommended RP7 FD allowances and volumes for each sub-programme are presented in Table 58.

Table 58 Transmission Plant: Transformers, Reactors & Strategic Spares – Recommendations summary

Sub-programme ID	Requested by NIE Networks		Recommended by GHD (DD)		Recommended by GHD (FD)	
	RP7 allowance (£k)	RP7 volume	RP7 allowance (£k)	RP7 volume	RP7 allowance (£k)	RP7 volume
T13 - 275/110kV Transformer Replacement Total	10,570		9,953		10,570	
T13a - Transformers (275/110kV) Procure only	6,626	3	6,626	3	6,626	3
T13c - Transformers (275/110 kV) Install only	2,077	3	2,077	3	2,077	3
T13f - Replace associated cable	1,867	-	1,250	-	1,867	-
T14 - 110/33kV Transformers Replacement Total	9,073		8,640		8,898	
T14a - Transformers (110/33 kV) Procure only	4,748	6	4,748	6	4,573	6
T14b - Transformers (110/33 kV) Install only	2,181	6	2,181	6	2,181	6
T14c - Replace associated cable	1,532	-	1,100	-	1,532	-
T14d - Replace Earthing Transformer	265	4	265	4	265	4
T14e - Replace Transformer Cooler	347	4	347	4	347	4
T15 - 22kV Reactor Replacement Total	2,087		1,570		1,570	
T15a - 22kV Reactors Procure only	1,451	2	1,108	2	1,108	2
T15e - 22kV Reactors Install only	636	2	462	2	462	2
T16 - Transmission Transformer Refurbishment Total	1,416		1,296		1,261	
T16a - Refurbish/Replace 275kV Bushing	213	6	213	6	213	6
T16b - 275kV Plant Painting	79	4	79	4	44	4
T16d - Refurbish 275kV TX tap changer	80	4	80	4	80	4
T16f - Replace 110kV Bushing	75	6	75	6	75	6
T16g - 110kV Plant Painting	249	21	129	15	129	15
T16i - Refurbish 110kV TX tap changer	487	22	487	22	487	22
T16k - Replace 110kV Cooler Controls	19	7	19	7	19	7
T16l - Replace PST Tap Changer Control Unit	200	2	200	2	200	2

Sub-programme ID	Requested by NIE Networks		Recommended by GHD (DD)		Recommended by GHD (FD)	
	RP7 allowance (£k)	RP7 volume	RP7 allowance (£k)	RP7 volume	RP7 allowance (£k)	RP7 volume
T16m - Replace 275kV Cooler Controls	15	4	15	4	15	4
T701 - Strategic Spares Total	4,414		4,414		4,356	
T701a - Grid Transformer	2,209	-	2,209	-	2,209	-
T701b - Main Transformer	1,583	-	1,583	-	1,524	-
T701c - Grid Plant	623	-	623	-	623	-
Total	27,560		25,874		26,656	

10. Review of RP7 capex requirements - WP3: Transmission plant: Protection

10.1 RP7 requested allowance

NIE Networks proposed investment for the RP7 period is itemised below in Table 59 for each of the sub-work programmes included within T602 programme. The table shows comparison of costs and volumes over the RP6 period relative to the RP7 period.

10.1.1 RP7 Costs and volumes

Table 59 Transmission Plant: Protection – NIE Networks investment proposal for RP7

Sub-programme ID	EJP ref	RP6 allowance		RP6 outturn		RP7 proposed	
		Costs £k	Volumes	Costs £k	Volumes	Costs £k	Volumes
T602 - Transmission Protection Total	-	3,492	111	4,473	84	5,697	173
T602e - Install 275kV Interbus Transformer Protection	EJP 2.401	315	5	653	4	70	1
T602h - Install 275kV Feeder Protection	EJP 2.401	1,597	22	2,006	20	902	8
T602j - Install 275kV Circuit Breaker Fail	EJP 2.401	170	23	293	7	395	48
T602k - Install 22kV Reactors	EJP 2.401	99	4	90	3	110	4
T602n - Install 110kV Transformer Protection	EJP 2.401	193	6	327	6	1,160	17
T602o - Install 110kV Distance Protection	EJP 2.401	266	8	363	8	725	16
T602p - Install 110kV Tap Change Control	EJP 2.401	74	6	104	4	363	14
T602r - Install 110kV Load Shedding (Relay Change Only and Minor Wiring)	EJP 2.401	26	7	22	7	83	26
T602t - Install 110kV Unit Protection	EJP 2.401	65	2	85	2	423	10
T602u - Install 110kV Intertripping	EJP 2.401	35	2	43	4	29	2
T602w - Load Shedding Panel	EJP 2.401	19	2	10	1	42	4
T602x - Install 275kV Grid Substation Monitors	EJP 1.703	400	15	318	11	60	2
T602y - Install 110kV Grid Substation Monitors	EJP 1.703	234	9	159	7	261	7
T602aa - Remove Protection	EJP 2.401	-	0	-	-	22	-
T602ad - Install 275kV Autoreclose	EJP 2.401	-	0	-	-	494	10
T602ae - Install 275kV Operational Intertripping	EJP 2.401	-	0	-	-	140	-
T602af - Install 110kV Bus coupler	EJP 2.401	-	0	-	-	64	2
T602ah - Install PST Protection	EJP 2.401	-	0	-	-	182	2
T602ai - 61850 Hardware Replacement	EJP 2.401	-	0	-	-	150	-
T602aj - Protection Studies	EJP 2.401	-	0	-	-	22	-

10.1.2 Rationale for investment

This programme of investment has been included in the RP7 submission to provide funding for NIE Networks to replace transmission protection systems on its network. NIE Networks has provided documents (EJPs, as referenced above in Table 59) for each of the sub-programmes, describing the assets and providing brief details of the condition and performance of the equipment, in support of the needs case for investment.

The proposed strategy for investment in RP7, as stated by NIE Networks, is summarised in Table 60 below for each of the sub-programmes.

Table 60 Transmission Plant: Protection – Investment strategy

Asset Category (Sub Work Programme)	EJP reference	Investment Strategy
T602e - Install 275kV Interbus Transformer Protection	EJP 2.401	<p>Continuation of programme to replace transmission protection systems, to reduce risks of failure which could result in widespread customer outage, equipment damage and potential safety incidents.</p> <p>A majority of these assets are now an electronic type, where maintenance and refurbishment of these assets is not an option due to insufficient spares and withdrawal of manufacturer support, when compared with the predecessor electromechanical types. The new electronic type of equipment also has a lesser lifespan, meaning more common intervention/replacement/retrofits are required.</p> <p>The programme started in RP6 and continuing in RP7, will address the highest risk protection assets as part of an optimized rolling plan, replacing assets which are obsolete, unsupported by the manufacturer and approaching end of life.</p> <p>Key drivers to maintain a safe, reliable, and resilient network, facilitating net zero through a flexible and integrated energy system, and compliance with legislation.</p>
T602h - Install 275kV Feeder Protection		
T602j - Install 275kV Circuit Breaker Fail		
T602k - Install 22kV Reactors		
T602n - Install 110kV Transformer Protection		
T602o - Install 110kV Distance Protection		
T602p - Install 110kV Tap Change Control		
T602r - Install 110kV Load Shedding (Relay Change Only and Minor Wiring)		
T602t - Install 110kV Unit Protection		
T602u - Install 110kV Intertripping		
T602w - Load Shedding Panel		
T602aa - Remove Protection		
T602ad - Install 275kV Autoreclose		
T602ae - Install 275kV Operational Intertripping		
T602af - Install 110kV Bus coupler		
T602ah - Install PST Protection		
T602ai - 61850 Hardware Replacement	EJP 1.703	<p>This EJP covers both distribution substation monitors and transmission substation monitors (transmission monitors are captured here and distribution monitors are captured separately in section 6).</p> <p>NIE Networks state that the main driver for investment is “maintaining a safe, reliable and resilient network”. However, the main body of the EJP states that the drivers are to remove and replace “obsolete, age expired and faulty equipment” and to improve the levels of substation monitoring (including power quality).</p>
T602aj - Protection Studies		
T602x - Install 275kV Grid Substation Monitors		
T602y - Install 110kV Grid Substation Monitors		

10.2 GHD DD analysis

10.2.1 Condition assessment analysis

The scoring methodology shown in Table 61 below was used by NIE Networks to assess the condition of protection assets, and has been developed from previous work in RP6, considering the following factors:

- Has the switchgear already been changed to more modern type?
- Is the protection no longer supported and greater than 20 years old?
- Is there availability of spares? and if not, does the protection relay fall into the 20-year period as opposed to the 25–30-year period where failures are anticipated.
- Are the relays outside of manufacturer support?
- Have there been notable increases in failures of the specific relay type?
- Relay types and DC voltage ranges for spares.

Table 61 Transmission Plant: Protection - Scoring methodology condition risk assessment

Condition	Description
1	<10 years old no physical defects, no electrical defects
2	>=10 years or with minor physical defect e.g. cracked plastic cover plate or known defect but repairable
3	Discontinues but manufacturer repairs available or front cover missing but no exposed parts or reset facility broken
4	Obsolete but 3 rd party repairs available or spares available or older than 20yrs electronic, or 35 years electromechanical
5	Obsolete – no spares nor repairs – older than 30yrs electronic or 45yrs electromechanical or known defect no repair.

Some relays in EJP 2.401 were given a score of 1, despite their description matching condition 5. Following a round of queries, NIE Networks confirmed that such relays are due to be replaced in the RP6 period but at the time of the submission they were either still in progress, or due to be completed before the end of the period. So were manually given a score of 1 to ensure that they did not affect the overall population score and NIE Networks are expecting they will be completed before the commencement of RP7.

10.2.2 T602 - Transmission Protection

The commentary provided in EJP 2.401 is supported by the NIE Networks analysis and the demonstrated need for this programme of work is clear, therefore we recommend the associated costs and volumes for the majority of sub-programmes are allowed, consistent with the submission by NIE Networks.

10.2.2.1 T602e - Install 275kV Interbus Transformer Protection

Volumes and costs accepted as per NIE Networks submission.

10.2.2.2 T602h - Install 275kV Feeder Protection

Volumes as per NIE Networks submission. However, we recommend the proposed unit cost is adjusted as per RP5/RP6 outturn to 2023.

10.2.2.3 T602j - Install 275kV Circuit Breaker Fail

Volumes and costs accepted as per NIE Networks submission.

10.2.2.4 T602k - Install 22kV Reactors

Volumes and costs accepted as per NIE Networks submission.

10.2.2.5 T602n - Install 110kV Transformer Protection

Volumes and costs accepted as per NIE Networks submission.

10.2.2.6 T602o - Install 110kV Distance Protection

Volumes and costs accepted as per NIE Networks submission.

10.2.2.7 T602p - Install 110kV Tap Change Control

Volumes and costs accepted as per NIE Networks submission.

10.2.2.8 T602r - Install 110kV Load Shedding (Relay Change Only and Minor Wiring)

Volumes and costs accepted as per NIE Networks submission.

10.2.2.9 T602t - Install 110kV Unit Protection

Volumes and costs accepted as per NIE Networks submission.

10.2.2.10 T602u - Install 110kV Intertripping

Volumes as per NIE Networks submission. However, we recommend the proposed unit cost is adjusted as per RP5/RP6 outturn to 2023.

10.2.2.11 T602w - Load Shedding Panel

Volumes and costs accepted as per NIE Networks submission.

10.2.2.12 T602x - Install 275kV Grid Substation Monitors

Volumes and costs accepted as per NIE Networks submission.

10.2.2.13 T602y - Install 110kV Grid Substation Monitors

Volumes and costs accepted as per NIE Networks submission.

10.2.2.14 T602aa - Remove Protection

Lump sum cost accepted as per NIE Networks submission.

10.2.2.15 T602ad - Install 275kV Autoreclose

Volumes and costs accepted as per NIE Networks submission.

10.2.2.16 T602ae - Install 275kV Operational Intertripping

Lump sum cost accepted as per NIE Networks submission.

10.2.2.17 T602af - Install 110kV Bus coupler

Volumes and costs accepted as per NIE Networks submission.

10.2.2.18 T602ah - Install PST Protection

Volumes and costs accepted as per NIE Networks submission.

10.2.2.19 T602ai - 61850 Hardware Replacement

The requested allowance of a lump sum for hardware replacement is not supported by the narrative in EJP 2.401 to address obsolescence in the protection systems on the transmission network. There is no justification of the relevance to requested lump sum which is categorised in this sub-programme, nor any detail as to what this

subprogramme will cover, at which sites and for what purpose. Therefore, we recommend the requested allowance is disallowed.

10.2.2.20 T602aj - Protection Studies

The requested allowance of a lump sum for protection studies is not supported by the narrative in EJP 2.401, to address obsolescence in the protection systems on the transmission network by replacing protection devices. A sub-programme of protection studies is not elaborated on in the EJP and no justification is provided for the proposed cost. There is no justification of the relevance to requested lump sum which is categorised in this sub-programme, at which sites and for what purpose. Therefore, we recommend the requested allowance is disallowed.

10.2.3 RP6 v RP7 unit cost analysis

Across WP3 Transmission Plant: Protection there are limited opportunities to compare unit costs between RP6 and RP7 due to the significant number of sub-categories which don't appear in both RP6 and RP7. However, where unit costs can be compared, these are shown in Table 62.

Table 62 Transmission plant: Protection – unit cost assessment

Sub-programme ID	Actual outturn unit costs (£)			RP7 requested unit cost (£)	Unit cost movement (%)
	RP5	RP6 Including 22/23 ⁴³	RP6 Excluding 22/23 ⁴⁴		RP7 vs. RP6 Excluding 2023
T602e - Install 275kV Interbus Transformer Protection	-	445,795	428,884	70,437	-83.6%
T602h - Install 275kV Feeder Protection	-	102,119	142,596	112,690	-21.0%
T602n - Install 110kV Transformer Protection	-	70,189	68,251	68,250	-0.0%
T602o - Install 110kV Distance Protection	-	45,338	45,312	45,311	-0.0%
T602p - Install 110kV Tap Change Control	-	25,960	25,960	25,960	-0.0%
T602r - Install 110kV Load Shedding (Relay Change Only and Minor Wiring)	-	3,180	1,857	3,174	70.9%
T602t - Install 110kV Unit Protection	-	42,325	42,325	42,325	-0.0%
T602u - Install 110kV Intertripping	-	10,787	14,485	14,485	0.0%
T602x - Install 275kV Grid Substation Monitors	-	54,219	54,219	29,754	-45.1%
T602y - Install 110kV Grid Substation Monitors	-	28,895	28,895	37,270	29.0%

From the above, it is evident that in most cases the proposed RP7 unit costs are either lower than or consistent with the equivalent RP6 unit costs and are deemed reasonable. In the cases of T602H and T602U where this is not the case, we propose to use the RP6 outturn unit cost, including 2022/23.

⁴³ RP6 unit cost assessment is based on RP6 outturn costs and volumes reported by NIE Networks up to end March 2023 only - no forecast costs or volumes are included in our assessment of RP6 costs

⁴⁴ Outturn data for 2022/23 included a number of outliers due to work-in-progress (WIP) skewing the observed unit cost in the period. We have therefore analysed RP6 outturn unit costs with 22/23 costs included but also excluded to inform our recommended cost allowances.

10.3 NIE Networks' Response to the DD

10.3.1 T602 - Transmission Protection

10.3.1.1 T602ai - 61850 Hardware Replacement

NIE Networks requested a lump sum allowance of £150k for 61850 hardware replacement and acknowledged that this was recommended to be rejected on the basis of no justification being provided.

NIE Networks has now provided justification for the allowance.

10.3.1.2 T602aj - Protection Studies

NIE Networks requested a lump sum allowance of £22k for protection studies and acknowledged that this was recommended to be rejected on the basis of no justification being provided.

NIE Networks has now provided justification for the allowance.

10.4 GHD FD Analysis

10.4.1 T602 - Transmission Protection - analysis of NIE Networks' response to the DD

10.4.1.1 T602ai - 61850 Hardware Replacement

NIE Networks has now provided a justification for the replacement of the IEC 61850 hardware, despite it only being eight years old. A detailed costing breakdown has also been provided which includes hardware and labour costs to a total of £149,995. GHD notes that some of the items listed (e.g. CISCO 2900 router) are discontinued, but anticipates that these will be substituted by more recent designs.

On the basis of the detailed justification and cost breakdown now provided, GHD now recommends that the full T620ai allowance of £150k is included in the FD.

10.4.1.2 T602aj - Protection Studies

NIE Networks has now provided an explanation for the protection studies to re-assess the transmission line characteristics of 20 power line carrier circuits on the 275 kV network. Further background is provided regarding the potential implications of inappropriate line characteristics being used.

A detailed costing breakdown has also been provided, which includes test and technical engineer labour costs to a total of £22,229.

On the basis of the detailed justification and cost breakdown now provided, GHD now recommends that the full T620aj allowance of £22k is included in the FD.

10.4.2 T602 - Transmission Protection – review of application of unit costs

As for transmission plant discussed in section 9.4.3, in addition to the review of new information submitted by NIE Networks, GHD undertook a review of the application of unit costs for these transmission plant categories at the request of the UR. Principally, this was requested to ensure that a consistent approach is adopted for use of unit costs based on actual outturn data provided, i.e. including actual cost and volume data received for the years up to and including 2022/23.

The changes to the recommended unit costs from the DD to the FD, following our review of the consistent application of unit costs for the T602 programme, are as follows:

- T602y - Install 110kV Grid Substation Monitors:

- DD recommended unit cost – £37,270 (corresponding to RP7 request); and
- FD recommended unit cost – £28,895 (corresponding to RP6 outturn, including 2022/23).

10.5 GHD FD recommendation

Based on the above sections, the recommended RP7 FD allowances and volumes for each sub-programme are presented in Table 63.

Table 63 Transmission Plant: Protection – Recommendations summary

Sub-programme ID	Requested by NIE Networks		Recommended by GHD (DD)		Recommended by GHD (FD)	
	RP7 allowance (£k)	RP7 volume	RP7 allowance (£k)	RP7 volume	RP7 allowance (£k)	RP7 volume
T602 - Transmission Protection Total	5,697		5,433		5,547	
T602e - Install 275kV Interbus Transformer Protection	70	1	70	1	70	1
T602h - Install 275kV Feeder Protection	902	8	817	8	817	8
T602j - Install 275kV Circuit Breaker Fail	395	48	395	48	395	48
T602k - Install 22kV Reactors	110	4	110	4	110	4
T602n - Install 110kV Transformer Protection	1,160	17	1,160	17	1,160	17
T602o - Install 110kV Distance Protection	725	16	725	16	725	16
T602p - Install 110kV Tap Change Control	363	14	363	14	363	14
T602r - Install 110kV Load Shedding (Relay Change Only and Minor Wiring)	83	26	83	26	83	26
T602t - Install 110kV Unit Protection	423	10	423	10	423	10
T602u - Install 110kV Intertripping	29	2	22	2	22	2
T602w - Load Shedding Panel	42	4	42	4	42	4
T602x - Install 275kV Grid Substation Monitors	60	2	60	2	60	2
T602y - Install 110kV Grid Substation Monitors	261	7	261	7	202	7
T602aa - Remove Protection	22	-	22	-	22	-
T602ad - Install 275kV Autoreclose	494	10	494	10	494	10
T602ae - Install 275kV Operational Intertripping	140	-	140	-	140	-
T602af - Install 110kV Buscoupler	64	2	64	2	64	2
T602ah - Install PST Protection	182	2	182	2	182	2
T602ai - 61850 Hardware Replacement	150	-	-	-	150	-
T602aj - Protection Studies	22	-	-	-	22	-

11. Review of RP7 capex requirements - WP4: Transmission overhead lines

This section presents details of our analysis of the expenditure proposals for transmission overhead lines, comprising two sections 275kV and 110kV. The 275kV network comprising of support towers, conductors and conductor spacers, earth wire and earth wire fittings, suspension and tension insulators and fittings, colour plates, number plates, anti-climbing devices (ACDs) and foundations. The 110kV network comprising of steel towers, wood poles, conductors, suspension and tension insulators, fittings, dampers, ID and safety plates, foundations, muffs, and ACDs.

11.1 RP7 requested allowance

NIE Networks' proposed investment for the RP7 period is itemised below in Table 64 for each of the sub-work programmes included within T17 and T19 programmes. The table shows comparison of costs and volumes over the RP6 period relative to the RP7 period.

11.1.1 Costs and Volumes

Table 64 Transmission Overhead Lines - NIE Networks investment proposal for RP7

Sub-programme ID	RP6 allowance		RP6 outturn		RP7 proposed	
	Costs £k	Volumes	Costs £k	Volumes	Costs £k	Volumes ⁴⁵
T17 - 275kV Overhead Line Asset Replacement	4,857	1,771	5,606	1,984	18,696	3,223 / 2696
T17d - Tower Painting	3,173	619	4,000	599	2,541	360
T17e - Replace Colour and Number Plates	216	358	198	358	160	300 / 266
T17f - Foundation assessment	497	165	506	165	573	208
T17g - Condition assessment	229	0	208	0	198	310
T17j - Muff Repair	527	272	509	505	139	131
T17k - Trolley Inspections	214	357	184	357	407	740 / 495
T17m - 275kV Remedial	0	0	0	0	398	-
T17n - 275kV Steel Work Replacement	0	0	0	0	100	-
T17q - 275kV Damper Replacements	0	0	0	0	37	122
T17r - 275kV Undercrossings	0	0	0	0	396	33
T17s - 275kV Tower Replacement	0	0	0	0	6,400	8
T17t - 275kV Muff Painting	0	0	0	0	214	272
T17v - 275kV Fittings	0	0	0	0	102	152
T17x - 275kV Foundation Repair	0	0	0	0	5,560	48
T17y - 275kV Tower Security	0	0	0	0	608 / 547 ⁴⁶	214 / - ⁴⁷
T17z - 275kV Conductor Sampling	0	0	0	0	37	25
T17aa - 275kV Stepbolt	0	0	0	0	826	300 / 266

⁴⁵ Initial submission value shown first in black, followed by the revised submission (submitted as part of the DD query process) in red. Ref: UR-0082, UR-0084 & UR-0085 - 110kV Transmission OHL Volume Build Up.pdf; UR-0070 & 0074 - 275kV Transmission OHL Volume Build Up.pdf. T17y revised to a Lump Sum.

⁴⁶ Revised submission provided as part of the DD query process Ref: UR-0343 - 275kV Overhead Lines - Volume Build-up.pdf

⁴⁷ Revised to a lump sum Ref: UR-0070 & 0074 - 275kV Transmission OHL Volume Build Up.pdf.

Sub-programme ID	RP6 allowance		RP6 outturn		RP7 proposed	
	Costs £k	Volumes	Costs £k	Volumes	Costs £k	Volumes ⁴⁵
T19 - 110kV Overhead Line Asset Replacement	7,924	2,876	8,604	2,907	18,204	4,644 / 4736
T19a - Replace conductor	852	30	677	22	4,046	136
T19b - 110kV Replace Suspension Insulator	0	0	0	0	757	376 / 378
T19c - 110kV Replace Tension Insulator	0	0	0	0	980	92
T19e - Tower Painting	1,728	892	2,251	864	1,483	525
T19f - Replace wood poles	3,778	1170	4,501	1,194	1,531	370
T19g - Replace colour and number plates	167	273	178	313	56	97 / 74
T19g1 - 110kV Replace colour and number plates	0	0	-	-	28	95 / 85
T19h - Foundation assessment	633	208	558	208	1,150	389
T19i - Condition assessment	181	0	240	-	333	487
T19n - Muff repairs	585	303	199	307	195	183
T19p - 110kV Remedial	0	0	0	0	350	0
T19r - 110kV Tower Replacement (Single)	0	0	0	0	1,400	0
T19t - 110kV Muff Painting	0	0	0	0	299	380
T19v - 110kV Tower Painting (single)	0	0	0	0	460	326
T19y - 110kV Damper Replacements	0	0	0	0	54	180
T19z - 110kV Foundation Repair	0	0	0	0	2,526	19
T19aa - 110kV Steel Work Replacement	0	0	0	0	100	0
T19ab - 110kV Tower Security	0	0	0	0	1,176	460
T19ac - 110kV Conductor Sampling	0	0	0	0	102	70
T19ad - 110kV Step bolts (Single)	0	0	0	0	94	107 / 120
T19af - Castlereagh - Rathgael ADSS recovery	0	0	0	0	108	67
T19ag - 110kV LV Undercrossings	0	0	0	0	156	13
T19ah - 110kV Clearances	0	0	0	0	500	0
T19ai - 110kV Step bolts (Double)	0	0	0	0	264	150 / 187
T19aj - 110kv Replace Fittings	0	0	0	0	54	122 / 195
Total	12,781	4,647	14,210	4,892	36,901	7,867 / 7432

The following initial observations are made in relation to the NIE Networks RP7 investment plan associated with transmission OHL:

- RP7 capex of £36.9m is 160% higher than outturn / forecast RP6 capex of £14.2m;
- Noting the differing price control periods (RP6+Ext = 7.5 years; RP7 = 6 years), the normalised difference in RP7 costs relative to RP6+Ext costs for these sub work programmes is an increase of more than 200%;
- In relation to 275kV investments, the majority of costs incurred during the RP6 period relate to tower painting. It is evident this will continue into RP7 but at a lower magnitude, with significant new investment proposed for 275kV tower replacement and foundation repairs. These three sub-work programmes account for £14.5m in RP7 (78% of the total proposed by NIE Networks).
- Similarly for 110kV investments, the majority of costs incurred during the RP6 period relate to tower painting and wood pole replacement. Whilst both of these sub-programmes also continue with reduced investment in

RP7, NIE Networks also proposes significant investment on conductor replacement, tower replacement and tower foundation repairs, accounting for a further £8m of RP7 investment.

11.1.2 Rationale for Investment

This programme of investment has been included in the RP7 submission to provide funding for NIE Networks to inspect, maintain and undertake remedial and replacement works. NIE Networks has provided documents (EJPs, as referenced below in Table 65 for each of the sub-programmes Table 64, describing the assets and providing brief details of the condition and performance of the equipment, in support of the needs case for investment.

The proposed strategy for investment in RP7, as stated by NIE Networks, is also summarised in Table 65 below for each of the sub-programmes.

Table 65 Transmission Overhead Lines - Investment strategy

Asset Category (Sub Work Programme)	EJP reference	Investment strategy
T17d - Tower Painting	EJP 2.301	<p>The strategy is set out to address 275kV transmission overhead line assets in poor condition, which introduce greater risks of failure and customer complaints, and to address statutory clearance infringements detected by Light Detection and Ranging (LiDAR) surveys.</p> <p>Three circuits have been selected for bespoke refurbishment based on recent Cyberhawk drone surveys; The proposed works include insulator replacement where necessary, step bolt replacement, colour and number plates, safety signs, tower painting, ACD repair, fittings and damper replacement.</p> <p>The RP7 strategy also covers the continuation of rolling programmes from RP6 with proposed volumes at the same or increased run rates, such as tower painting, muff repair and painting.</p> <p>This targeted work includes steelwork replacement, tower replacements of damaged towers and to alleviate clearance issues, removal of LV crossings under 275kV lines and conductor sampling.</p> <p>Also proposed are additional work programmes detailing remedial works and ad hoc replacement of defective assets on the 275kV network.</p>
T17e - Replace Colour and Number Plates		
T17f - Foundation assessment		
T17g - Condition assessment		
T17j - Muff Repair		
T17k - Trolley Inspections		
T17m - 275kV Remedial		
T17n - 275kV Steel Work Replacement		
T17q - 275kV Damper Replacements		
T17r - 275kV Undercrossings		
T17s - 275kV Tower Replacement		
T17t - 275kV Muff Painting		
T17v - 275kV Fittings		
T17x - 275kV Foundation Repair		
T17y - 275kV Tower Security		
T17z - 275kV Conductor Sampling		
T17aa - 275kV Stepbolt		
T19a - Replace conductor	EJP 2.302	<p>The strategy is set out to replace 110kV transmission overhead line assets based on condition, known defects, design inadequacies, access issues and remaining life, rather than age.</p> <p>Split into four overarching programmes of work:</p> <ul style="list-style-type: none"> – Circuit work based on RP6 Cyberhawk information, where circuit and component information was collected from foot and helicopter patrol and circuits identified for further assessment that have been prioritised and targeted refurbishment work identified. – Continuation of rolling programmes: replacement of wood poles, tower painting, muff painting, muff repair, foundation assessment and condition assessment. – Targeted work based on condition information from additional RP6 condition assessments. This includes steelwork replacement, pole raises and replacements to alleviate clearance issues, removal of LV crossings under 110kV lines, foundation repairs and conductor sampling.
T19b - 110kV Replace Suspension Insulator		
T19c - 110kV Replace Tension Insulator		
T19e - Tower Painting		
T19f - Replace wood poles		
T19g - Replace colour and number plates		
T19g1 - 110kV Replace colour and number plates		
T19h - Foundation assessment		
T19i - Condition assessment		
T19n - Muff repairs		
T19p - 110kV Remedial		
T19r - 110kV Tower Replacement (Single)		
T19t - 110kV Muff Painting		

Asset Category (Sub Work Programme)	EJP reference	Investment strategy
T19v - 110kV Tower Painting (single)		– Remedial work and tower security, key drivers being access to towers, and safety.
T19y - 110kV Damper Replacements		
T19z - 110kV Foundation Repair		
T19aa - 110kV Steel Work Replacement		
T19ab - 110kV Tower Security		
T19ac - 110kV Conductor Sampling		
T19ad - 110kV Step bolts (Single)		
T19af - Castlereaugh - Rathgael ADSS recovery		
T19ag - 110kV LV Undercrossings		
T19ah - 110kV Clearances		
T19ai - 110kV Step bolts (Double)		
T19aj - 110kv Replace Fittings		

11.2 GHD DD analysis

11.2.1 Run-rate comparison

The volume of asset replacement / refurbishment works proposed by NIE Networks during the RP7 period for each of the sub-programmes is presented above in Table 64. We have reviewed the proposed RP7 run rates and compared them against the NIE Networks RP6 run rates. To facilitate a more meaningful comparison, the assessment has been carried out on an average annual basis over RP6 (7.5 years) and RP7 (6 years), with the details summarised below in Table 66. Sub programmes that were not included in RP6 or do not have associated volumes identified have been excluded from the table.

Table 66 Comparison of RP7 v RP6

Sub-programme ID	RP6 Average Annual Run Rate	RP7 Average Annual Run Rate Initial submission / Revised submission	Difference in Run Rate (RP6 v RP7) (%) Initial submission / Revised submission
T17 - 275kV Overhead Line			
T17d - Tower Painting	79.9	60.0	-24.9%
T17e - Replace Colour and Number Plates	47.7	50.0 / 44.3	4.7% / -7.1%
T17f - Foundation assessment	22.0	34.7	57.6%
T17j - Muff Repair	67.3	21.8	-67.6%
T17k - Trolley Inspections	47.6	123.3 / 82.5	159.1% / 73.3%
T19 - 110kV Overhead Line			
T19a - Replace conductor	2.9	22.7	672.7%
T19e - Tower Painting	115.2	87.5	-24.0%
T19f - Replace wood poles	159.1	61.7	-61.2%
T19g - Replace colour and number plates	41.7	16.2 / 12.3	-61.1% / -66.2%
T19h - Foundation assessment	27.7	64.8	133.8%
T19n - Muff repairs	40.9	30.5	-25.5%

Following our assessment of run-rates, we make the following observations:

- Significant increases in run-rates are observed for a small number of asset categories, specifically 275 kV Trolley Inspections, 110 kV Foundation assessment and 110 kV and 275 kV Replace conductor.
 - The conductor replacements are particularly significant increases and are discussed further in the next section.
 - In preparing detailed breakdowns of the unit volumes at GHDs request, NIE Networks made volume changes to 8 sub-categories (out of 36 with volumes). The revised volumes are indicated in red within the above table with sub programme T17k reducing the % increase by 86%.
- There are a number of asset categories where NIE Networks is proposing a notable % reduction in replacement volumes in RP7; though the volume reductions are relatively small when compared to the largest increases more sub-categories report a decrease than report an increase.

The following sections provides comments on our analysis of NIE Networks' proposed replacement / refurbishment volumes.

11.2.2 Technical justification and options appraisal review

11.2.2.1 Quality of EJPs

11.2.2.2 Overview of condition assessment process

The OHL proposed works are largely driven by inspection and survey outputs which have been extrapolated to define the remedial works needs for the whole OHL population. This approach is generally reasonable.

The condition assessment regime developed appears to be generally robust and is proposed to be expanded on further in RP7.

While the regime utilises some strong assessment techniques and systems, such as the Cyberhawk system, LIDAR surveys, and conductor sample analysis there is no common or defined process for handling the source condition data. There are multiple spreadsheets and manual manipulation steps involved in preparing the EJP volumes from the source data which introduces significant risk of error.

11.2.2.3 Cyberhawk condition data

Cyberhawk condition assessments underpin or inform much of the condition-based works. In general Cyberhawk is a very good tool which notably retains significant data and photographs providing a resource to check condition classifications.

We note that NIE Networks has not challenged or calibrated the condition assessment thresholds (i.e. what constitutes the different levels of deterioration) but have instead chosen to use the Cyberhawk standard thresholds.

Transfer of data from Cyberhawk into the EJP volumes is via an export from Cyberhawk followed by significant manual collation and summation exercise.

GHD has carried out sample checks of the manual collation and summation and found:

- 110kV
 - Single circuit lines – 2 errors in 204 datapoints checked ($\approx 1\%$ error rate) or total net volume error 4/500 ($\approx 0.8\%$ error rate)
 - Double circuit lines – 2 errors in 120 datapoints checked ($\approx 1.7\%$ error rate) or total net volume error 4/500 ($\approx 0.7\%$ error rate)
- 275kV
 - 14 errors in 168 datapoints checked ($\approx 8.3\%$ error rate) or total net volume error 35/1185 ($\approx 3\%$ error rate)
- Manual processing of the Cyberhawk data appears to result in a number of errors.

GHD has not been able to consistently and accurately map the Cyberhawk condition data onto the EJP volumes.

It should be recognised that the Cyberhawk data processing records were provided late in the review process and as such GHD has not had the opportunity to seek clarification from NIE Networks but notes the following inconsistencies:

- 110kV
 - “Fittings” and “Earth wire fittings” do not consistently relate to the same Cyberhawk categories for dual circuit lines. In particular each may relate to either the “Earthwire” category or “Fittings” category and the reason for them swapping is not clear.
 - Earth Wire fittings are in different places assigned to T19p or T19y without obvious justification.
 - Earth Wire fittings in section 4.2.9 i.e. 67% does not appear to relate to the Cyberhawk data.
- 275kV
 - Muff repair figures in sections 4.2.1 and 4.2.2 do not align with the source spreadsheet provided (errors in the order of 20%).

Further to the above the volumes utilised for the EJP relating to the Cyberhawk data were queried by GHD resulting in NIE Networks identifying 6 x 110kV sub-categories and 3 x sub-categories which had volume errors⁴⁸.

GHD conclusion:

While the source data and condition monitoring regime are adequate and in places high quality there are multiple indications of errors in the handling of the data, inconsistencies in the application of the data in the EJP, and a number of volume errors identified by NIE Networks following query.

On the basis of the multiple incidents of confirmed or suspected errors identified in the calculated volumes, GHD does not have confidence in the accuracy of the final volumes. In view of this an allowance reduction of 10% has been applied to the sub-categories based on the Cyberhawk volume outputs, which GHD considers is commensurate with the potential residual error in the volumes and reasonable efficiency savings that can be achieved on the combined volumes represented. The affected sub-categories are as follows:

- T17e Note; volume error identified by NIE Networks when queried.
- T17m
- T17v
- T17y
- T17aa Note; volume error identified by NIE Networks when queried.
- T19b Note; volume error identified by NIE Networks when queried.
- T19c
- T19g Note; volume error identified by NIE Networks when queried.
- T19j / g1⁴⁹ Note; volume error identified by NIE Networks when queried.
- T19p
- T19ab Indirectly affected as it is based on T17y.
- T19ad Note; volume error identified by NIE Networks when queried.
- T19ai Note; volume error identified by NIE Networks when queried.
- T19aj Note; volume error identified by NIE Networks when queried.

11.2.2.4 Tower Painting T17d, T19e, T19v

Based on the continuation of a 15 year cycle for double circuit towers and beginning a 15 year cycle for single circuit towers (50% to be addressed in RP7).

No attempt has been made at a quantification of risk, consideration of a no painting option, or comparison of option costs in the initial EJPs.

⁴⁸ UR-0082, UR-0084 & UR-0085 - 110kV Transmission OHL Volume Build Up (1).pdf

⁴⁹ Note this sub-category is referred to as both J and g1 in the EJP but are understood to be the same.

Following request by GHD comparative cost for the options considered was provided^{50 51}.

GHD conclusion: We recommend the proposed RP7 investment is allowed.

11.2.2.5 Tower Replacement T17s, T19r

The case for the replacement of the towers has generally been made however, the justification has not been robustly presented in the EJPs. No attempt at quantification and comparison of risk or option costs was provided.

Following query^{52,53} enhanced descriptions of the options considered and justification for the proposed replacements has been provided. The justification for intervention is generally clear.

The detail provided on the options considered is variable and quantified comparison of risks has not been provided.

GHD conclusion:

The proposed works are reasonable and the needs case has been made however, the investment appraisal could have been significantly more robust and thorough.

We recommend RP7 investment is allowed on the basis that there is not a high probability that a more complete investment appraisal would affect the proposal.

11.2.2.6 Foundation Assessment T17f, T19h and Repair T17x, T19z

Foundation assessments are proposed to be increased (both for 110kV and 275kV) in frequency from 10% population to 20% per RP. This is based on a high incidence of defects identified in RP6, and that the current 10% run rate results in a 50-60 year cycle which is considered too long and represents an unreasonable level of risk.

A range of assessment frequencies have been considered however, no quantification of risk has been carried out and the initial EJPs contained no option cost comparisons. Cost comparison of the options has been provided following query^{54,55}.

GHD conclusion: We recommend NIE Networks' proposal to increase frequency to 20% per RP and resultant capex is allowed.

Foundation repair volumes are based on the actual % of assessments identifying a requirement for repairs in RP6.

- T17f 275kV. Section 4.3.4 for the EJP states 16% require some form of repair.
 - 16% has been corrected to 14%⁵⁶ by NIE Networks when details were requested.
- T19h 110kV.
 - 5% replacement rate which has been evidenced on request⁵⁷.

We note that despite being a large part of the cost increase in RP7 there was initially no section for Foundation Repairs in EJP 2.302 (110kV) with details provided in response to queries.

GHD conclusion: We recommend the proposed RP7 investment is allowed.

11.2.2.7 Replace Conductor T19a

T19a is the single highest cost sub-programme in T19 and is 588% of the cost in RP6.

Despite being a large part of the cost increase in RP7 there was initially no specific commentary section for Conductor Replacement within EJP 2.302 (110kV) with only vague references included and no optioneering or investment appraisal.

⁵⁰ UR-0081 110kV options.pdf

⁵¹ UR-0069 275kV options.pdf

⁵² UR-0071 & UR-0072 - 275kV Overhead Lines - Tower Replacement.pdf

⁵³ UR-0083 - 110kV Overhead Lines - Tower Replacement Justification.pdf

⁵⁴ UR-0081 110kV options.pdf

⁵⁵ UR-0069 275kV options.pdf

⁵⁶ UR-0073 - 275kV Overhead Lines - Foundation repair.pdf

⁵⁷ 110kV foundation assessments RP6.xlsx

Following query additional narrative has been provided⁵⁸ by NIE Networks and reviewed by GHD, with the following comments:

- The options considered are reasonable and consider the reconductoring in RP7, or to carry out the works in RP8.
- No quantification of risk has been carried out, and no argument is made on the technical risk of failure if the works are delayed until RP8. It is notable that there are three other circuits with the same residual life which have not been considered for replacement in RP7.
- Works in RP7 are considered on the basis they can co-inside with other refurbishment works to provide modest cost saving.
 - Efficiency cost savings are estimated based on assessments carried out for other circuits. There is no detail regarding the specifics of those works and as such there is no way to know if they are directly applicable. No detailed cost assessments have been carried out for the specific options presented.
 - Assuming the examples presented are applicable the potential saving is in the order of 4-12%. There is no evidence that consideration has been given to the financial benefit of delaying investment to maximise the current asset life.
- High level discussion has been provided regarding the difficulties of securing an outage during RP8 (no guarantee) and references to SONI TDPNI which NIE Networks assert will make getting outages harder.
- The deliverability of all 4 reconductoring projects in RP8 is generally questioned without providing any detailed discussion or assessment of the issues involved.

GHD conclusion:

The narrative presented is reasonable, however the specific options being considered have not been costed for comparison and there has been no attempt to quantify risk. Other apparently reasonable options such as carrying out more than one reconductoring project in RP7, or carrying out one of the other three projects (currently planned for RP8) in RP7 rather than the proposed project (for example both Tandragee - Pattersons Lake and Pattersons Lake - Lisburn A have been identified for refurbishment in RP7 and have a 10-15 year conductor residual life similar to the circuit proposed) has been discussed.

There is a reasonable argument that the scheduling of one circuit reconductoring into RP7 is the correct and prudent action however, the investment appraisal provided is not robust and does not provide confidence that the best value is being achieved.

Given the limitations in the investment appraisal, we do not consider it is appropriate to recommend allowances in full. We are not convinced that the replacement option chosen is the most efficient solution, although we do accept the general approach to schedule the conductor replacement works into RP7. We therefore recommend a 20% allowance reduction as we consider this reduced amount to be more efficient allowance based on the information presented for our review and reflects our lack of confidence in the robustness of the investment appraisal.

11.2.2.8 Tower Security T17y, T19ab

Limited optioneering has been presented^{59,60}. The only options presented are carrying out a full installation and Anti Climbing Device (ACD) replacement programme in RP7, or 25% of the works in RP7. The option to not carry out the works at all or for example, to limit it to only Danger of Death (DoD) sign installation, and as required ACD repairs has not been considered. No quantification of risk and costs has been carried out.

The optioneering suggests ACDs will only be remediated if they are in poor condition however, the volume and unit cost suggest the full 25% will be replaced in the RP7 period.

No evidence has been provided to support the effectiveness of installing the proposed additional 2 DOD signs per tower.

GHD conclusion:

- 110kV T19ab

⁵⁸ UR-0080 - 110kV Overhead Lines - Conductor Replacement.pdf

⁵⁹ UR-0081 110kV options.pdf

⁶⁰ UR-0069 275kV options.pdf

- Table 2 of EJP 2.302 indicates approximately 20% of ACDs are in a condition which requires remediation and as such the programme appears to include replacing ACDs in acceptable condition.
 - In view of the lack of robust optioneering and condition assessment data apparently pointing to a lower ACD replacement requirement, we recommend the allowance is reduced to reflect 370 ACD replacements (20% of population) and 460 DoD sign installations (25% population as per the request).
- 275kV T17y
- Table 2 of EJP 2.301 indicates approximately 34% of ACDs are in a condition which requires remediation and as such the basis of replacing 25% during RP7 is accepted.
- Given the relatively low cost of installing the DoD signs and the justification of public safety this aspect has been accepted.

11.2.2.9 Replace Wood Poles T19f

The proposal is based on the replacement of all poles identified in RP6 as having decay or possibly having decay (270) with an assumed additional 100 poles expected to be identified with ongoing inspections.

No cost benefit analysis or quantified risk assessment has been carried out for the options considered.

No evidence or justification has been provided for the assumption that 100 poles will be identified in RP7.

GHD conclusion:

Replacement of decayed poles is required work however, given the lack of any presented basis or justification for the additional 100 poles GHD cannot fully support the allowance for these additional poles. GHD accepts that an allowance for additional poles beyond those already identified is reasonable however, in view of the lack of any supporting information for this volume we recommend a 50% reduction to assumed additional pole replacement volumes. GHD considers 50% a reasonable compromise between the positions of accepting unsupported volumes, and disallowing an allowance in full for which the general need is accepted. In view of the overall replacement volumes GHD considers that the 50% allowance, when combined with reasonable efficiency savings, ensure critical works are provided for.

11.2.2.10 Undercrossings T17r, T19ag

Works are planned on the basis that a Directors inquiry “recommended” all LV overhead crossings underneath 275 kV and 110 kV overhead lines⁶¹. On review the enquiry in-fact recommends that “Consideration should be given to removing”. Following query NIE Networks have provided further justification for delivering the recommended removal⁶².

Proposal to carry out the 13 remaining 110 kV undercrossing in RP7 and split the 66 remaining 275 kV undercrossings over RP7 and RP8 is reasonable.

GHD conclusion:

We recommend the RP7 investment submitted by NIE Networks is allowed.

11.2.2.11 Trolley Inspections T17k

The existing practice is to carry out trolley inspections on an ad-hoc basis. NIE Networks propose to change this to a planned programme targeting 20% of the population annually (whole population inspected every 5 price controls) which generally aligns with spacer expected life. The reason for the change is age-based asset deterioration which is increasing the risk profile.

GHD conclusion:

We recommend the RP7 investment submitted by NIE Networks is allowed.

⁶¹ UR-0065 - LV Undercrossing Removal.docx

⁶² UR-0342 - 275kV & 110kV Overhead Lines - LV Undercrossing Removal.pdf

11.2.2.12 Condition Assessment T17g, T19i

This sub-category covers the continued use of Cyberhawk condition assessments. These have formed the basis of much of the RP7 condition based works. The proposal is to carry out Cyberhawk condition assessments of 25% of the population in RP7 and so covering the full asset base over 4 price controls.

The proposal is reasonable and the value of the data has been demonstrated in the EJPs.

However, very limited optioneering has been carried out. No quantified risk or cost based comparative assessment of options has been carried out. Only two options have been considered which are the proposed 25% of population in RP7 or to continue with the RP6 run rate. No consideration of more or less frequent assessments has been given.

GHD conclusion:

In view of the small proportion of the overall WP4 allowance (1-2%), and the value of the condition data demonstrated, we recommend the RP7 investment submitted by NIE Networks is allowed.

11.2.3 RP6 v RP7 unit cost analysis

Table 67 presents details of the unit cost assessment that has been undertaken for 275 kV and 110 kV Overhead Lines.

Table 67 275kV and 110kV Overhead Line unit cost assessment

Sub-programme ID	Outturn unit costs (£)	RP7 requested unit cost (£)	Unit cost movement (%)	Basis	GHD comments
	RP6. Actuals ⁶³		RP7 vs. RP6.		
T17 - 275kV Overhead Line					
T17d - Tower Painting	6,751	7,059	4.6%	RP7 requested based on March 2022 outturn rate	Unit cost based on RP6 outturn to March 2023 - Amended
T17e - Replace Colour and Number Plates	532	532	0%	RP7 requested based on March 2022 outturn rate	Confirmed to match March 2023 RP6 Actuals. Accepted
T17f - Foundation assessment	2,944	2,755	-6.4%	RP7 requested based on March 2022 outturn rate	Unit cost based on RP6 outturn to March 2023 - Amended
T17g - Condition assessment	-	639	-	Based on contractor prices	Accepted
T17j - Muff Repair	635	1,065	67.6%	RP7 requested based on contractor rate for one muff repair	Unit cost based on RP6 outturn to March 2023 - Amended
T17k - Trolley Inspections	437	550	25.9%	Based on contractor prices which have been adjusted to reflect renegotiated contractor rate.	Unit cost based on RP6 outturn to March 2023 - Amended
T17q - 275kV Damper Replacements	-	303	-	Based on contractor prices	Accepted

⁶³ RP6 unit cost assessment is based on RP6 outturn costs and volumes reported by NIE Networks up to end March 2023 only - no forecast costs or volumes are included in our assessment of RP6 costs

Sub-programme ID	Outturn unit costs (£)	RP7 requested unit cost (£)	Unit cost movement (%)	Basis	GHD comments
	RP6. Actuals ⁶³		RP7 vs. RP6.		
T17r - 275kV Undercrossings	-	12,000	-	Cost based on average of desktop designs carried out by the survey department.	Accepted
T17s - 275kV Tower Replacement	-	800,000	-	Based on detailed design estimate of one tower with reference to contract rates.	Accepted
T17t - 275kV Muff Painting	-	787	-	Based on contractor prices	Accepted
T17v - 275kV Fittings	-	673	-	Based on contractor prices	Accepted
T17x - 275kV Foundation Repair	-	115,840	-	Based on actual costs at Coolkeeragh Magherafelt	Accepted
T17y - 275kV Tower Security	-	2,839	-	This sub-category was incorrectly submitted based on a volume resulting in a unit cost but when queried this has been confirmed to be an error. The submission is based on a lump sum.	See lump sum analysis.
T17z - 275kV Conductor Sampling	-	1,463	-	Based on actual costs incurred during 2022 - EA technology and internal labour	Accepted
T17aa - 275kV Stepbolt	-	2,754	-	Based on actual experience at Coolkeeragh Magherafelt	Accepted
T19 - 110kV Overhead Line					
T19a - Replace conductor	30,766	29,752	-3.3%	RP7 requested based on March 2022 outturn rate	Unit cost based on RP6 outturn to March 2023 - Amended
T19b - 110kV Replace Suspension Insulator	-	2,012	-	Based on framework contracts + (2%) for labour based on an analysis of the split on 275kV actual spend.	Accepted
T19c - 110kV Replace Tension Insulator	-	10,657	-	Based on Mar '22 outturn rate for 275kV tension insulators (£13,124) with material cost reduced by 50% and BIS increased by 15% due to renegotiated contractor rates.	15% increase for renegotiated contractor rates removed
T19e - Tower Painting	2,663	2,825	6.1%	RP7 requested based on March 2022 outturn rate	Unit cost based on RP6 outturn to March 2023 - Amended

Sub-programme ID	Outturn unit costs (£)	RP7 requested unit cost (£)	Unit cost movement (%)	Basis	GHD comments
	RP6. Actuals ⁶³		RP7 vs. RP6.		
T19f - Replace wood poles	3,781	4,138	9.4%	Mar '22 outturn rate plus uplift to reflect contractor cost increase of 15% due to renegotiated rates. Labour £84, materials £1,608 and BIS £2,446 (up from £2,109)	Unit cost based on RP6 outturn to March 2023 - Amended
T19g - Replace colour and number plates	544	582	7.0%	Nov '22 outturn rate as Mar '22 rate was artificially inflated by work in progress March outturn cost of £711 included cost against units that had not yet been completed/claimed. November unit cost of £582 was deemed to be more accurate.	Unit cost based on RP6 outturn to March 2023 - Amended
T19g1 - 110kV Replace colour and number plates	-	291	-	Half of T19g	Unit cost based on RP6 outturn to March 2023 - Amended
T19h - Foundation assessment	2,555	2,956	15.7%	RP7 requested based on March 2022 outturn rate	Unit cost based on RP6 outturn to March 2023 - Amended
T19i - Condition assessment	-	684	-	Based on contractor prices	Accepted
T19n - Muff repairs	320	1,065	232.5%	Adjusted to reflect renegotiated contractor rate	Unit cost based on RP6 outturn to March 2023 - Amended
T19t - 110kV Muff Painting	-	787	-	As 275kV	Accepted
T19v - 110kV Tower Painting (single)	-	1,412	-	Half of T19e	Unit cost based on RP6 outturn to March 2023 - Amended
T19y - 110kV Damper Replacements	-	303	-	As 275 kV	Accepted
T19z - 110kV Foundation Repair	-	132,940	-	Ballylumford Eden actuals	Unit cost is greater than T17x (275kV Foundation Repair) unit cost £115,840. Amended
T19ab - 110kV Tower Security	-	2,557	-	Material costs from existing contracts and day-rates for labour.	Allowance reduced to reflect condition assessment analysis: <ul style="list-style-type: none"> - 368 x £2,327 (ACD replacements for 20% of population) - 460 x £231 (DoD sign installations for 25% of population as per the request) - Giving a blended unit cost of £2,092

Sub-programme ID	Outturn unit costs (£)	RP7 requested unit cost (£)	Unit cost movement (%)	Basis	GHD comments
	RP6. Actuals ⁶³		RP7 vs. RP6.		
					(£962,596 / 460 DoD volume). In addition, a further 10% volume reduction is recommended due to underlying volume accuracy concerns, discussed in Cyberhawk condition data section. Amended.
T19ac - 110kV Conductor Sampling	-	1,463	-	Based on an average of 15 samples collected in 2022	Accepted
T19ad - 110kV Step bolts (Single)	-	881	-	Based on half of unit cost for T19ai	Accepted
T19af - Castlereagh - Rathgael ADSS recovery	-	1,615	-	Based on rates provided for another project – mini-competition against an existing framework contract.	Accepted
T19ag - 110kV LV Undercrossings	-	12,000	-	Cost based on average of desktop designs carried out by the survey department.	Accepted
T19ai - 110kV Step bolts (Double)	-	1,763	-	Based on outturn costs for CPS-Magherafelt	Accepted
T19aj - 110kV Replace Fittings	-	441	-	Based on existing framework contracts.	Accepted

11.2.4 Lump sum cost analysis

Table 68 presents details of the lump sum cost assessment that has been undertaken for 275 kV and 110 kV Overhead Lines.

Table 68 275kV and 110kV Overhead Line lump sum cost assessment

Sub-programme ID	Lump Sum £k	Unit cost justification	GHD Comments
T17 - 275kV Overhead Line⁶⁴			
T17m - 275kV Remedial	398	Estimated based on the RP6 remedial category run-rate and bottom-up cost buildup.	Accepted
T17n - 275kV Steel Work Replacement	100	No justification provided by NIE Networks.	Recommended allowance reflective of average T17 variance due to lack of cost data.
T17y - 275kV Tower Security	608 / 547	Material costs are based on existing framework contracts.	Basis for revised lump sum subject to accuracy concerns related to underlying volumes, discussed in Cyberhawk condition data section.

⁶⁴ UR-0070 & 0074 - 275kV Transmission OHL Volume Build Up.pdf

Sub-programme ID	Lump Sum £k	Unit cost justification	GHD Comments
		Labour rates are based on the cost of a man-day. Reduced by NIE Networks following GHD query to £547,412 ⁶⁵ .	10% volume reduction recommended to give an allowance of £493k. Amended
T19 - 110kV Overhead Line^{66&67}			
T19p - 110kV Remedial	350	Bottom-up cost buildup covering a range of remedial activities.	Accepted
T19r - 110kV Tower Replacement (Single)	1,400	High-level estimate by the Engineering Design team based on £800k for one tower and £600k for the second tower. Noting the uncertainties prior to detailed design.	Cost estimates consistent with GHD example. Accepted
T19aa - 110kV Steel Work Replacement	100	Bottom-up cost buildup based on Cyberhawk inspection and contractor rates. Additional 10 repairs for works identified during RP7 using the average per tower repair cost.	GHD identified errors in the calculation provided however, they resulted in an approximately net zero change. Accepted.
T19ah - 110kV Clearances	500	No justification provided by NIE Networks.	Recommended allowance reflective of average T19 variance due to lack of cost data.

11.3 NIE Networks' Response to the DD

11.3.1 T17 - 275kV Overhead Line Asset Replacement

11.3.1.1 T17e, m, v, y, aa

This section presents details of NIE Networks' response to the DD for the following expenditure sub-categories:

- T17e - Replace Colour and Number Plates
- T17m - 275kV Remedial
- T17v - 275kV Fittings
- T17y - 275kV Tower Security
- T17aa - 275kV Stepbolt

NIE Networks considers that the blanket reduction of 10% in relation to confirmed and suspected errors in the Cyberhawk derived volume data is disproportionate to the errors identified.

NIE Networks has provided a number of statements most notably:

- NIE Networks considers that it corrected volume errors through the process and as such there are no remaining errors. "NIE Networks disagrees with the principle of imposing blanket cost reductions where NIE Networks has already made corrections to data";
- In addition NIE Networks points out that GHD, working on behalf of the UR, found a total numerical {net volume} error rate of 8.3% and 3.0% total for single circuit and double circuit lines respectively. Even if it were

⁶⁵ UR-0343 - 275kV Overhead Lines - Volume Build-up.pdf

⁶⁶ UR-0082, UR-0084 & UR-0085 - 110kV Transmission OHL Volume Build Up.pdf

⁶⁷ UR-0345 - 110kV Overhead Lines - Lump Sum Cost Build-up.pdf

appropriate to reduce allowances after data is corrected, there is no basis for an arbitrary blanket 10% reduction in volumes when the error rate is less than 1%.

Following a further engagement session on 07/06/2024 NIE provided a workbook intended to evidence the derivation of the volumes.

11.3.1.2 T17m - 275kV Remedial (additional considerations)

NIE Networks states that T17m appears to have been incorrectly identified as being affected by the Cyberhawk mistranslation error. As it was not in fact affected, the 10% reduction applied to the allowances requested for this sub-category should be removed in the Final Determination.

GHD subsequently requested further clarification of NIE Networks' position as EJP 2.301 Tables 3, 4, and 5 indicate that Cyberhawk data was utilised in the derivation of the volumes for T17m.

NIE Networks provided further explanation⁶⁸ that 'the total sub-category build-up was not primarily driven from Cyberhawk data' and identified Table 9 in EJP 2.301 as providing further information on the build-up.

11.3.1.3 T17j, t

This section presents details of NIE Networks' response to the DD for the following expenditure sub-categories:

- T17j - Muff Repair
- T17t - 275kV Muff Painting

NIE Networks stated that the reduction of the unit cost of tower muff repair to £320 (a 70% reduction) to align with the unit cost of the previous programme's RP6 outturn to March 2023 is not appropriate. This is because the outturn unit costs 'were inclusive of painting and in RP6 certain tower muffs were painted with only very minor repairs carried out. This artificially suppressed the actual cost of muff repair'.

NIE Networks provided the following unit costs reverted 'to 2021/22 prices (assuming RPI to the 2023/24 regulatory year)':

- 275kV & 110kV Muff Repairs: $£1,546 / 1.2109 = £1,277$ (compared with the requested allowance of £1,065); and
- 275kV & 110kV Muff Painting: $£832 / 1.2109 = £687$ (compared with the requested allowance of £787).

NIE Networks requests that the unit costs above are accepted to 'reflect the most recent contracted rates for 2024'.

11.3.1.4 T17x - 275kV Foundation Repair

Note that, while not the subject of the engagement session, the NIP Mapping workbook includes a revision to the T17x volume. This appears to have been an arithmetical error made previously and is not affected by the Cyberhawk mapping accuracy concern which was the subject of the engagement session response.

11.3.2 T19 - 110kV Overhead Line Asset Replacement

11.3.2.1 T19a - Replace conductor

GHD's recommendation was to reduce the DD allowance by 20% to reflect limitations in the investment appraisal, which failed to provide sufficient confidence that the best value is being achieved.

NIE Networks has provided a response with some additional narrative regarding other options, which were rejected and NPV calculations for each option.

11.3.2.2 T19b, c, g, g1, p, ab, ad, ai, aj

This section presents details of NIE Networks' response to the DD for the following expenditure sub-categories:

⁶⁸ Response to query 'FD UR-0027'

- T19b - 110kV Replace Suspension Insulator
- T19c - 110kV Replace Tension Insulator
- T19g - Replace colour and number plates
- T19g1 - 110kV Replace colour and number plates
- T19p - 110kV Remedial
- T19ab - 110kV Tower Security
- T19ad - 110kV Step bolts (Single)
- T19ai - 110kV Step bolts (Double)
- T19aj - 110kv Replace Fittings

NIE Networks has presented the same argument as described above for T17, stating that it considers that the blanket reduction of 10% in relation to confirmed and suspected errors in the Cyberhawk derived volume data is disproportionate to the errors identified.

NIE Networks has provided a number of statements most notably:

- NIE Networks considers that it corrected volume errors through the process and as such there are no remaining errors. “NIE Networks disagrees with the principle of imposing blanket cost reductions where NIE Networks has already made corrections to data”;
- In addition NIE Networks points out that GHD, working on behalf of the UR, found a total numerical {net volume} error rate of 0.8% and 0.7% total for single circuit and double circuit lines respectively. Even if it were appropriate to reduce allowances after data is corrected, there is no basis for an arbitrary blanket 10% reduction in volumes when the error rate is less than 1%.

Following a further engagement session on 07/06/2024, NIE Networks provided workbooks evidencing the derivation of the volumes and identifying two further errors in the submission regarding T19g and T19aj.

11.3.2.3 T19ab - 110kV Tower Security (additional considerations)

In relation to T19ab, NIE Networks notes that this was mistakenly submitted to the UR as a unitised sub-category instead of a lump sum allowance. As described in response to queries UR-0343 and UR-0345 both T17y and T19ab should be treated as lump sum sub-categories – the UR has accepted this for T17y in the DD but appears not to have done so for T19ab. NIE Networks states that it assumes this was an oversight and requests that T19ab be treated as a lump sum sub-category for the FD.

Furthermore, GHD recommended that this allowance be reduced to reflect 370 ACD replacements (20% of population) and 460 DoD signs (25% of population as per request) in view of a lack of optioneering and condition assessment data.

Therefore, as per UR Query Response NIEN-015 "As indicated in the technical justification section for Tower security, the recommended unit cost is based on a blended unit cost of £2,092 (370⁶⁹ x £2,327 {ACD replacements for 20% of population} + 460 x £231 {DoD sign installations for 25% of population as per the request} = £967,250."

Despite this recommendation, the UR has provisionally decided to deduct a further 10%, reducing the allowance to £866k.

11.3.2.4 T19n, t

This section presents details of NIE Networks' response to the DD for the following expenditure sub-categories:

- T19n - Muff repairs
- T19t - 110kV Muff Painting

As for 275kV muff repairs and painting in T17j and t, respectively, NIE Networks stated that the reduction of the unit cost of 110kV tower muff repair to £320 (a 70% reduction) to align with the unit cost of the previous programme's RP6 outturn to March 2023 is not appropriate. This is because the outturn unit costs 'were inclusive

⁶⁹ Note corrected earlier arithmetical error from 368 to 370.

of painting and in RP6 certain tower muffs were painted with only very minor repairs carried out. This artificially suppressed the actual cost of muff repair’.

NIE Networks provided the following unit costs reverted ‘to 2021/22 prices (assuming RPI to the 2023/24 regulatory year)’:

- 275kV & 110kV Muff Repairs: £1,546 / 1.2109 = £1,277 (compared with the requested allowance of £1,065); and
- 275kV & 110kV Muff Painting: £832 / 1.2109 = £687 (compared with the requested allowance of £787).

NIE Networks requests that the unit costs above are accepted to ‘reflect the most recent contracted rates for 2024’.

11.3.2.5 T19ah - 110kV Clearances

The previous recommendation for T19ah was to reduce the requested allowance from £500k to £434k (a reduction of 13.2%) as NIE Networks ‘provided no justification for the allowance’. NIE Networks has subsequently provided a breakdown of the 110kV clearance cost build-up in Annex A4.22.

11.4 GHD FD Analysis

11.4.1 T17 - 275kV Overhead Line Asset Replacement - analysis of NIE Networks’ response to the DD

11.4.1.1 T17e, m, v, y, aa

This section presents details of GHD’s updated analysis for the following expenditure sub-categories:

- T17e - Replace Colour and Number Plates
- T17m - 275kV Remedial
- T17v - 275kV Fittings
- T17y - 275kV Tower Security
- T17aa - 275kV Stepbolt

Following an engagement session NIE Networks provided workbooks to evidence the derivation of the volumes which have been reviewed by GHD with the following conclusions:

- The correct compilation the source Cyberhawk data into the summaries on the mapping tabs has not been demonstrated.
- NIE Networks has identified errors between its new compiled tables (on the Mapping tabs) and those originally submitted. These errors are different to those identified by GHD in its previous analysis. GHD has not been able to duplicate the compiled tables from the source data tabs.
- NIE Networks has identified errors in the previous mapping of the compiled Cyberhawk data to the WP volumes, however, the mapping to the volumes is now clear.
- NIE Networks has proposed changes to three volumes based on the new exercise (though only two related to the Cyberhawk volumes).
- As the translation of the Cyberhawk source data into the compiled tables (which are subsequently mapped to the volumes) has not been demonstrated, the concern regarding the accuracy has not been fully addressed. However, the aspect regarding the inconsistency of mapping the compiled Cyberhawk data to the volumes has been addressed.

GHD recommends the 10% reduction due to Cyberhawk data accuracy applied in the DD be changed to 5% in order to reflect the residual risk of inaccuracy in the compilation of the Cyberhawk source data. This is based on the error rate identified by GHD between the source Cyberhawk data and the compiled tables favouring the total net volume error (14 errors in 168 datapoints checked ≈8.3%, a total net volume error of 35/1185 ≈3%).

11.4.1.2 T17m - 275kV Remedial (additional considerations)

As accepted by NIE Networks, T17m is partially based on Cyberhawk condition data.

Following review of Table 9 in EJP 2.301, as well as information provided in query responses⁷⁰, GHD does not consider that NIE Networks has provided sufficient evidence for the derivation of the lump sum allowance.

GHD recommends that no change is made based on the argument that T17m is not affected by the Cyberhawk data, however, the revision of the reduction to 5% based on the additional clarification regarding Cyberhawk data accuracy is recommended to be applied to T17m.

11.4.1.3 T17n - 275kV Steel Work Replacement

The recommended DD allowance for T17n was reduced based on the average T17 variance due to lack of cost data. However, due to increases in some sub-programmes, the same logic would result in an increase to the allowance. As such, the updated recommendation for T17n is to allow the requested amount for RP7.

11.4.1.4 T17j, t

This section presents details of GHD's updated analysis for the following expenditure sub-categories:

- T17j - Muff Repair
- T17t - 275kV Muff Painting

GHD considers that:

- It should have been possible to interrogate NIE Networks' records to provide actual RP6 outturn costs for muff-painting and repair.
- No details have been provided regarding the setting of the TLI Framework Rates (competitive or single source etc).

However, in view of the details provided and the adjustment to 2021/22 rates, GHD recommends that the unit costs for muff repairs and painting be adjusted as requested by NIE Networks within the FD allowance.

11.4.1.5 T17x - 275kV Foundation Repair

GHD recommends the revised volume (54) be accepted.

11.4.2 T17 - 275kV Overhead Line Asset Replacement – review of application of unit costs

As for other categories discussed in sections 5.4.2, 9.4.3 and 10.4.2, in addition to the review of new information submitted by NIE Networks, GHD undertook a review of the application of unit costs for these asset categories at the request of the UR. Principally, this was requested to ensure that a consistent approach is adopted for use of unit costs based on actual outturn data provided, i.e. including actual cost and volume data received for the years up to and including 2022/23.

The changes to the recommended unit costs from the DD to the FD, following our review of the consistent application of unit costs for the T17 programme are as follows:

- T17f - Foundation assessment:
 - DD recommended unit cost: £2,944 (corresponding to RP6 outturn, including 2022/23); and
 - FD recommended unit cost: £2,755 (corresponding to RP7 request).

The above does not include the changes to unit costs for T17j and t, which were considered as part of the review of additional information provided by NIE Networks in its response to the DD, as discussed in section 11.4.1.4.

⁷⁰ 'FD UR-0027' and earlier queries 'UR-0070 & 0074'

11.4.3 T19 - 110kV Overhead Line Asset Replacement - analysis of NIE Networks' response to the DD

11.4.3.1 T19a - Replace conductor

GHD previously highlighted multiple issues with the optioneering and justifications presented by NIE Networks. The additional data provided addresses most of these issues. In view of the new information and NPV calculations provided, the justification for the proposed investment has been adequately made.

GHD recommends that the 20% reduction be removed.

11.4.3.2 T19b, c, g, g1, p, ab, ad, ai, aj

This section presents details of GHD's updated analysis for the following expenditure sub-categories:

- T19b - 110kV Replace Suspension Insulator
- T19c - 110kV Replace Tension Insulator
- T19g - Replace colour and number plates
- T19g1 - 110kV Replace colour and number plates
- T19p - 110kV Remedial
- T19ab - 110kV Tower Security
- T19ad - 110kV Step bolts (Single)
- T19ai - 110kV Step bolts (Double)
- T19aj - 110kv Replace Fittings

Noting the additional errors identified by NIE Networks, the detailed workbooks provided suitably evidence the final Cyberhawk driven volumes.

GHD recommends that the volumes be accepted. As such, we recommend the 10% reduction due to Cyberhawk data accuracy applied in the DD removed, and the revised volumes for T19g and T19aj (100 and 195 respectively) are allowed for within the FD.

11.4.3.3 T19c – 110kV Replace Tension Insulator (additional considerations)

In addition to the details provided in NIE Networks' response to the DD, details from an earlier query⁷¹ relating to unit costs were not fully reflected in the DD for T19c. The DD recommendation removed the 15% uplift from the overall unit cost, rather than limiting this to the portion corresponding to contractor costs as intended.

The T19c unit costs were derived from the discontinued T17b 275kV programme, with material costs reduced by 50% and contractor costs uplifted by 15%. Table 69 provides details of the calculations that have been applied to determine the unit costs (DD, DD corrected and FD recommendation).

Table 69 Calculation of unit costs for T19c

	Labour	Materials	BIS	Total Unit Rate
T17b RP6 outturn to March 2022	86	6,805	6,233	13,124
T19c RP7 submission	86	3,402	7,168	10,657
T19c RP7 DD recommendation – 15% removed from all elements	75	2,959	6,233	9,267
T19c RP7 DD recommendation corrected - 15% removed from contractor element only	86	3,402	6,233	9,722

⁷¹ UR-0055

	Labour	Materials	BIS	Total Unit Rate
T19c RP7 FD recommendation: – 15% removed from contractor element only using same approach – Updated to include T17b 2022/23 outturn prices	90	3,551	6,506	10,147

11.4.3.4 T19ab - 110kV Tower Security (additional considerations)

GHD recommends accepting that T19ab be defined as a lump sum.

The change to 370 ACD replacements (20% of population) is due to the condition assessment data specifically contradicting the proposed 25%, exacerbated by a lack of any optioneering. The 10% additional reduction is reflective of the overall concern regarding the Cyberhawk volume data accuracy. As such they are not connected and both are applicable.

NIE Networks has provided no new information to support that the condition data supports the originally proposed 25%. GHD recommends no change.

11.4.3.5 T19n, t

- T19n - Muff repairs
- T19t - 110kV Muff Painting

GHD considers that:

- It should have been possible to interrogate NIE Networks' records to provide actual RP6 outturn costs for muff-painting and repair.
- No details have been provided regarding the setting of the TLI Framework Rates (competitive or single source etc).

However, in view of the details provided and the adjustment to 2021/22 rates, GHD recommends that the unit costs for muff repairs and painting be adjusted as requested by NIE Networks and included within the FD.

11.4.3.6 T19ah - 110kV Clearances

The GHD recommendation was made on the basis that no information had been provided to support the lump sum.

NIE Networks has subsequently provided in Annex A4.22 quantities and unit costs for the works. The estimate presented is £506,625, marginally higher than the £500k requested. Additionally, no supporting information has been provided for the basis of the unit costs.

In view of the lack of evidence for the basis of the unit costs, the reduction in allowance is proposed to be changed from 13.2% to 10% reflective of the reductions made elsewhere in the determination for unsupported contractor costs.

11.5 GHD FD recommendation

Table 70 presents details of the recommendations regarding the WP4 allowances.

Table 70 Transmission overhead lines recommendations summary

Sub-programme ID	Requested by NIE Networks		Recommended by GHD (DD)		Recommended by GHD (FD)	
	RP7 allowance (£k)	RP7 volume ⁷²	RP7 allowance (£k)	RP7 volume	RP7 allowance (£k)	RP7 volume
T17 - 275kV Overhead Line Asset Replacement	18,696		18,009		18,823	
T17d - Tower Painting	2,541	360	2,430	360	2,430	360
T17e - Replace Colour and Number Plates	160	300 / 266	127	239	135	253
T17f - Foundation assessment	573	208	612	208	573	208
T17g - Condition assessment	198	310	198	310	198	310
T17j - Muff Repair	139	131	83	131	167	131
T17k - Trolley Inspections	407	740 / 495	216	495	216	495
T17m - 275kV Remedial	398	-	358	-	378	-
T17n - 275kV Steel Work Replacement	100	-	96	-	100	-
T17q - 275kV Damper Replacements	37	122	37	122	37	122
T17r - 275kV Undercrossings	396	33	396	33	396	33
T17s - 275kV Tower Replacement	6,400	8	6,400	8	6,400	8
T17t - 275kV Muff Painting	214	272	214	272	187	272
T17v - 275kV Fittings	102	152	92	137	97	144
T17x - 275kV Foundation Repair	5,560	48	5,560	48	6,255	54
T17y - 275kV Tower Security	608 / 547	214 / -	493	-	520	-
T17z - 275kV Conductor Sampling	37	25	37	25	37	25
T17aa - 275kV Stepbolt	826	300 / 266	658	239	697	253
T19 - 110kV Overhead Line Asset Replacement	18,204		15,791		17,093	
T19a - Replace conductor	4,046	136	3,347	136	4,046	136
T19b - 110kV Replace Suspension Insulator	757	376 / 378	684	340	761	378
T19c - 110kV Replace Tension Insulator	980	92	769	83	934	92
T19e - Tower Painting	1,483	525	1,398	525	1,398	525
T19f - Replace wood poles	1,531	370	1,210	320	1,210	320
T19g - Replace colour and number plates (Double)	56	97 / 74	36	67	54	100
T19g1 - 110kV Replace colour and number plates (Single AKA 19j)	28	95 / 85	21	77	23	85
T19h - Foundation assessment	1,150	389	994	389	994	389
T19i - Condition assessment	333	487	333	487	333	487
T19n - Muff repairs	195	183	59	183	234	183
T19p - 110kV Remedial	350	0	315	-	350	-

⁷² Initial submission value shown first in black, followed by the revised submission (submitted as part of the query process) in red.

Sub-programme ID	Requested by NIE Networks		Recommended by GHD (DD)		Recommended by GHD (FD)	
	RP7 allowance (£k)	RP7 volume ⁷²	RP7 allowance (£k)	RP7 volume	RP7 allowance (£k)	RP7 volume
T19r - 110kV Tower Replacement (Single)	1,400	0	1,400	-	1,400	-
T19t - 110kV Muff Painting	299	380	299	380	261	380
T19v - 110kV Tower Painting (single)	460	326	434	326	434	326
T19y - 110kV Damper Replacements	54	180	54	180	54	180
T19z - 110kV Foundation Repair	2,526	19	2,201	19	2,201	19
T19aa - 110kV Steel Work Replacement	100	-	100	-	100	-
T19ab - 110kV Tower Security	1,176	460	866	414	967	-
T19ac - 110kV Conductor Sampling	102	70	102	70	102	70
T19ad - 110kV Step bolts (Single)	94	107 / 120	95	108	106	120
T19af - Castlereagh - Rathgael ADSS recovery	108	67	108	67	108	67
T19ag - 110kV LV Undercrossings	156	13	156	13	156	13
T19ah - 110kV Clearances	500	-	434	-	450	-
T19ai - 110kV Step bolts (Double)	264	150 / 187	296	168	330	187
T19aj - 110kv Replace Fittings	54	122 / 195	78	176	86	195
Total	36,901		33,800		35,916	

12. Review of RP7 capex requirements - WP5: Transmission Cables

This section presents details of our analysis of the expenditure proposals for transmission cables, c.112 km of 110kV and 275kV transmission underground cables, with 110kV underground FFC cables which require maintenance and replacement.

12.1 RP7 requested allowance

NIE Networks' proposed investment for the RP7 period is itemised below in Table 71 for each of the sub-work programmes included within the T20 programme. The table shows comparison of costs and volumes over the RP6 period relative to the RP7 period.

12.1.1 Costs and Volumes

Table 71 Transmission Cables - NIE Networks investment proposal for RP7

Sub-programme ID	EJP ref	RP6 allowance		RP6 outturn		RP7 proposed	
		Costs £k	Volumes	Costs £k	Volumes	Costs £k	Volumes
T20k - Refurbish 110kV Cable	EJP 2.101	321	-	127	-	436	-
T20m - Procurement of Transmission Cables Accessories and Ancillaries	EJP 2.101	478	-	386	-	1,357	-
T20n - Replacement 110kV FFC Cable	EJP 2.101	-	-	-	-	2,518	-
T20r - Decommission FFC	EJP 2.101	-	-	-	-	242	-
T20s - Leak Management Technologies	EJP 2.101	-	-	-	-	148	-
Total		799	-	514	-	4,702	-

The following initial observations are made in relation to the NIE Networks RP7 investment plan associated with transmission cable works:

- RP7 capex of £4.7m is significantly higher (a factor of 9) than outturn / forecast RP6 capex of £0.5m;
- The RP7 capex plan is dominated by two very significant programmes: T20m & T20n, the latter including £2.5m of capex to replace 110kV fluid filled cable (FFC).

12.1.2 Rationale for investment

This programme of investment has been included in the RP7 submission to provide funding for NIE Networks to replace (or in some cases refurbish) aging transmission cable assets on its network. NIE Networks has provided documents (EJPs, as referenced above in Table 71) for each of the sub-programmes, describing the assets and providing brief details of the condition and performance of the equipment, in support of the needs case for investment.

The proposed strategy for investment in RP7, as stated by NIE Networks, is summarised in Table 72 below for each of the sub-programmes.

Table 72 Transmission cables - Investment strategy

Asset Category (Sub Work Programme)	EJP reference	Investment strategy
T20k - Refurbish 110kV Cable	EJP 2.101	<p>NIE Networks' proposed capex for RP7 is focused on a small number of key areas; specifically:</p> <ul style="list-style-type: none"> – a programme of replacements to address safety concerns associated with porcelain type cable sealing ends fitted to XLPE cables, – replace an oil section on two fluid-filled cables (FFC) that have historic leakage issues and are in close proximity to a watercourse, – investigate and undertake further decommissioning works on two historic circuits that were decommissioned in the late 1990s; – modernise FFC oil pressure alarms and to reduce the likelihood and environmental impact of oil leaks.
T20n - Procurement of Transmission Cables Accessories and Ancillaries		
T20n - Replacement 110kV FFC Cable		
T20r - Decommission FFC		
T20s - Leak Management Technologies		

12.2 GHD DD analysis

12.2.1 Technical justification and options appraisal review

12.2.1.1 T20k & T20n Refurbish & Replacement of 110 kV Fluid Filled Cables (FFC)

Methodology applied by NIE Networks

NIE Networks has not utilised the CNAIM model due to not having adequate data to populate the model.

The Survivor modelling technique has been carried out. On the basis of this technique no cable replacement would be proposed. NIE Networks assert that “the survivor model only works on age and does not consider other deterioration factors on the cables”. NIE Networks has provided justification for the proposed cable replacements on the basis of a “bottom-up assessment” and significantly based on environmental impact.

In order to identify circuits requiring intervention, NIE Networks has assessed all of their transmission underground cables using the methodology in CIGRE TB B1 358⁷³.

- The CIGRE assessment methodology is reasonable.
 - However, NIE Networks has not provided when requested the full record of the assessment carried out, instead an overview of the methodology and the resulting scores for a selection of circuits has been presented. GHD has assessed the needs cases for these circuits as presented by NIE Networks.
- Our assessment has identified:
 - Six circuits with a score of greater than the threshold which would indicate the assets are approaching end of life and require intervention.
 - Two of these circuits are already planned for replacement under an RP6 project and a future project to replace IBTX and so are not included in the RP7 EJP.
 - Two circuits are proposed for partial replacement.
 - Two circuits are proposed for refurbishment.
 - 2 selected circuits with a score not above the end-of-life threshold but “just underneath it” and fall into the category of “needing particular attention” have also been identified for works.
 - One circuit is proposed for refurbishment.
 - One circuit is proposed to be flushed under RP6.
 - The assessment outcome of circuits not proposed for works has not been presented.

⁷³ UR-0086 & UR-0089 - Justification for circuits to be refurbished.pdf

T20n FFC proposed for replacement

Based on the above methodology, NIE Networks propose the replacement of a 1 km stretch of the Castlereagh - Cregagh circuits (2 x circuits) with new XLPE cable. These works are costed by NIE Networks at £2.5m ≈ 54% of the total RP7 submission for Transmission Underground Cables. As such we consider it would be reasonable to expect the proposed solution and investment appraisal to be a more robust and more detailed justification than the other lower cost categories also included within this investment work programme.

The CIGRE assessment outcome and narrative description of the asset history, access restrictions and environmental concerns provided by NIE Networks adequately make the case for the necessity of intervention on this asset.

The exploration of options presented is very limited.

- Options explored are either refurbishment, a more limited replacement or the proposed option. No consideration of a more extensive replacement has been made.
- Discussion of the options is high level with little specific, quantified information regarding the asset history.
- No attempt to carry out a comparative quantitative assessment of impact on reliability or environmental risk of the different options has been made, and no direct cost comparison has been carried out with alternate options.
- A referenced risk to personnel associated with the inspection and maintenance of the “upper pumping position” is not clearly defined.

GHD conclusion:

- The case for intervention is made and reasonable. GHD accept that the continued operation of these oil filled cables in their current form is not sustainable and presents a material environmental risk.
- GHD consider that the proposed solution is likely to be well targeted. The presented alternate option of replacing a 500 m section as opposed to 1 km is not likely to provide a reduction in cost commensurate with the reduced impact on environmental risk and operational concerns.
- In view of the clearly made need case and low probability that a less extensive / costly replacement would be preferred to the proposed solution, we recommend the proposed RP7 investment is allowed.

T20k FFC proposed for refurbishment

Based on the methodology described above, NIE Networks propose the refurbishment of two circuits. These works are costed by NIE Networks at £436k ≈ 9% of the total RP7 submission for Transmission Underground Cables and an increase of 242% on RP6.

NIE Networks has not materially discussed the increase in expenditure on this category stating only “the works proposed reflect our enhanced proactive strategy and apply to different circuits to that proposed during RP6”. The proposed refurbishment works have been reviewed by GHD on their individual merits.

- Donegall-Hannahstown
 - The CIGRE assessment outcome and narrative description of the asset history and site-specific concerns provided by NIE Networks adequately make the case for the necessity of intervention on this asset.
 - GHD consider the proposed solution is likely to be well targeted.
 - Alternate options are not reasonably likely to be determined to be preferred however, there has been no attempt and quantitative comparison of options risks and costs.
- Belfast North Main to Donegall Main
 - The CIGRE assessment outcome identifies this circuit as falling just under the threshold of requiring intervention.
 - NIE Networks has made an exception for this circuit on the basis that the CIGRE methodology does not account for the severity of a potential leak.
These cables are run as a single oil section along their 6 km route, containing approximately 15,000 l per cable. The circuit experienced a significant insulation leak during RP6 of around 1,470 litres and another event with “high loss” during RP5.

- However, we understand that this circuit is expected to be replaced with a new, higher rated circuit due to the works associated with the SONI Belfast Metropolitan plan.
NIE Networks assert that “until this plan gains regulatory approval, there is a need to continue with refurbishment works on the Donegall Main circuits”.
- NIE Networks has not provided a detailed and quantified comparison of options, risks or costs.
- GHD does not consider that NIE Networks has demonstrated that these works are necessary and well targeted in view of:
 - The circuit does not qualify for intervention on the basis of the CIGRE methodology.
 - The impact of the works on the health score would be a reduction of only 0.38 to 0.34 (the threshold for intervention is 0.4).
 - There is a significant probability that the cable will be replaced in the near future rendering the works unnecessary.
- We therefore recommend that the NIE Networks RP7 submission is reduced to account for the removal of the Belfast North Main to Donegall Main refurbishment project (reduction of £259.417k, see Cost Analysis).

12.2.1.2 T20m Transmission cable accessories and ancillaries

These works are costed by NIE Networks at £1.4m ≈ 29% of the total RP7 submission for Transmission Underground Cables and an increase of 232% on RP6. This sub-category is made up of five groupings:

- Replace cable sealing ends:
 - A continuation of an RP6 programme.
 - GHD considers the proposed replacement plan to be reasonable on the basis of the subjective narrative arguments presented.
 - We note that a reasonable range of options has been considered however, no attempt has been made to carry out a comparative quantitative assessment of risk compared to the cost of the options.
 - We recommend the RP7 investment submitted by NIE Networks is allowed.
- Cable sealing end cleats
 - Replacements identified via direct survey observations.
 - We recommend the RP7 investment submitted by NIE Networks is allowed.
- Refurbishment of hydraulic ancillary systems
 - A continuation of an RP6 programme.
 - Works carried out on a reactionary basis in response to leaks and defects.
 - GHD recognises the necessity for the expenditure but note that no alternative options have been considered, such as monitoring regimes which may facilitate pre-emptive replacement and which may potentially be justified.
 - We recommend the RP7 investment submitted by NIE Networks is allowed.
- Sheath refurbishment
 - A continuation of an RP6 programme.
 - Sheath faults have been identified on 12 circuits of which 10 are proposed for refurbishment. The remaining two circuits being addressed as part of other works.
 - GHD has no comments.
 - We recommend the RP7 investment submitted by NIE Networks is allowed.
- Refurbish / Replace underground cable ancillary pits.
 - An enhancement of the RP6 programme which was purely reactive based on reports from DfI Roads, members of the public or NIE Networks’ staff. The RP7 proposal will add an inspection programme.

- GHD considers that NIE Networks has provided no evidence or argument that the existing programme is insufficient. Further, the expected remediation rate of 20% is not supported with any source or basis.
- In view of the above we recommend the RP7 capex submitted by NIE Networks for this aspect of the sub-category be reduced by 50% (Reduction of £94.125k, see Cost Analysis). GHD considers 50% a reasonable compromise between the positions of accepting unsupported volumes, and disallowing completely an allowance for which the fundamental need has not been rejected. In view of the overall replacement volumes GHD considers that the 50% allowance is reasonable to ensure efficiency while also allowing for critical works to be delivered.

12.2.1.3 T20r Decommission FFC

We recommend the RP7 investment submitted by NIE Networks is allowed.

12.2.1.4 T20s Leak management technologies

We recommend the RP7 investment submitted by NIE Networks is allowed.

12.2.2 Cost analysis

12.2.2.1 General

As can be seen in Figure 11 below, very limited meaningful comparisons of RP6 to RP7 can be carried out due to the dominance of new sub-categories.

NIE Networks has presented minimal detail and narrative in justification for the cost difference between RP6 and RP7.

Sub-Cat	Sub-Category Name	RP6 (inc extension year) (£)	RP7 (£)	RP6 to RP7 change (%)
T20j	Replace Sheath Voltage Limiters	42,893	-	-
T20k	Refurbish 110kV FFC	127,441	436,274	242%
T20l	Cable Flushing	197,332	-	-
T20m	Transmission cable accessories and ancillaries	408,934	1,357,447	232%
T20n	Replacement 110kV FFC	-	2,518,035	-
T20r	Decommission FFC	-	242,007	-
T20s	Leak management technologies	-	148,032	-
Total:		776,600	4,701,795	505%

Figure 11 Comparison of RP6 and RP7 Costs: EJP 2.101

The build-up and basis of the presented lump sum costs has been reviewed with the following comments:

- In the initial EJP submission, NIE Networks provided no breakdown or basis for lump sum costs.
- Following query NIE Networks has provided limited breakdown of the lump sum costs as shown in Table 73 below.⁷⁴
- As can be seen no specific basis or details for the costs have been provided. Units have been provided for some items however, no unit cost with its related source has been provided.
- NIE Networks attribute the cost increase in part to “In addition, general unit costs have increased world-wide due to material and labour increases.”

⁷⁴ UR-0422 - Source Data for EJP2.10 Costs.pdf

- GHD recommends these cost increases be excluded as these likely constitute real price increases that the UR has advised are within the scope of the UR's real price effect adjustments, detailed in their frontier shift annex.
- NIE Networks has provided no reference to out-turn costs or evidence for the “contract prices” presented. We note that certain items such as replacing cable sealing ends, sheath refurbishment, and replacing underground cable ancillary pits have all been carried out in RP6 and as such there is no reason the information could not be presented to support the RP7 lump sum costs.
- On the basis that no detail or evidence has been provided to support the “contract prices”, and the statement in the EJP that the prices include material and labour increases, we recommend a decrease of 10% on all WP5 allowances. This is generally based on observed deductions that we applied elsewhere within our review of the WPs, where we recommended certain cost increases be excluded as they likely constitute real price increases that the UR has advised are within the scope of the UR's real price effect adjustments, detailed within the frontier shift annex.

Table 73 Lump sum cost breakdown analysis

Sub-programme ID	Vol	Cost £	Cost justification	GHD Comments
T20k - Refurbish 110kV FFC		436,274		
Add new 110kV oil stop joint and tanks	1	259,417	Based on contract prices and costs included for tank works, road closure and E&R.	Works understood to be related to the Belfast North Main to Donegall refurbishment. Recommend for removal from the allowed investment. <i>See Technical justification and options appraisal review</i>
Cable 110kV tank manifold refurbishment	5	176,857	Based on contract pricing.	Works understood to be related to the Donegall-Hannahstown refurbishment.
T20m - Transmission cable accessories and ancillaries		1,357,447		
Replace 110kV cable sealing ends	10	975,300	Based on contract pricing.	The EJP and UR-0087 response indicate that 8 sets of cable sealing ends will be replaced compared to a volume of 10 provided in the cost breakdown. In view of this inconsistency, cost to be reduced based on 8 sets.
Cable sealing ends cleats	5	28,730	Based on contract pricing.	
Refurbishment of hydraulic ancillary systems	LS	62,697	Based on contract pricing.	No detail has been provided on the assumptions used in the compiling of the lump sum.
Sheath refurbishment	LS	102,471	Based on contract pricing.	Understood that 10 circuits will be refurbished. No detail has been provided on the assumptions used in the compiling of the lump sum.
Refurbish / replace underground cable ancillary pits	LS	188,249	Based on contract pricing.	Specific works are unknown as they will be based on the result of inspections to be carried out. No detail has been provided on the assumptions used in the compiling of the lump sum.
T20n - Replacement 110kV FFC		2,518,035		No detail has been provided on the basis of the lump sum (such as proposed cable route, installation, new cable details etc) making an accurate benchmarking assessment impossible.
Install 110kV UG cable non pressurised (per km)	2	2,518,035	Based on contract pricing.	The cost falls at the top end of GHD benchmark comparisons for 1 km of

Sub-programme ID	Vol	Cost £	Cost justification	GHD Comments
				110 kV dual circuit cable installation. On the basis that the cost includes decommissioning of the existing oil cable the cost falls within the reasonable benchmarking range.
T20r - Decommission FFC		242,007		We observed an inconsistency between the cost breakdown provided and the Lump Sum amount. The sum of the cost breakdown line items is £138,249.
Decommission & remove 110kV FF cable (km)	0.157	89,572	Based on contract pricing.	Given the uncertainty relating to the cost information provided, and the need to propose an efficient allowance, we recommend a 10% reduction is made (in addition to the 10% general reduction proposed for all WP5 allowances)
Decommission & hydrogel 110kV FF cable (km)	5	48,677	Based on contract pricing.	
T20s - Leak management technologies		148,032		
PFT Tagging FFC (per Oil Section) - Ballyhenry Rd Tower - Glengormley A	1	24,672	Based on contract pricing.	
PFT Tagging FFC (per Oil Section) - Ballyhenry Rd Tower - Glengormley B	1	24,672	Based on contract pricing.	
PFT Tagging FFC (per Oil Section) - Castlereagh - Cregagh A	2	49,344	Based on contract pricing.	
PFT Tagging FFC (per Oil Section) - Castlereagh - Cregagh B	2	49,344	Based on contract pricing.	

12.3 NIE Networks' Response to the DD

12.3.1 T20 - Transmission Cables

12.3.1.1 T20k - Refurbish 110kV Cable

The original DD recommendation was to disallow the proposed costs associated with the Belfast North Main to Donegall refurbishment works partly on the basis that "there is a significant probability that the cable will be replaced in the near future rendering the works unnecessary" due to works associated with the SONI Belfast Metropolitan plan.

NIE Networks acknowledged this position, but initially highlighted a risk that the Belfast Metropolitan plan might not secure regulatory funding or indeed the scope of the plan changes such that the Belfast North Main to Donegall circuits are not replaced. NIE Networks subsequently advised during an engagement session on 07/06/2024 that, following recent discussions, the Energising Belfast project (new name for the Belfast Metropolitan Plan) is 'due to be completed in Q1 2030.

NIE Networks advise that:

- 'The current plan is to lay a new cable route from Belfast North Main to Donegall Main to provide the uprated capacity requirements.
- After this the plan is to decommission the original cable as part of the D5 project. Therefore, NIE Networks are content to forgo the refurbishment work (£259k) within NIE Networks' final determination'.

12.3.1.2 T20m - Procurement of Transmission Cables Accessories and Ancillaries

Table 74 provides a summary of NIE Networks' responses to the DD with respect to the different equipment sub-categories that fall within the T20m sub-programme.

Table 74 Summary of NIE Networks' response to the DD for T20m

Equipment sub-category	Summary of NIE Networks' response to the DD
Replace 110kV cable sealing ends	GHD has reduced the company's total sets of cable sealing ends from 10 units to 8 on the basis that the EJP and the response to query UR-0087 indicate that 8 sets of cable sealing ends will be replaced compared with a volume of 10 provided in the cost breakdown. NIE Networks considers that there is no inconsistency in the statements in the EJP and that the volume of 10 is correct.
Quotation from Prysmian Group for sealing ends installation works	NIE Networks has provided a breakdown of a quote for the works from Prysmian Group. A breakdown of the cost has been provided.
Cable sealing end cleat cost	NIE Networks has provided a breakdown of the unit costs and quantities for cable cleat replacements.
Sheath refurbishment	NIE Networks has provided additional information regarding the proposed 10 sheath refurbishments. Additionally, NIE Networks has provided a breakdown of unit costs and quantities
Refurbish/replace underground cable ancillary pits	GHD's draft assessment considered that 'NIE Networks has provided no evidence or argument that the existing programme is insufficient. Further, the expected remediation rate of 20% is not supported with any source or basis'. On this basis GHD recommended a 'reasonable compromise between the positions of accepting unsupported volumes, and disallowing completely an allowance for which the fundamental need has not been rejected. In view of the overall replacement volumes GHD considers that the 50% allowance is reasonable to ensure efficiency while also allowing for critical works to be delivered'. NIE Networks has provided clarification on the pits and stated that the costs were subsequently submitted on the basis that 10% of the pits outside the substation would require remedial works. Therefore, NIE Networks confirms that the concern over the 20% had already been taken into account within the costs, without the associated commentary being updated. NIE Networks has further provided a breakdown of the cost for refurbishing a pit.
Refurbishment of hydraulic ancillary systems	NIE Networks has provided RP6 outturn costs to demonstrate that the proposed lump sum is in line with RP6 outturn. NIE Networks has not specifically stated what change they expect based on the provision of this information, however, GHD assumes that it is regarding the following determination 'on the basis that no detail or evidence has been provided to support the "contract prices", and the statement in the EJP that the prices include material and labour increases, we recommend a decrease of 10% on all WP5 allowances.'

12.3.1.3 T20n - Replacement 110kV FFC Cable

NIE Networks has provided a lump sum cost breakdown which includes March 2022 Uplift to Contract rates, RPI - 1% at March 2022. NIE Networks states that 'this costing exercise was undertaken by NIE Networks' design department based on FY2021/2022' baseline prices and initial scoping requirements.

NIE Networks has additionally commented on a change to the project expectations. 'In line with 'Touch the Network Once' ("TTNO") principles, instead of replacing this cable with a 124MVA, it should be replaced by a 200MVA cable at a marginal cost increase.' 'NIE Networks continues to work with SONI to collate the necessary justification for this TTNO investment alongside carrying out detailed costings on the use of 200MVA cable, any associated cable route changes and decommissioning impacts. The company welcomes further engagement with the UR once this work is complete to agree the best way to capture these potentially significant differences.'

12.3.1.4 T20r - Decommission FFC

NIE Networks has provided a clarification and correction regarding an inconsistency in the previously provided cost breakdown and Lump Sum amount.

NIE Networks request that the 10% reduction implemented in response to the conflicting data be removed.

12.3.1.5 T20s - Leak Management Technologies

GHD had no comments on the company's proposed costs for T20s and recommended an allowance of its proposed total (subject to the overall 10% reduction imposed for RPE adjustments).

NIE Networks has provided a breakdown of the lump sum cost (sum of £24,672 per 2km oil section) and a statement that: 'The costs at Table 4.24 have been compared to a quotation for third party works for the completion of the Castlereagh to Knock 110kV circuits in 2019 and are comparable. The proposed works were for four oil sections of varying lengths and duration required to complete the works. The average cost per oil section at that time was £20,003 (excluding costs relating to the supply or disposal of cable oil used, portable site supplies, security services and traffic management)'.

12.4 GHD FD Analysis

12.4.1 T20 - Transmission Cables

12.4.1.1 T20k - Refurbish 110kV Cable

NIE Networks advised that it is 'content to forgo the refurbishment work (£259k)' and, therefore, no change to the recommended allowance is required.

In addition to the expectation that the work would be delivered under a different funding mechanism, GHD's recommendation was based on two further points:

- The circuit does not qualify for intervention on the basis of the CIGRE methodology utilised by NIE Networks.
- The impact of the works on the health score would be minor with a reduction of only 0.38 to 0.34 (the threshold for intervention is 0.4).

NIE Networks has provided in response to a request for evidence of optioneering and quantitative comparison of options (UR-0087 – QA of options) only single sentence descriptions of two alternate options; full replacement, or no intervention. The relative costs and risks of these options have not been quantified for comparison and no alternate refurbishment options have been considered. As such NIE Networks has not demonstrated that the investment is good value. However, the environmental impact and compliance risk associated with doing no work is recognised by GHD. Such residual concerns should be considered should there be any changes to plans or requirement for additional approvals, e.g. if progressed under the D5 mechanism in future.

12.4.1.2 T20m - Procurement of Transmission Cables Accessories and Ancillaries

Table 75 provides a summary of GHD's updated analysis with respect to the different equipment sub-categories that fall within the T20m sub-programme.

Table 75 GHD updated assessment of T20m

Equipment sub-category	GHD updated assessment of T20m
Replace 110kV cable sealing ends	Whilst GHD maintains that the wording of the EJP is confusing we now accept NIE Networks' clarification and that the proposed RP7 volume of 10 is correct. GHD recommends that the volume of 10 be accepted within the FD allowance.
Quotation from Prysmian Group for sealing ends installation works	The date of the quote has not been provided so the impact or not of real price increases is not clear. There is also no evidence that multiple providers have been approached to provide quotes and thus ensure value. GHD recommends no change to the DD.

Equipment sub-category	GHD updated assessment of T20m
Cable sealing end cleat cost	No information has been provided on the basis for these unit costs. Previous responses state only that they are based on “Contractor Rates”. GHD recommends no change to the DD.
Sheath refurbishment	GHD’s draft recommendation was for the investment to be allowed with a 10% reduction due to the unsupported “Contract pricing”. While NIE Networks has now provided some breakdown of the price it has not provided the source or basis (date of unit rates, sole source or multiple quotes etc) for these unit costs. GHD recommends no change to the DD.
Refurbish/replace underground cable ancillary pits	NIE Networks has not addressed either of the GHD conclusions which influenced the DD. i.e. <ul style="list-style-type: none"> – NIE Networks has provided no evidence or argument that the existing programme is insufficient. – Further, the expected remediation rate of 20% is not supported with any source or basis. GHD notes that NIE Networks has halved its estimate of 20% to provide a cost based on 10%, however, as there is no source or basis for either number there is no reason to believe 10% is more reasonable than 20%. No information has been provided on the source and basis for the unit costs. GHD recommends no change.
Refurbishment of hydraulic ancillary systems	Additional cost build-up has been provided in FD UR-0021. GHD accepts the clarification. The 10% decrease to T20m allowance is recommended to be removed within the FD.

12.4.1.3 T20n - Replacement 110kV FFC Cable

On the basis of the NIE Networks unit costs aligning with GHD’s benchmark comparisons, and the additional data provided on the basis of the costing exercise, GHD considers that the 10% reduction applied due to unsupported “contractor” costings should be removed and recommends that the full allowance for T20n be approved in the FD.

NIE Networks has not requested any change to the determination regarding the post submission project technical requirement change.

12.4.1.4 T20r - Decommission FFC

GHD accepts the clarification and recommends that the 10% reduction be removed within the FD.

12.4.1.5 T20s - Leak Management Technologies

NIE Networks has not provided sufficient information to conclude whether the quotation for third party works for the completion of the Castlereagh to Knock 110kV circuits is comparable with the proposed RP7 capex. There is no information on the lengths of the circuits and the basis of the “contractor pricing” has not been provided e.g. the year the pricing was received, whether multiple quotes were obtained or it was single source etc.

The DD was for a 10% reduction which equates to an allowance of £22,429 per 2km oil section. GHD would consider the 2019 quote as comparable with this figure as the NIE requested allowance of £24,672.

GHD recommends no change.

12.5 GHD FD recommendation

Based on the above sections, the recommended RP7 FD allowances and volumes for each sub-programme are presented in Table 76.

Table 76 Transmission cables recommendations summary

Sub-programme ID	Requested by NIE Networks		Recommended by GHD (DD)		Recommended by GHD (FD)	
	RP7 allowance (£k)	RP7 volume	RP7 allowance (£k)	RP7 volume	RP7 allowance (£k)	RP7 volume
T20k - Refurbish 110kV Cable	436	-	159	-	159	-
T20m - Procurement of Transmission Cables Accessories and Ancillaries	1,357	-	961	-	1,263	-
T20n - Replacement 110kV FFC Cable	2,518	-	2,266	-	2,518	-
T20r - Decommission FFC	242	-	194	-	242	-
T20s - Leak Management Technologies	148	-	133	-	133	-
Total	4,702		3,714		4,316	

13. Summary and conclusions

Following our review of NIE Networks' capex plans for the RP7 period, within Sections 3-12 of this report, we have presented the outcome and recommended capex allowances, including our changes between DD and FD. The recommended allowances for each sub-programme within the WP are separately identified within Sections 3-12 and have also been consolidated into a single, complete table - this is included within Appendix A to this report. The summary of our recommended allowances for each WP is presented below in Table 77.

Table 77 GHD Recommended RP7 Capex Summary

	Programme ID	NIE Networks Requested RP7 Capex £k	GHD Recommended Capex £k (DD)	GHD Recommended Capex £k (FD)	Variance FD to RP7 request
WP1	Distribution (Primary & Secondary) Substation Plant	104,995	90,687	96,749	-8,246
	– D13 - Primary Plant	29,903	27,211	29,223	-680
	– D14 - Primary Transformers	16,088	14,136	15,476	-611
	– D15 - Secondary Substations	53,080	45,998	47,240	-5,840
	– D603 - Distribution Protection	5,924	3,342	4,809	-1,115
WP2	SCADA & Operational Telecomms	18,759	17,882	18,396	-363
	– D39 - SCADA	4,803	4,377	4,440	-363
	– D41 - Operational Telecoms network	13,956	13,505	13,956	-
WP3	Transmission Plant	49,960	45,912	47,589	-2,371
	– T10 - 110kV SWGR	1,565	798	1,048	-517
	– T11 - 275kV Plant Ancillaries	3,816	3,499	3,658	-157
	– T12 - 110kV Plant Ancillaries	11,322	10,308	10,680	-643
	– T13 - 275/110kV Transformer Replacement	10,570	9,953	10,570	-
	– T14 - 110/33kV Transformers Replacement	9,073	8,640	8,898	-174
	– T15 - 22kV Reactor Replacement	2,087	1,570	1,570	-517
	– T16 - Transmission Transformer Refurbishment	1,416	1,296	1,261	-155
	– T602 - Transmission Protection	5,697	5,433	5,547	-151
	– T701 - Strategic Spares	4,414	4,414	4,356	-58
WP4	Transmission OHL	36,901	33,800	35,916	-984
	– T17 - 275kV Overhead Line Asset Replacement	18,696	18,009	18,823	127
	– T19 - 110kV Overhead Line Asset Replacement	18,204	15,791	17,093	-1,111
WP5	Transmission Underground Cables	4,702	3,714	4,316	-386
	TOTAL	215,317	191,995	202,966	-12,350

In summary, GHD recommends an RP7 capex FD allowance of £203.0m relating to the works assessed within our scope (WP1 to WP5). This represents an overall reduction of £12.4m (5.7%) relative to NIE Network's RP7 submission for these activities.

NIE Networks provided 46 EJP's to support its RP7 programme of investment. GHD reviewed all EJPs as part of our technical support to UR. Generally, we found the EJP's provided some useful background to NIE Networks'

RP6 strategy and presented a high-level description of the investment drivers and proposed investment (both costs and volumes) for the RP7 period.

However, the EJPs lacked sufficient detail to support NIE Networks' proposed RP7 investment plan, with little analysis of options considered; we therefore sought additional clarification through the Q&A (query log) process and targeted engagement sessions. From this process, NIE Networks provided enhanced details regarding the condition assessment process, supporting documentation and records to evidence the justifications. Whilst some expanded information was provided, NIE Networks has not presented evidence of a robust investment appraisal of options.

In general, we have applied reductions based on the following:

- Insufficient justification for the proposed work or for the proposed volumes included within the RP7 scope. Where this has been the case, we have reduced the volume allowance and hence associated cost. In a small number of cases, we disallowed all costs for a specific sub-programme category.
- A number of NIE Networks' proposed RP7 unit cost increases relative to RP6 unit costs were not allowed as the price increases either included impact of real price effects or included other uplifts that we did not agree with; and
- RP7 project cost information not provided at a suitable level of detail, thus preventing us from confirming efficiency of proposed costs.

The largest reduction relates to WP1 - Distribution Plant with a recommended deduction of £8.2m (7.9%) proposed. This adjustment is spread across 61 sub-programmes of work divided into four groups:

- D13 - Primary Plant – reduction of £0.7m (2.3%), principally resulting from reductions to the following sub-programme:
 - D13a - Replace indoor switchgear (33kV) (£0.2m, 6.3% reduction);
 - D13o - Replace earth fault indicator (£0.2m, 32.0% reduction);
- D14 - Primary Transformers – reduction of £0.6m (3.8%), principally resulting from reductions to the following sub-programmes:
 - D14g - Transformer refurbishment (£0.2m, 58.3% reduction);
 - D14j - Transformer Noise Enclosures (£0.2m, 11.9% reduction);
 - D14l - 33/11kV Tx Oil Regeneration (£0.2m, 23% reduction);
- D15 - Secondary Substations – reduction of £5.8m (11.0%), principally resulting from reductions to the following sub-programmes:
 - D15b - Replace complete S/S (£2.4m, 13.4% reduction);
 - D15d - Secondary Switchboard Replacement (£0.6m, 32.0% reduction);
 - D15e - Replace OH fed GMT (£0.4m, 11.0% reduction);
 - D15t - RMU substation - mini kiosk (£0.5m, 14.4% reduction);
 - D15x - Secondary substation legalities (£0.7m, 34.5% reduction);
 - D15ac - Secondary substations physical (£0.8m, 18.3% reduction);
- D603 - Distribution Protection – reduction of £1.1m (18.8%), principally resulting from reductions to the following sub-programme:
 - D603a - 33kV protection retrofit (£0.3m, 45.2% reduction);
 - D603b - 11kV protection retrofit (£0.4m, 20.1% reduction).

The remaining work packages are proposed to be reduced, as follows:

- WP2 - SCADA & Operational Telecomms: £0.4m, 1.9% reduction;
- WP3 – Transmission Plant: £2.4m, 4.8% reduction;
- WP4 - Transmission OHL: £1.0m, 2.7% reduction; and
- WP5 – Transmission Underground Cables: £0.4m, 8.2% reduction.

Appendices

Appendix A

Detailed recommendations

Sub-programme ID	Requested by NIE Networks		Recommended by GHD (DD)		Recommended by GHD (FD)	
	RP7 allowance (£k)	RP7 volume ⁷⁵	RP7 allowance (£k)	RP7 volume	RP7 allowance (£k)	RP7 volume
WP1 – Distribution (Primary & Secondary) Substation Plant						
D13 - Primary Plant	29,903	1,196	27,211	946	29,223	1,025.5
D13a - Replace indoor switchgear (33kV)	3,745	24	3,508	24	3,508	24
D13b - Replace outdoor switchgear - circuit breaker (33kV)	4,553	67	4,531	67	4,531	67
D13c - Replace outdoor switchgear - complete mesh (with indoor switchboard)	1,925	11	1,783	11	1,783	11
D13d - Replace outdoor switchgear - mesh equipment (33kV)	715	6	715	6	715	5.5
D13e - Replace primary switchgear (33kV, 11kV & 6.6kV)	3,422	55	3,407	55	3,407	55
D13i - Civil works to primary substations	3,323	-	3,323	-	3,323	-
D13j - Primary substation lease renewal	4,301	34	2,783	22	4,301	34
D13k - Replace primary switchgear (11kV & 6.6kV) retro-fit	2,159	93	2,159	93	2,159	93
D13l - Refurbish primary S/S DC system	597	44	597	44	597	44
D13m - Rewire primary S/S (inc. AC services panel)	822	45	493	27	822	45
D13n - Plant painting (primary)	497	150	249	75	415	125
D13o - Replace earth fault indicator	565	559	384	380	384	380
D13r - 11kV Reyrolle Hadrian SMW Refurbishment	431	22	431	22	431	22
D13s - YMV2 Reyrolle Refurbishment	2,348	120	2,348	120	2,348	120
D13u - Asbestos Management	250	-	250	-	250	-
D13v - Primary physical security	250	-	250	-	250	-
D14 - Primary Transformers	16,088	458	14,136	302	15,476	436
D14b - Replace 33/11kV Transformer (upto 12.5MVA)	729	2	729	2	729	2
D14c - Replace 33/11kV or 33/6.6kV Transformer (upto 18.75MVA)	10,989	30	10,989	30	10,989	30
D14g - Transformer refurbishment	413	12	-	-	172	5
D14h - Cooler controls replacement	25	12	-	-	8	4
D14i - Sump Pumps	1,148	184	574	92	1,160	186
D14j - Transformer Noise Enclosures	1,679	8	1,480	8	1,480	8
D14k - Noise Surveys	365	170	365	170	365	170

⁷⁵ Initial submission value shown first in black, followed by the revised submission (submitted as part of the query process) in red.

Sub-programme ID	Requested by NIE Networks		Recommended by GHD (DD)		Recommended by GHD (FD)	
	RP7 allowance (£k)	RP7 volume ⁷⁵	RP7 allowance (£k)	RP7 volume	RP7 allowance (£k)	RP7 volume
D14l - 33/11kV Tx Oil Regeneration	740	40	-	-	574	31
D15 - Secondary Substations	53,080	24,218	45,998	24,205	47,240	24,205
D15a - Replace RMU	2,152	200	1,630	200	2,152	200
D15b - Replace complete S/S	18,122	288	15,329	275	15,692	275
D15c - Replace complete S/S and temporary S/S works	2,638	37	2,372	37	2,547	37
D15d - Secondary Switchboard Replacement	1,805	50	1,119	50	1,228	50
D15e - Replace OH fed GMT	3,199	50	2,971	50	2,848	50
D15f - Replace H pole S/S	1,068	49	961	49	961	49
D15g - H pole: TX change only	365	45	387	45	312	45
D15h - H pole: replace LV cabinet	248	44	230	44	230	44
D15k - Replace sectionalisers	1,468	139	1,468	139	1,468	139
D15l - Replace mini pillars	5,971	1,545	5,971	1,545	5,971	1,545
D15m - Refurbish LV plant	1,580	21,323	1,580	21,323	1,580	21,323
D15n - Replace LV wall mounted fuse board	464	21	451	21	451	21
D15o - Secondary substation ancillary works	1,512	-	1,361		1,361	-
D15q - Replace UDB	828	114	828	114	828	114
D15t - RMU substation - mini kiosk	3,567	56	3,054	56	3,054	56
D15x - Secondary substation legalities	1,959	-	1,077		1,282	-
D15y - Replace LV Cabinet (GM Substation)	651	40	651	40	651	40
D15z - RMU substation - mini kiosk and temp	1,212	17	1,069	17	1,128	17
D15aa - Fit UDB Blanket	43	200	43	200	43	200
D15ac - Secondary substations physical	4,227	-	3,445	-	3,455	-
D603 - Distribution Protection	5,924	703	3,342	380	4,809	545
D603a - 33kV protection retrofit	611	104	306	52	335	57
D603b - 11kV protection retrofit	2,003	304	1,001	152	1,601	243
D603e - Automatic Voltage Control replacements	375	22	187	11	375	22
D603g - 33kV Buscoupler retrofit	190	22	95	11	112	13
D603i - 33kV Transformer Protection retrofit	399	48	199	24	299	36
D603j - 33kV Distance Protection retrofit	57	4	29	2	29	2
D603k - Unit Protection retrofit - Full Diff / Pilot Box	243	15	129	8	146	9

Sub-programme ID	Requested by NIE Networks		Recommended by GHD (DD)		Recommended by GHD (FD)	
	RP7 allowance (£k)	RP7 volume ⁷⁵	RP7 allowance (£k)	RP7 volume	RP7 allowance (£k)	RP7 volume
D603k2 - Unit Protection retrofit - REF / NVD	43	10	22	5	26	6
D603l - 33kV Auto Changeover retrofit	185	9	103	5	123	6
D603m - 33kV SP Schemes	33	2	16	1	33	2
D603o - 33kV Substation Monitors	270	12	270	12	270	12
D603p - 33kV Substation Monitors retrofit	110	22	110	22	110	22
D603q - 11kV Substation Monitors	45	2	45	2	45	2
D603s - 11kV Unit Protection retrofit	265	68	132	34	210	54
D603u - Mesh VT Replacement	299	19	299	19	299	19
D603v - Switchboard VT Replacement	777	40	389	20	777	40
D603w - Protection Pilot	20	-	10	0	20	-
WP2 - SCADA & Operational Telecomms						
D39 - SCADA	4,803	127	4,377	127	4,440	127
D39b - Replace RTU	2,222	127	2,222	127	2,222	127
D39c - Control centre hardware & software	2,076	-	1,650	-	1,713	-
D39f - SCADA Battery Replacement	136	-	136	-	136	-
D39g - Retrofit Radios	369	-	369	-	369	-
D41 - Operational Telecomms network	13,956	-	13,505	-	13,956	-
D41c - PSTN Replacement	201	-	201	-	201	-
D41d - 10.5g Radio Creation	466	-	466	-	466	-
D41e - DC Asset Replacement	358	-	358	-	358	-
D41f - OIP Replacement	554	-	554	-	554	-
D41g - Comms Generators	61	-	61	-	61	-
D41h - Comms AC Services	72	-	72	-	72	-
D41j - Mast Replacements	583	-	469	-	583	-
D41k - Microwave Asset Replacement	424	-	424	-	424	-
D41l - Optical Distribution Frame Replacement	48	-	48	-	48	-
D41m - Optical Fibre Replacement	701	-	701	-	701	-
D41n - Optical Fibre New	3,619	-	3,619	-	3,619	-
D41o - Substation Comms Equipment Replacements	84	-	84	-	84	-
D41p - RAD Assets Replacements	4,098	-	4,098	-	4,098	-
D41r - Server Asset Replacements	125	-	125	-	125	-
D41s - Sync Assets Replacement	69	-	69	-	69	-
D41u - Comms Physical Security	78	-	78	-	78	-
D41x - Comms Cyber Security	392	-	392	-	392	-

Sub-programme ID	Requested by NIE Networks		Recommended by GHD (DD)		Recommended by GHD (FD)	
	RP7 allowance (£k)	RP7 volume ⁷⁵	RP7 allowance (£k)	RP7 volume	RP7 allowance (£k)	RP7 volume
D41y - Belfast Multi-Core Network	252	-	252	-	252	-
D41z - SCADA IP Transition	802	-	802	-	802	-
D41ab - Capacity Growth	338	-	0	-	338	-
D41ac - Comms Resilience	617	-	617	-	617	-
D41ae - Exchange Closure - Pilot	17	-	17	-	17	-
WP3: Transmission Plant						
T10 - 110kV SWGR Total	1,565	17	798	17	1,048	17
T10c - Replace 110kV switchgear	786	2	518	2	518	2
T10d - Refurbish 110kV Switchgear	168	9	280	15	224	12
T10e - Replace 110kV Circuit Breaker	611	6	0	0	306	3
T11 - 275kV Plant Ancillaries Total	3,816	71	3,499	71	3,658	71
T11g - Security systems	1,132	-	879		1,038	
T11j - DC standby systems	7	-	7		7	
T11k - Ballylumford 275kV CVT Replacement	552	24	552	24	552	24
T11m - AC rewire	90	2	90	2	90	2
T11o - Drainage	453	-	453		453	
T11p - Kilroot 275kV CT Replacement	572	21	572	21	572	21
T11r - 22kV Capacitor Bank Refurbishment	50	-	45		45	
T11s - Filter Bank Replacement	25	-	23		23	
T11t - 275kV Surge Arrestor Replacement	116	4	116	4	116	4
T11v - Substation legalities	251	-	251		251	
T11w - Sump Pumps	96	14	96	14	96	14
T11x - Earthing Spigots/Parking bars	112	-	56		56	
T11y - Replacement of Signage	23	-	23		23	
T11aa - 275/110kV Tx Oil Regeneration	336	6	336	6	336	6
T12 - 110kV Plant Ancillaries Total	11,322	219	10,308	187	10,680	201
T12d - Transformer bunding	100	-	100		100	
T12f - Generator	937	19	937	19	937	19
T12h - DC standby systems	318	-	318		318	
T12i - AC system rewire	329	8	329	8	329	8
T12o - Civil works to primary substations	3,510	-	3,510		3,510	
T12r - 110kV Disconnecter replacement	769	17	769	17	769	17
T12s - Drainage Upgrade	283	-	283		283	
T12t - 110kV CT Replacement	503	27	452	27	452	27

Sub-programme ID	Requested by NIE Networks		Recommended by GHD (DD)		Recommended by GHD (FD)	
	RP7 allowance (£k)	RP7 volume ⁷⁵	RP7 allowance (£k)	RP7 volume	RP7 allowance (£k)	RP7 volume
T12v - 110kV Surge Arrestor Replacement	88	4	88	4	88	4
T12w - 110kV Capacitor Bank Replacement	50	-	45		45	
T12x - Transformer Noise Enclosures	892	4	766	4	766	4
T12y - Sump Pumps	357	52	240	35	275	40
T12z - Earthing Spigots/Parking bars	308	-	154		154	
T12aa - Replacement of Signage	77	-	77		77	
T12ab - 110kV Earth Switch Replacement	1,565	52	1,565	52	1,565	52
T12ac - 110/33kV Tx Oil Regeneration	1,125	30	563	15	900	24
T12ad - 110kV Coffin CTs	112	6	112	6	112	6
T13 - 275/110kV Transformer Replacement Total	10,570	6	9,953	6	10,570	6
T13a - Transformers (275/110kV) Procure only	6,626	3	6,626	3	6,626	3
T13c - Transformers (275/110 kV) Install only	2,077	3	2,077	3	2,077	3
T13f - Replace associated cable	1,867	-	1,250	-	1,867	-
T14 - 110/33kV Transformers Replacement Total	9,073	20	8,640	20	8,898	20
T14a - Transformers (110/33 kV) Procure only	4,748	6	4,748	6	4,573	6
T14b - Transformers (110/33 kV) Install only	2,181	6	2,181	6	2,181	6
T14c - Replace associated cable	1,532	-	1,100		1,532	-
T14d - Replace Earthing Transformer	265	4	265	4	265	4
T14e - Replace Transformer Cooler	347	4	347	4	347	4
T15 - 22kV Reactor Replacement Total	2,087	4	1,570	4	1,570	4
T15a - 22kV Reactors Procure only	1,451	2	1,108	2	1,108	2
T15e - 22kV Reactors Install only	636	2	462	2	462	2
T16 - Transmission Transformer Refurbishment Total	1,416	76	1,296	70	1,261	70
T16a - Refurbish/Replace 275kV Bushing	213	6	213	6	213	6
T16b - 275kV Plant Painting	79	4	79	4	44	4
T16d - Refurbish 275kV TX tap changer	80	4	80	4	80	4
T16f - Replace 110kV Bushing	75	6	75	6	75	6
T16g - 110kV Plant Painting	249	21	129	15	129	15
T16i - Refurbish 110kV TX tap changer	487	22	487	22	487	22
T16k - Replace 110kV Cooler Controls	19	7	19	7	19	7

Sub-programme ID	Requested by NIE Networks		Recommended by GHD (DD)		Recommended by GHD (FD)	
	RP7 allowance (£k)	RP7 volume ⁷⁵	RP7 allowance (£k)	RP7 volume	RP7 allowance (£k)	RP7 volume
T16l - Replace PST Tap Changer Control Unit	200	2	200	2	200	2
T16m - Replace 275kV Cooler Controls	15	4	15	4	15	4
T701 - Strategic Spares Total	4,414	-	4,414	-	4,356	
T701a - Grid Transformer	2,209	-	2,209		2,209	-
T701b - Main Transformer	1,583	-	1,583		1,524	-
T701c - Grid Plant	623	-	623		623	-
T602 - Transmission Protection Total	5,697	173	5,433	173	5,547	173
T602e - Install 275kV Interbus Transformer Protection	70	1	70	1	70	1
T602h - Install 275kV Feeder Protection	902	8	817	8	817	8
T602j - Install 275kV Circuit Breaker Fail	395	48	395	48	395	48
T602k - Install 22kV Reactors	110	4	110	4	110	4
T602n - Install 110kV Transformer Protection	1,160	17	1,160	17	1,160	17
T602o - Install 110kV Distance Protection	725	16	725	16	725	16
T602p - Install 110kV Tap Change Control	363	14	363	14	363	14
T602r - Install 110kV Load Shedding (Relay Change Only and Minor Wiring)	83	26	83	26	83	26
T602t - Install 110kV Unit Protection	423	10	423	10	423	10
T602u - Install 110kV Intertripping	29	2	22	2	22	2
T602w - Load Shedding Panel	42	4	42	4	42	4
T602x - Install 275kV Grid Substation Monitors	60	2	60	2	60	2
T602y - Install 110kV Grid Substation Monitors	261	7	261	7	202	7
T602aa - Remove Protection	22	-	22		22	-
T602ad - Install 275kV Autoreclose	494	10	494	10	494	10
T602ae - Install 275kV Operational Intertripping	140	-	140		140	-
T602af - Install 110kV Buscoupler	64	2	64	2	64	2
T602ah - Install PST Protection	182	2	182	2	182	2
T602ai - 61850 Hardware Replacement	150	-	-	-	150	-
T602aj - Protection Studies	22	-	-	-	22	-
WP4: Transmission OHL						
T17 - 275kV Overhead Line Asset Replacement	18,696	3,223 / 2,764	18,009	2,627	18,823	2,668
T17d - Tower Painting	2,541	360	2,430	360	2,430	360

Sub-programme ID	Requested by NIE Networks		Recommended by GHD (DD)		Recommended by GHD (FD)	
	RP7 allowance (£k)	RP7 volume ⁷⁵	RP7 allowance (£k)	RP7 volume	RP7 allowance (£k)	RP7 volume
T17e - Replace Colour and Number Plates	160	300	127	239	135	253
T17f - Foundation assessment	573	208	612	208	573	208
T17g - Condition assessment	198	310	198	310	198	310
T17j - Muff Repair	139	131	83	131	167	131
T17k - Trolley Inspections	407	740 / 495	216	495	216	495
T17m - 275kV Remedial	398	0	358	-	378	-
T17n - 275kV Steel Work Replacement	100	0	96	-	100	-
T17q - 275kV Damper Replacements	37	122	37	122	37	122
T17r - 275kV Undercrossings	396	33	396	33	396	33
T17s - 275kV Tower Replacement	6,400	8	6,400	8	6,400	8
T17t - 275kV Muff Painting	214	272	214	272	187	272
T17v - 275kV Fittings	102	152	92	137	97	144
T17x - 275kV Foundation Repair	5,560	48	5,560	48	6,255	54
T17y - 275kV Tower Security	608 / 547	214 / -	493	-	520	-
T17z - 275kV Conductor Sampling	37	25	37	25	37	25
T17aa - 275kV Stepbolt	826	300 / 266	658	239	697	253
T19 - 110kV Overhead Line Asset Replacement	18,204	4,644 / 4,733	15,791	4,528	17,093	4,252
T19a - Replace conductor	4,046	136	3,347	136	4,046	136
T19b - 110kV Replace Suspension Insulator	757	376 / 378	684	340	761	378
T19c - 110kV Replace Tension Insulator	980	92	769	83	934	92
T19e - Tower Painting	1,483	525	1,398	525	1,398	525
T19f - Replace wood poles	1,531	370	1,210	320	1,210	320
T19g - Replace colour and number plates (Double)	56	97 / 74	36	67	54	100
T19g1 - 110kV Replace colour and number plates (Single AKA 19j)	28	95	21	77	23	85
T19h - Foundation assessment	1,150	389	994	389	994	389
T19i - Condition assessment	333	487	333	487	333	487
T19n - Muff repairs	195	183	59	183	234	183
T19p - 110kV Remedial	350	-	315	-	350	-
T19r - 110kV Tower Replacement (Single)	1,400	-	1,400	-	1,400	-
T19t - 110kV Muff Painting	299	380	299	380	261	380
T19v - 110kV Tower Painting (single)	460	326	434	326	434	326
T19y - 110kV Damper Replacements	54	180	54	180	54	180
T19z - 110kV Foundation Repair	2,526	19	2,201	19	2,201	19

Sub-programme ID	Requested by NIE Networks		Recommended by GHD (DD)		Recommended by GHD (FD)	
	RP7 allowance (£k)	RP7 volume ⁷⁵	RP7 allowance (£k)	RP7 volume	RP7 allowance (£k)	RP7 volume
T19aa - 110kV Steel Work Replacement	100	0	100	-	100	-
T19ab - 110kV Tower Security	1,176	460	866	414	967	-
T19ac - 110kV Conductor Sampling	102	70	102	70	102	70
T19ad - 110kV Step bolts (Single)	94	107	95	108	106	120
T19af - Castlereagh - Rathgael ADSS recovery	108	67	108	67	108	67
T19ag - 110kV LV Undercrossings	156	13	156	13	156	13
T19ah - 110kV Clearances	500	0	434	-	450	-
T19ai - 110kV Step bolts (Double)	264	150 / 187	296	168	330	187
T19aj - 110kv Replace Fittings	54	122 / 195	78	176	86	195
WP5 – Transmission Underground Cables						
T20 - Transmission Cables	4,702	-	3,714	-	4,316	-
T20k - Refurbish 110kV Cable	436	-	159	-	159	-
T20m - Procurement of Transmission Cables Accessories and Ancillaries	1,357	-	961	-	1,263	-
T20n - Replacement 110kV FFC Cable	2,518	-	2,266	-	2,518	-
T20r - Decommission FFC	242	-	194	-	242	-
T20s - Leak Management Technologies	148	-	133	-	133	-



ghd.com

→ **The Power of Commitment**