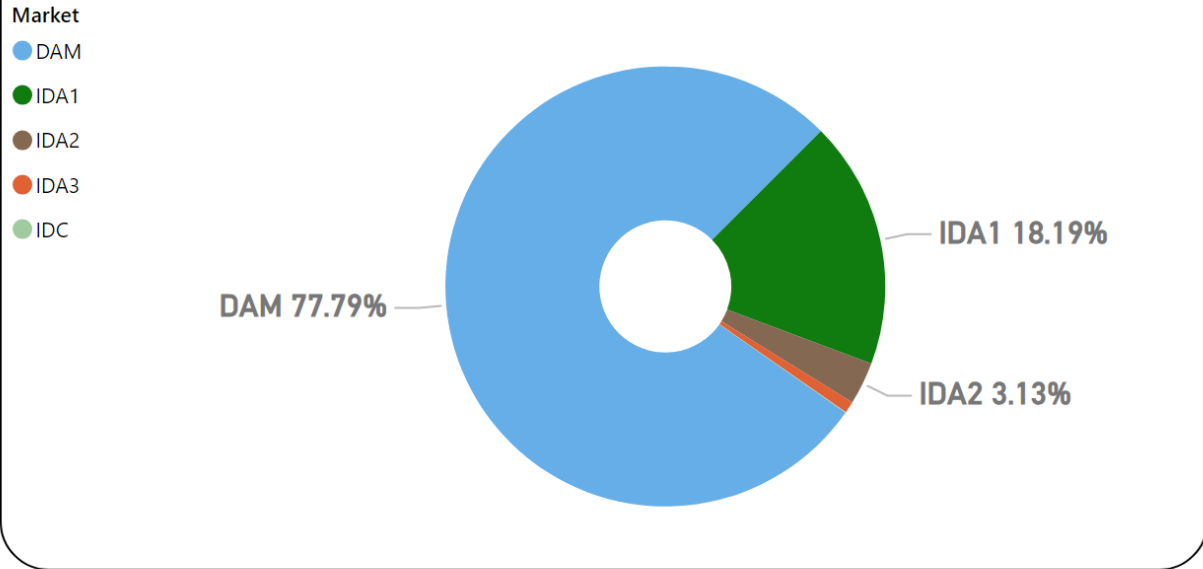


MMU Weekly Market Summary Report

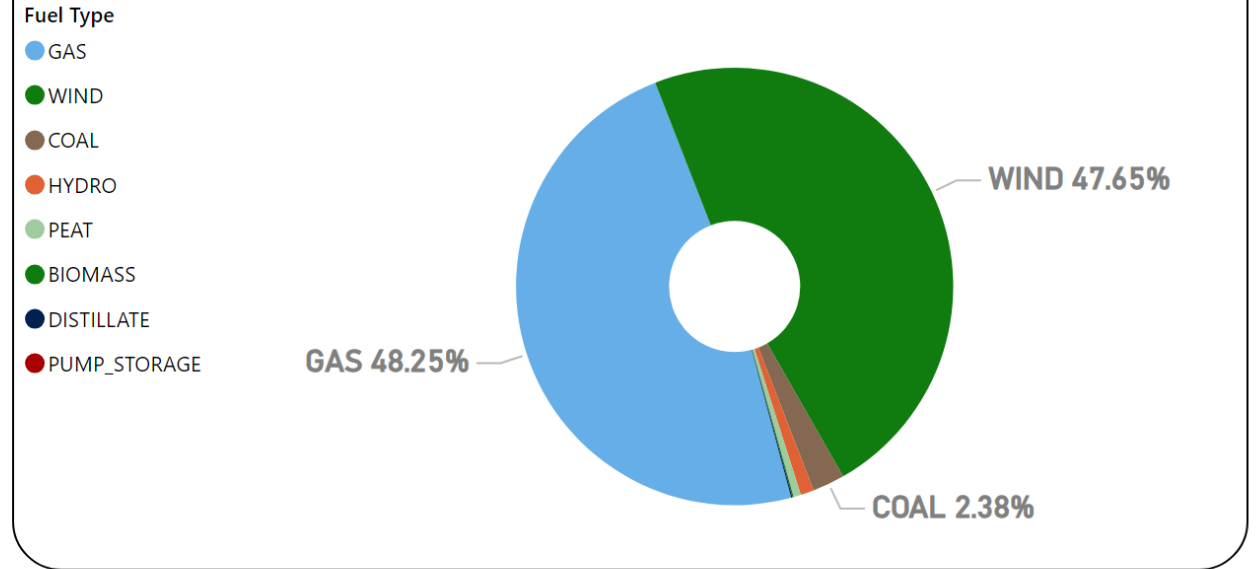
- Week Commencing 13 January 2025

Weekly Volume by Market



Source: SEMO PX

Weekly Fuel Mix



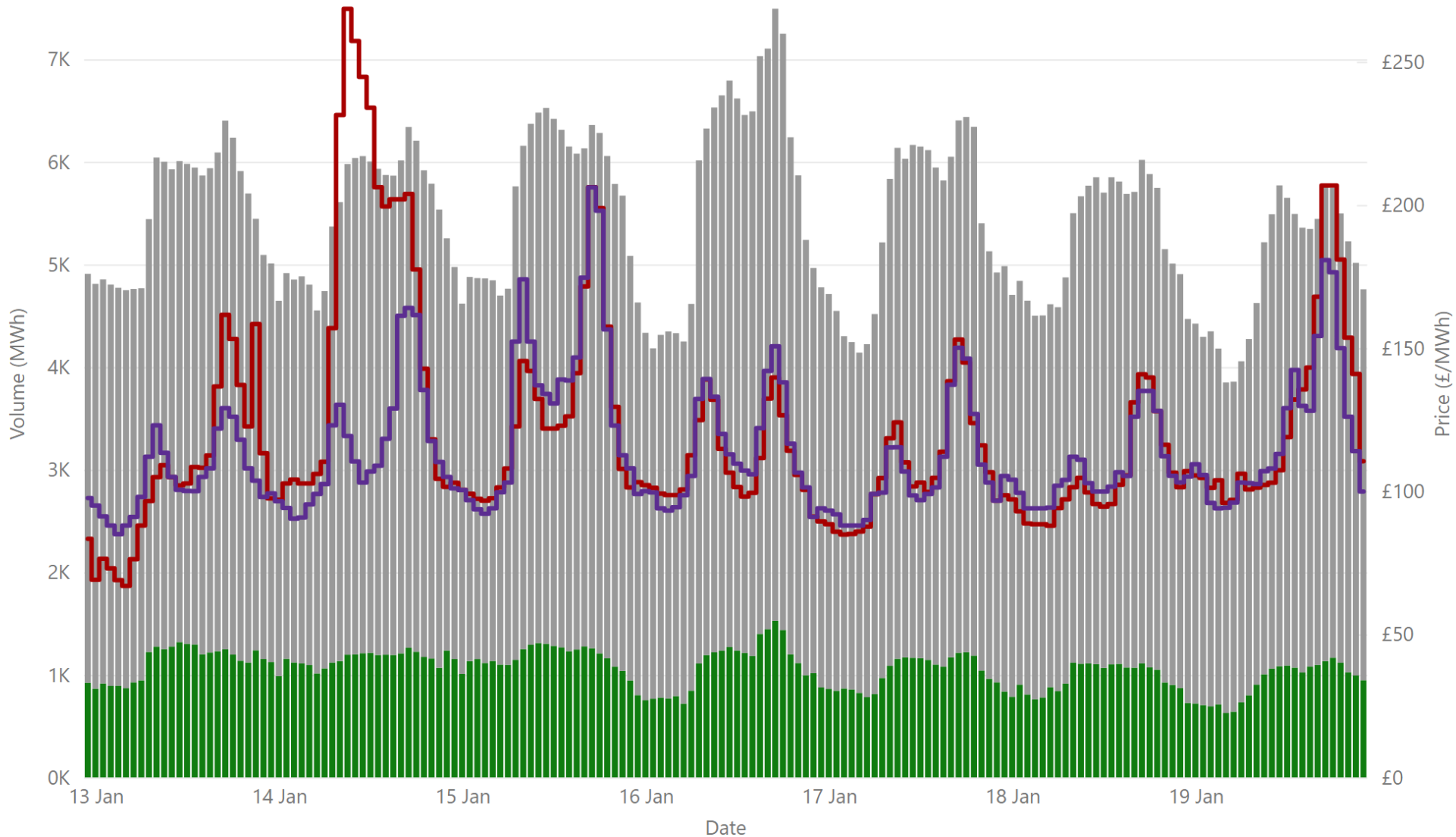
Source: SEMO PX

Summary Table

Date	Daily System Demand (MWh)*	Daily Dam Price (£/MWh)**	Daily Actual Wind (MWh)*	Daily Average Gas Price (p/th)***	Daily Average Coal Price (€/t)***	Daily Average Carbon Price (€/t)***
13 January 2025	127,143.50	107.75	79,151.25	123.75	107.75	74.90
14 January 2025	126,689.00	166.15	32,639.50	120.20	105.35	75.07
15 January 2025	124,887.00	129.72	52,821.00	119.35	106.35	75.92
16 January 2025	126,411.00	112.27	71,325.00	118.15	107.20	75.95
17 January 2025	123,633.25	109.10	74,088.25	123.35	108.90	77.52
18 January 2025	115,521.75	104.93	78,096.50	123.35	108.90	77.52
19 January 2025	114,043.25	129.26	39,771.00	123.35	108.90	77.52

Sources: * EirGrid ** SEMO PX *** Oil Market Journal

Weekly Day Ahead Market Summary - Week Commencing 13 January 2025



£120.28
 Weekly Average SEM DAM Price*

113.93
 Weekly Average GB EPEX Price*

£112,068,689.55
 Weekly SEM DAM Market Value*

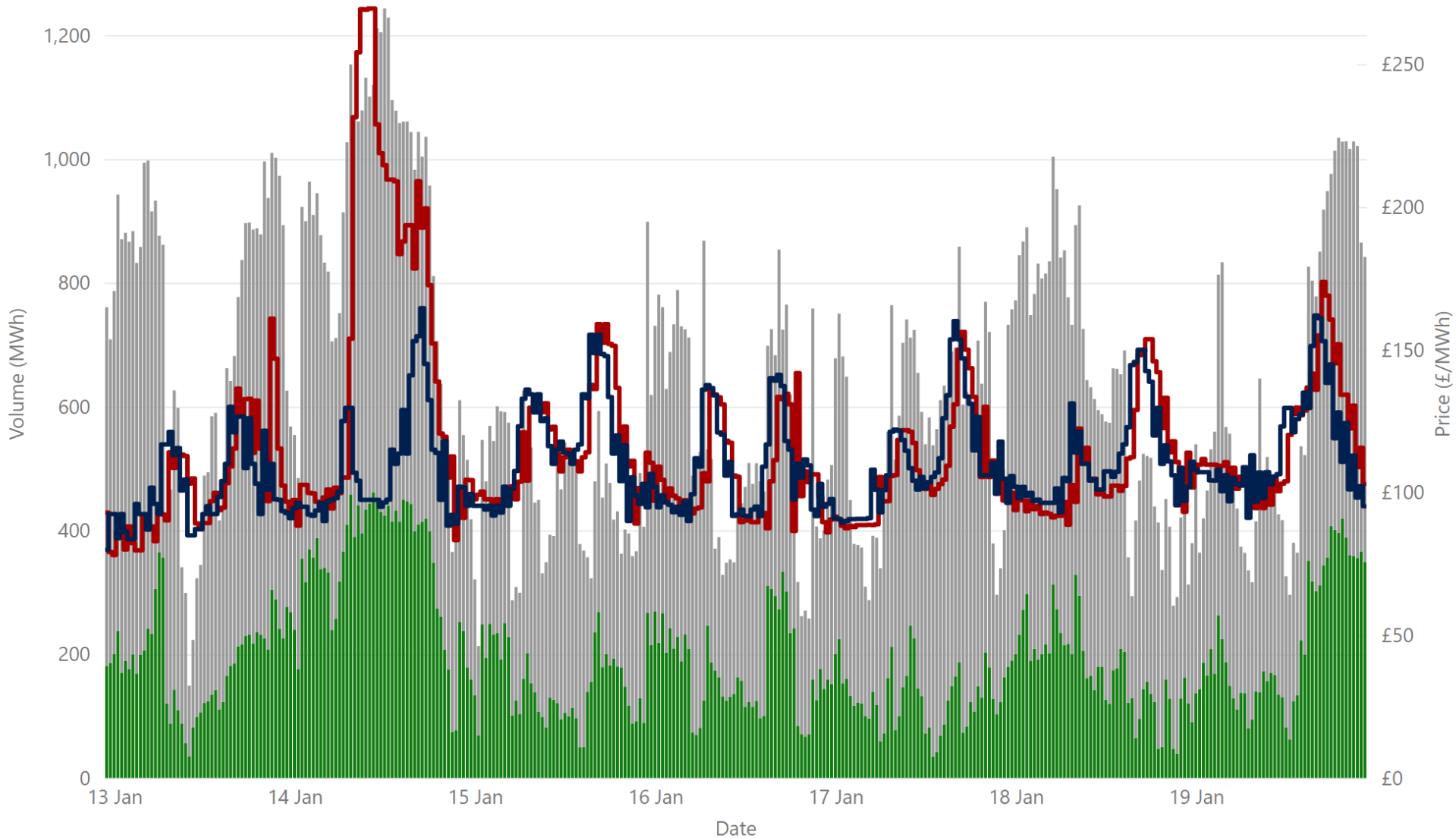
912,999.90
 Weekly SEM DAM Volume MWh*

Legend ● NI Volume* ● ROI Volume* ● SEM DAM Price* ● GB EPEX Price*

Sources:
 * SEMO PX
 ** EPEX
 *** Nordpool

Weekly Intraday Auction 1 Summary - Week Commencing 13 January 2025

Legend ● NI Volume* ● ROI Volume* ● SEM IDA1 Price* ● GB IDA1 Price**



£116.23
Weekly Average SEM IDA1 Price*

£109.67
Weekly Average GB IDA1 Price**

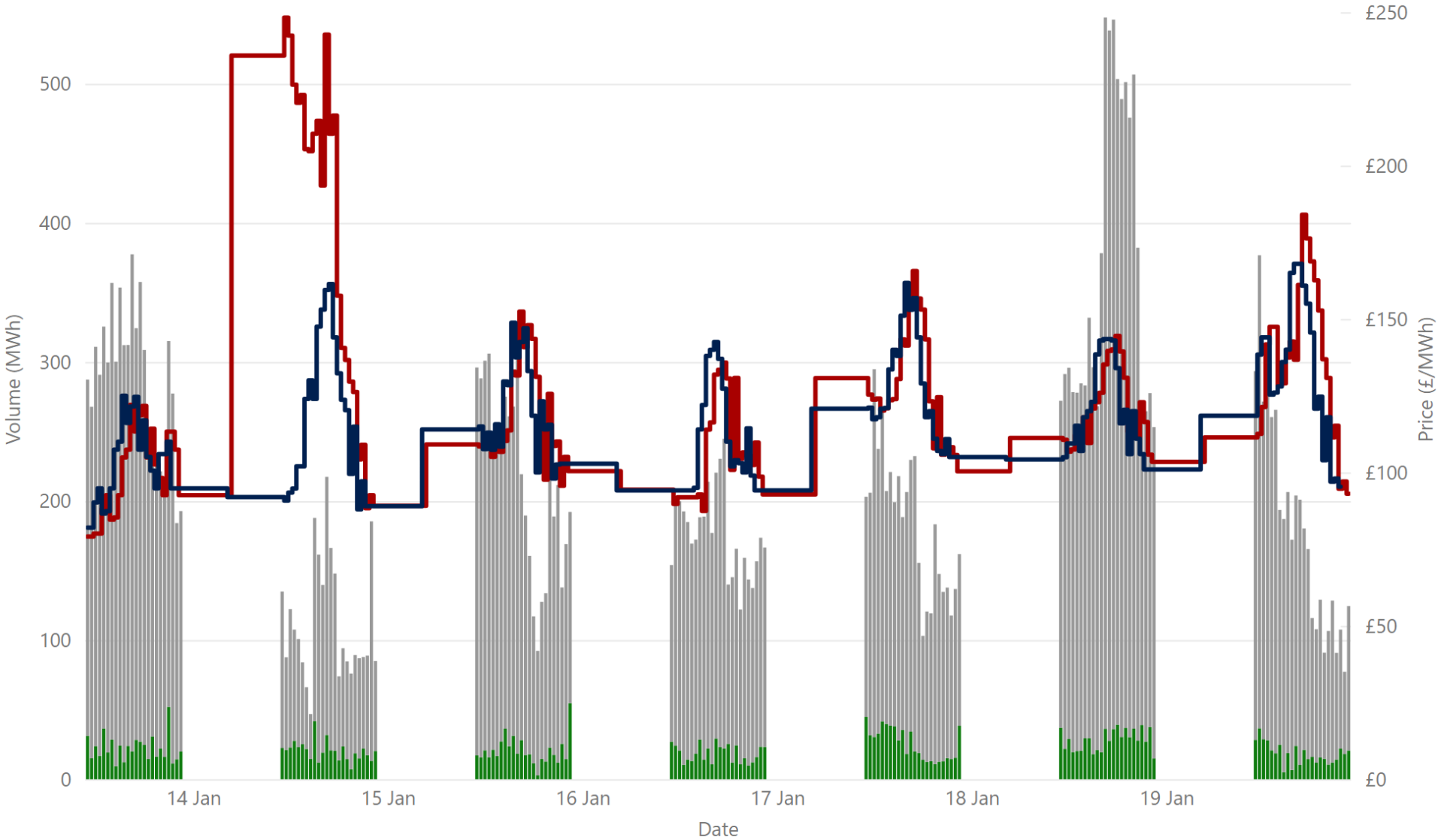
£25,956,004.15
Weekly SEM IDA1 Market Value*

213,495.50
Weekly SEM DAM Volume MWh*

Sources:
* SEMO PX
** EPEX

Weekly Intraday Auction 2 Summary - Week Commencing 13 January 2025

Jurisdiction Volume ● NI Volume* ● ROI Volume* ● SEM IDA2 Price* ● GB Price**

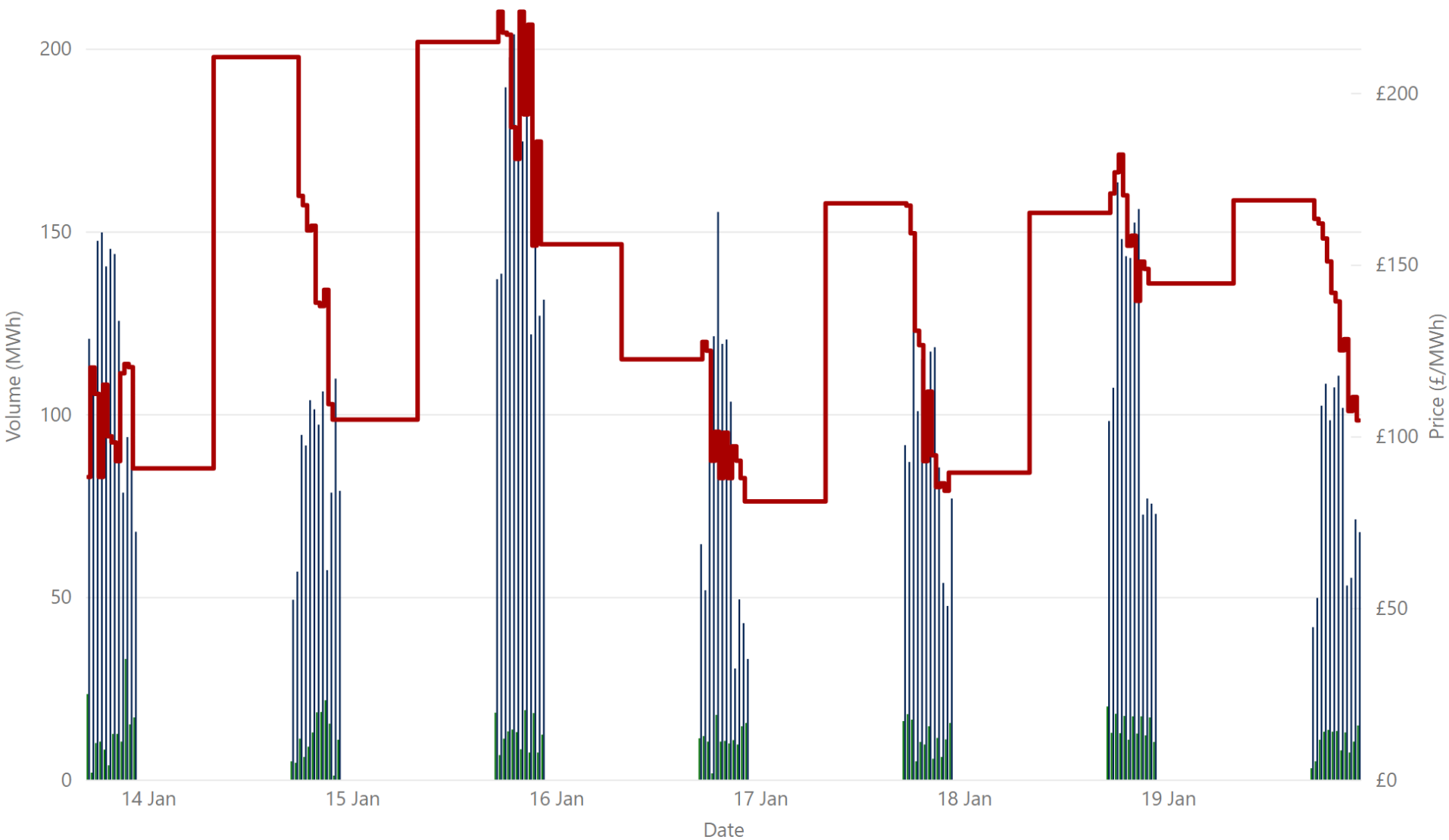


£126.15
 Weekly Average SEM IDA2 Price*
£118.44
 Weekly Average GB IDA2 Price**
£4,489,965.17
 Weekly SEM IDA2 Market Value*
36,687.50
 Weekly SEM IDA2 Volume MWh*

Sources:
 * SEMO PX
 ** EPEX

Weekly Intraday Auction 3 Summary - Week Commencing 13 January 2025

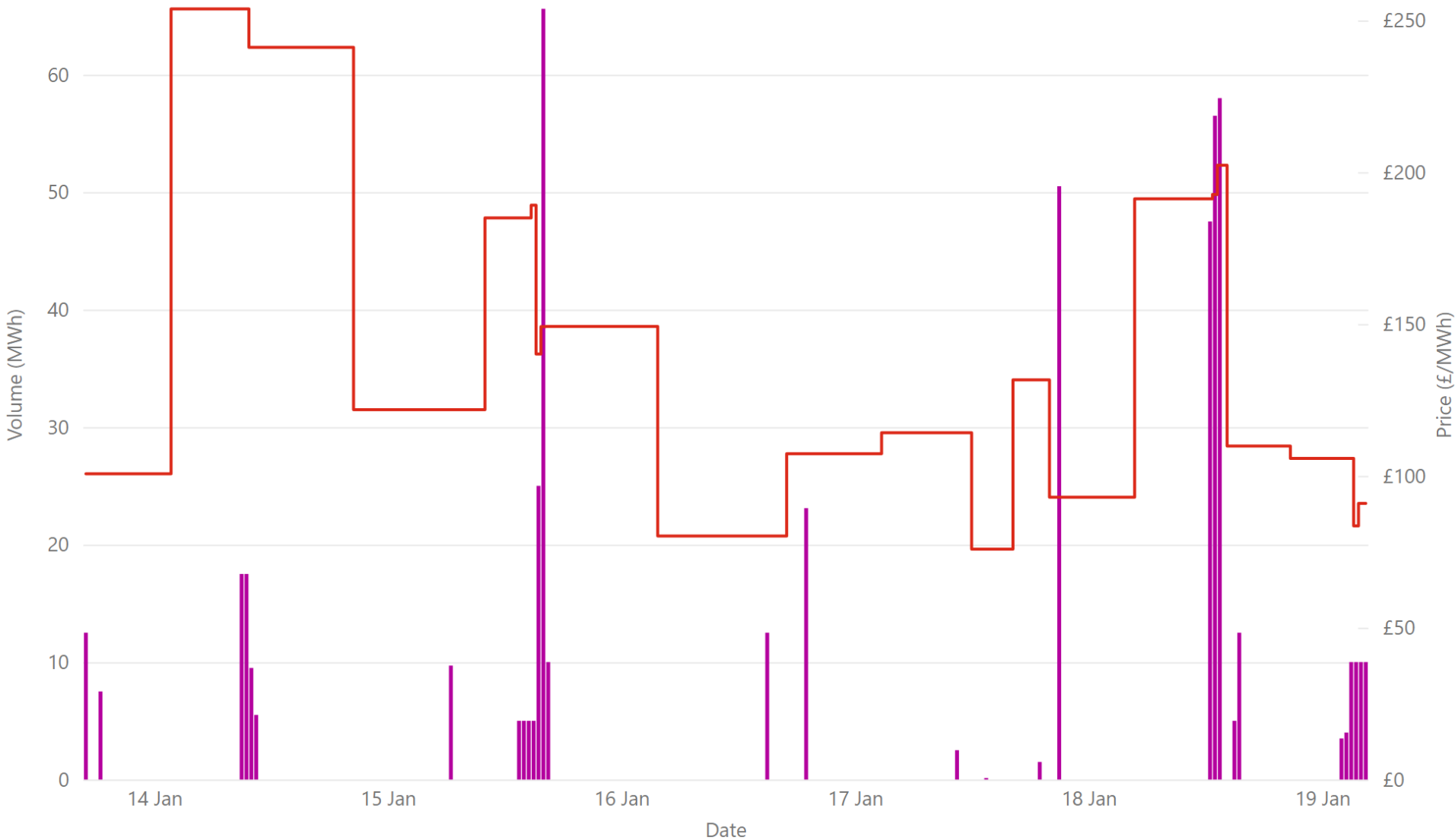
Jurisdiction ● NI Volume* ● ROI Volume* ● SEM Price*



£138.43
Weekly Average SEM IDA3 Price*
£1,429,390.01
Weekly SEM IDA3 Market Value*
9,935.00
Weekly SEM IDA3 Volume MWh*

Weekly Intraday Continuous Summary - Week Commencing 13 January 2025

● IDC Volume* ● Weighted Average IDC Price*



£144.73
Weekly SEM IDC Average Price*

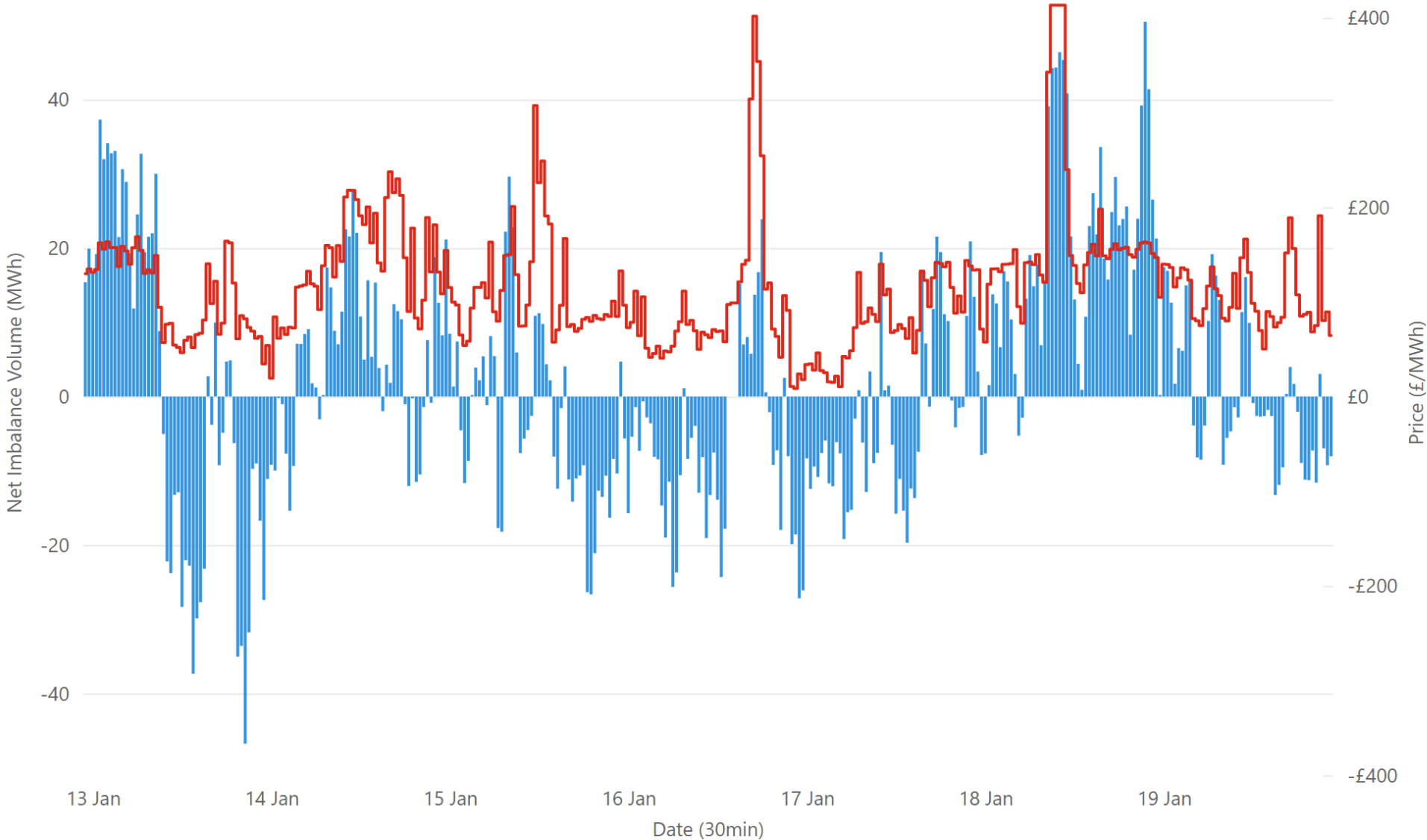
£253.81
Weekly SEM IDC Max Price*

£75.90
Weekly SEM IDC Min Price*

517.50
Weekly SEM IDC Volume MWh*

Weekly Balancing Market 30 Minute Summary - Week Commencing 13 January 2025

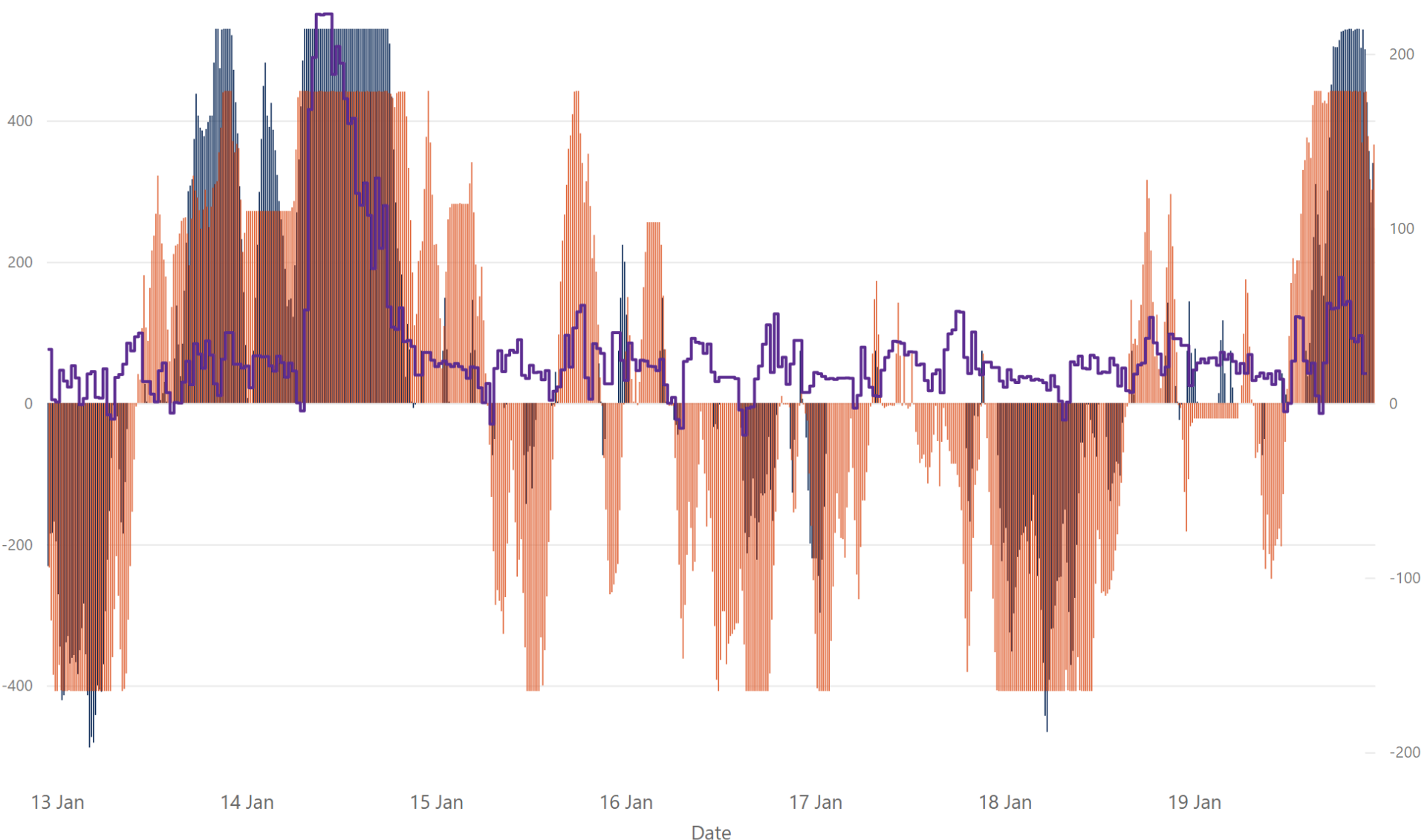
● Net Imbalance Volume* ● 30 Minute Imbalance Settlement Price*



£116.40
Ave 30min Imbalance Price*
£413.20
Max 30min Imbalance Price*
£8.55
Min 30min Imbalance Price*
50.48
Max Net Imbalance Volume*
-46.77
Min Net Imbalance Volume*

Weekly Interconnection Summary - Week Commencing 13 January 2025

● EWIC Volume (MW)* ● MOYLE Volume (MW)* ● SEM-GB Spread**



86,896.00	Weekly MOYLE (MW) Import*
-81,158.00	Weekly MOYLE (MW) Export*
5,738.00	Weekly MOYLE (MW) NET*
62,747.00	Weekly EWIC (MW) Import*
-29,614.00	Weekly EWIC (MW) Export*
33,133.00	Weekly EWIC (MW) NET*

Sources:
* EirGrid
** SEMO, EPEX & Nordpool

Weekly Wind Capacity Summary - Week Commencing 13 January 2025

● 15 Minute Forecast Wind (MW)* ● 15 Minute Actual Wind (MW)*



4044
Max Actual Wind (MW)*

475
Min Actual Wind (MW)*

4604
Max Forecast Wind (MW)*

479
Min Forecast Wind (MW)*