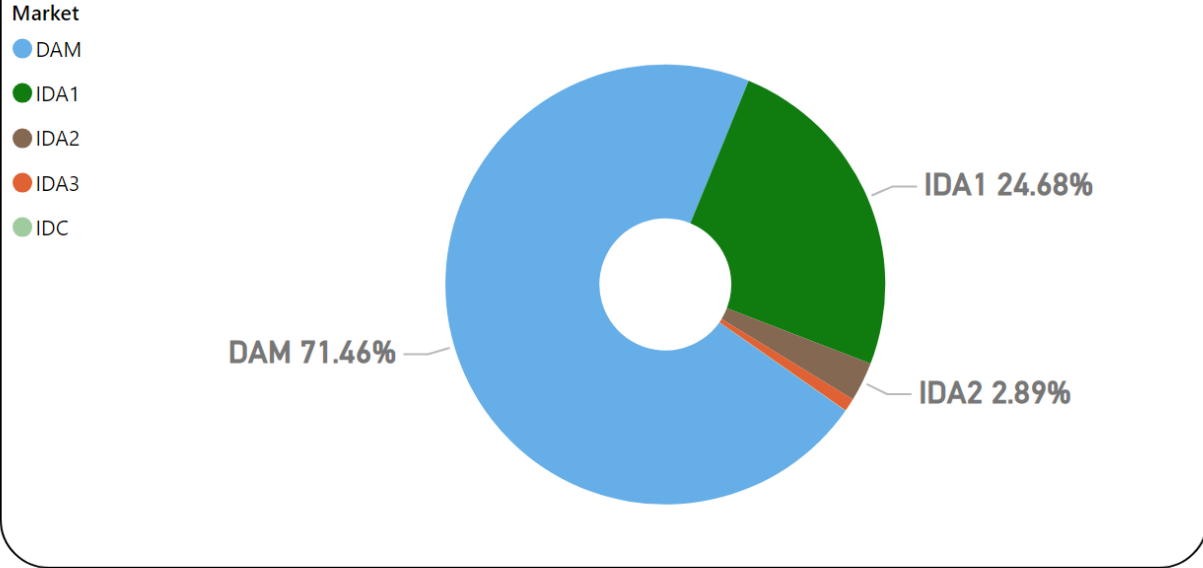


# MMU Weekly Market Summary Report

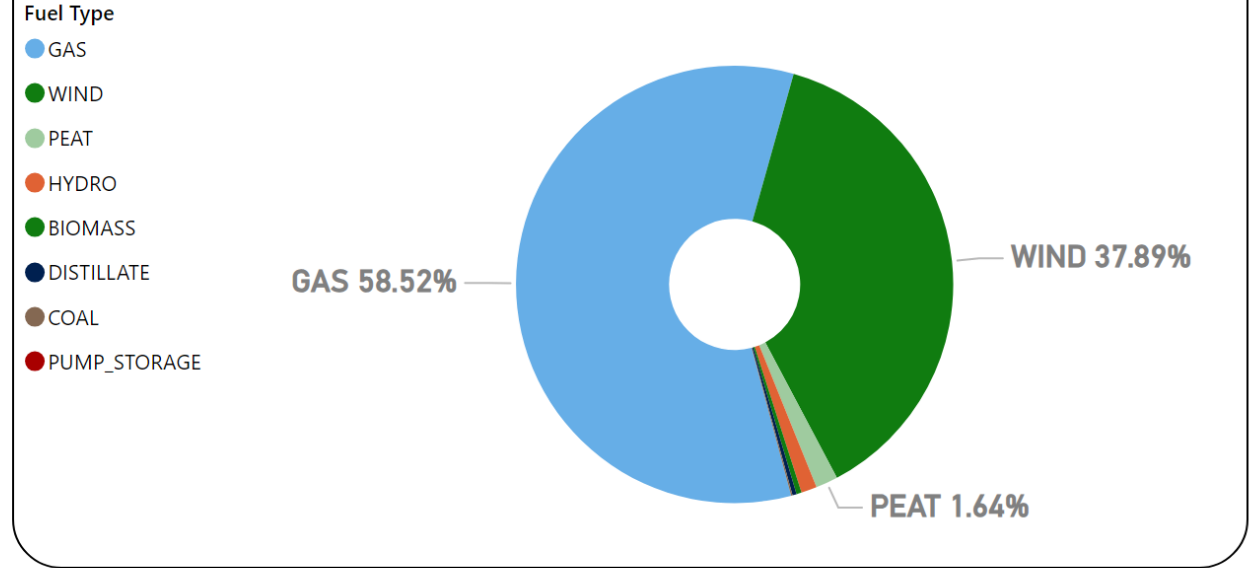
## - Week Commencing 30 December 2024

### Weekly Volume by Market



Source: SEMO PX

### Weekly Fuel Mix



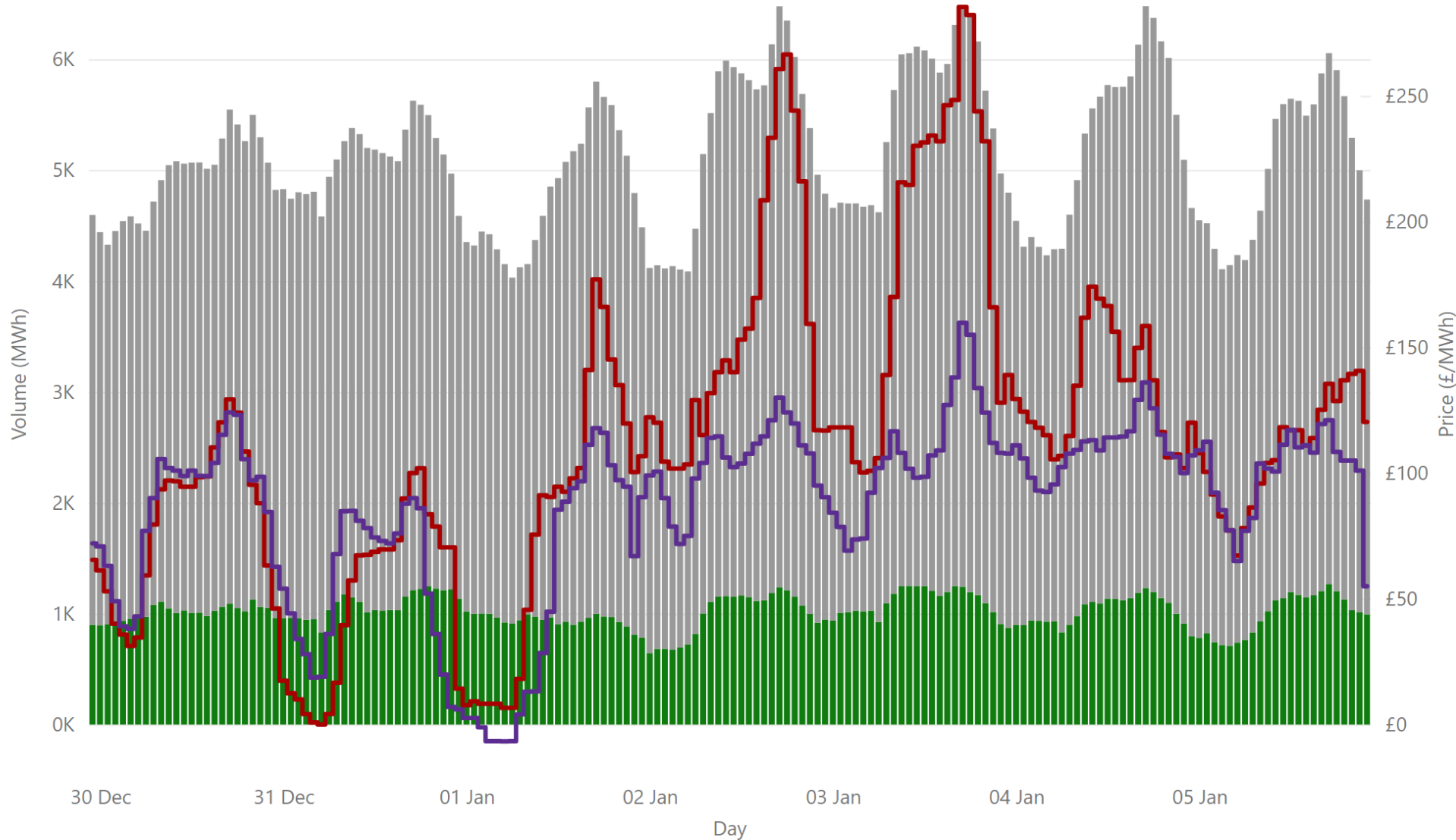
Source: SEMO PX

### Summary Table

Date	Daily System Demand (MWh)*	Daily Dam Price (£/MWh)**	Daily Actual Wind (MWh)*	Daily Average Gas Price (p/th)***	Daily Average Coal Price (€/t)***	Daily Average Carbon Price (€/t)***
30 December 2024	108,796.75	83.99	78,302.50	117.48	112.65	70.00
31 December 2024	108,984.25	52.32	78,845.75	122.00	113.95	70.65
01 January 2025	106,265.75	79.24	36,124.25	122.00	113.95	70.65
02 January 2025	124,345.25	162.48	17,026.25	124.83	114.50	73.07
03 January 2025	130,969.25	189.88	13,135.25	124.23	112.85	73.85
04 January 2025	126,764.75	134.29	25,265.50	124.23	112.85	73.85
05 January 2025	120,375.00	111.17	56,289.25	124.23	112.85	73.85

Sources: \* EirGrid \*\* SEMO PX \*\*\* Oil Market Journal

# Weekly Day Ahead Market Summary - Week Commencing 30 December 2024



**£112.43**  
 Weekly Average SEM DAM Price\*

**87.54**  
 Weekly Average GB EPEX Price\*

**£101,374,853.94**  
 Weekly SEM DAM Market Value\*

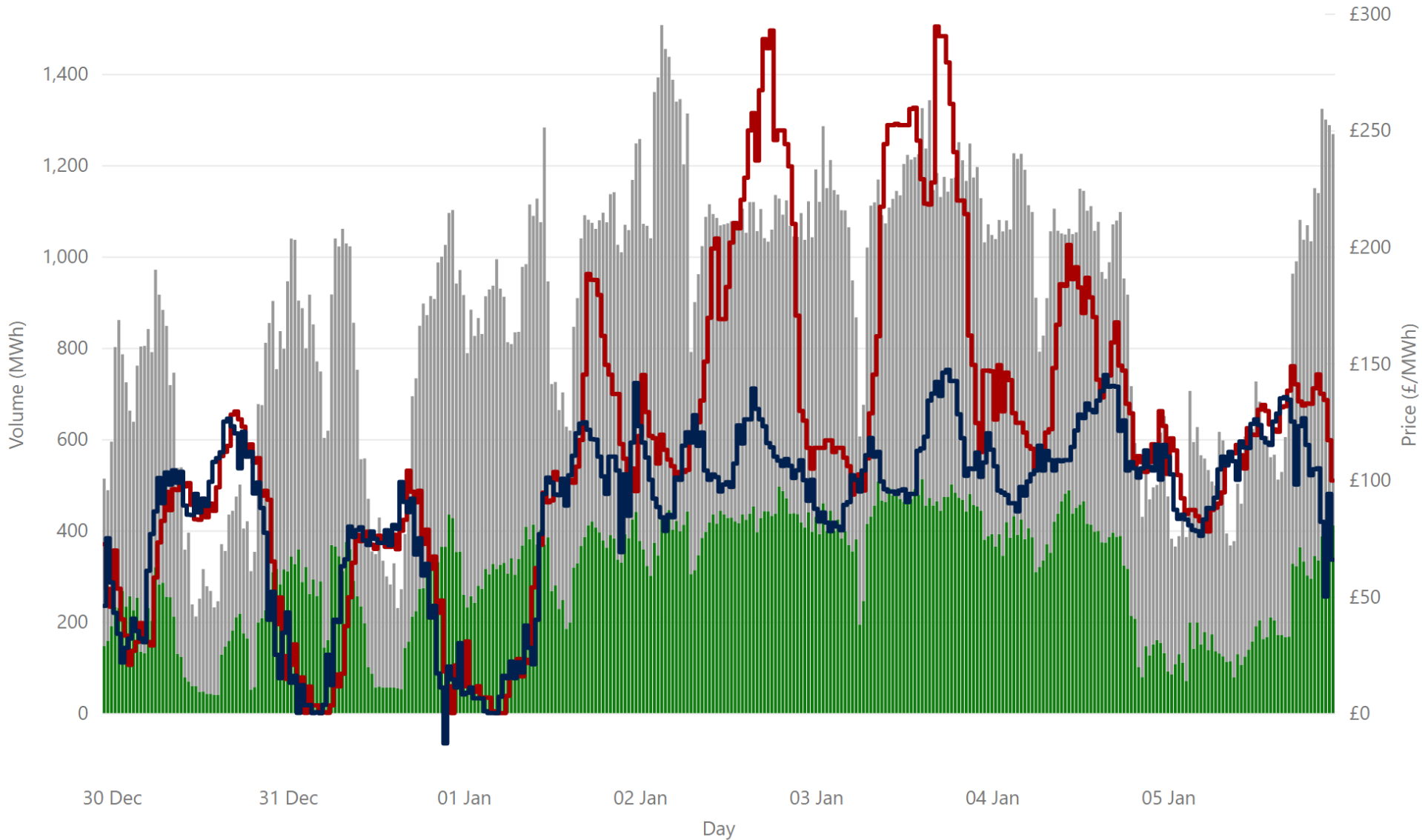
**860,740.00**  
 Weekly SEM DAM Volume MWh\*

Legend ● NI Volume\* ● ROI Volume\* ● SEM DAM Price\* ● GB EPEX Price\*

Sources:  
 \* SEMO PX  
 \*\* EPEX  
 \*\*\* Nordpool

# Weekly Intraday Auction 1 Summary - Week Commencing 30 December 2024

Legend ● NI Volume\* ● ROI Volume\* ● SEM IDA1 Price\* ● GB IDA1 Price\*\*



£115.85  
Weekly Average SEM IDA1 Price\*

£88.30  
Weekly Average GB IDA1 Price\*\*

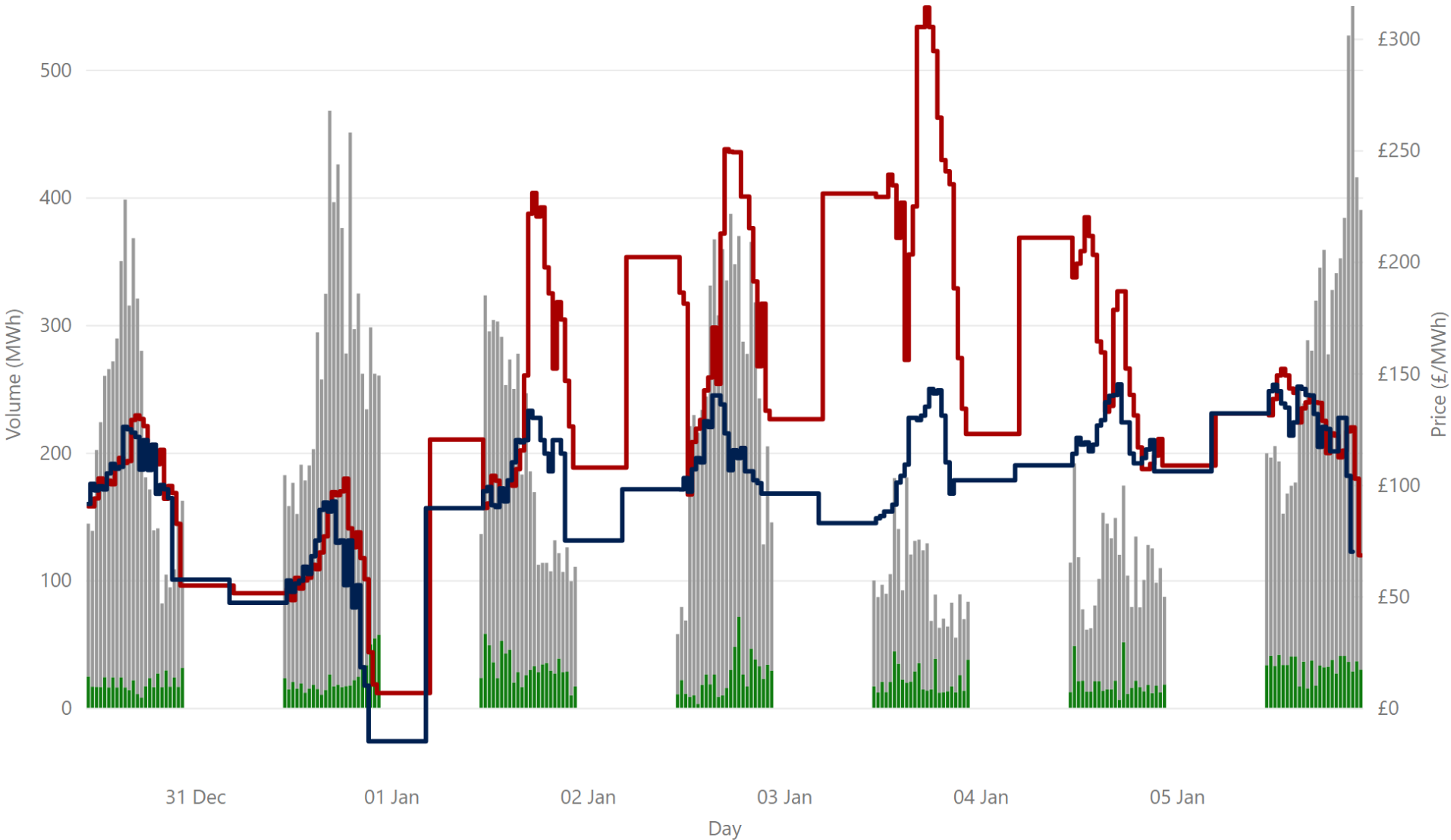
£36,933,341.50  
Weekly SEM IDA1 Market Value\*

297,247.90  
Weekly SEM DAM Volume MWh\*

Sources:  
\* SEMO PX  
\*\* EPEX

# Weekly Intraday Auction 2 Summary - Week Commencing 30 December 2024

Jurisdiction Volume ● NI Volume\* ● ROI Volume\* ● SEM IDA2 Price\* ● GB Price\*\*



£144.04  
Weekly Average SEM IDA2 Price\*

£106.57  
Weekly Average GB IDA2 Price\*\*

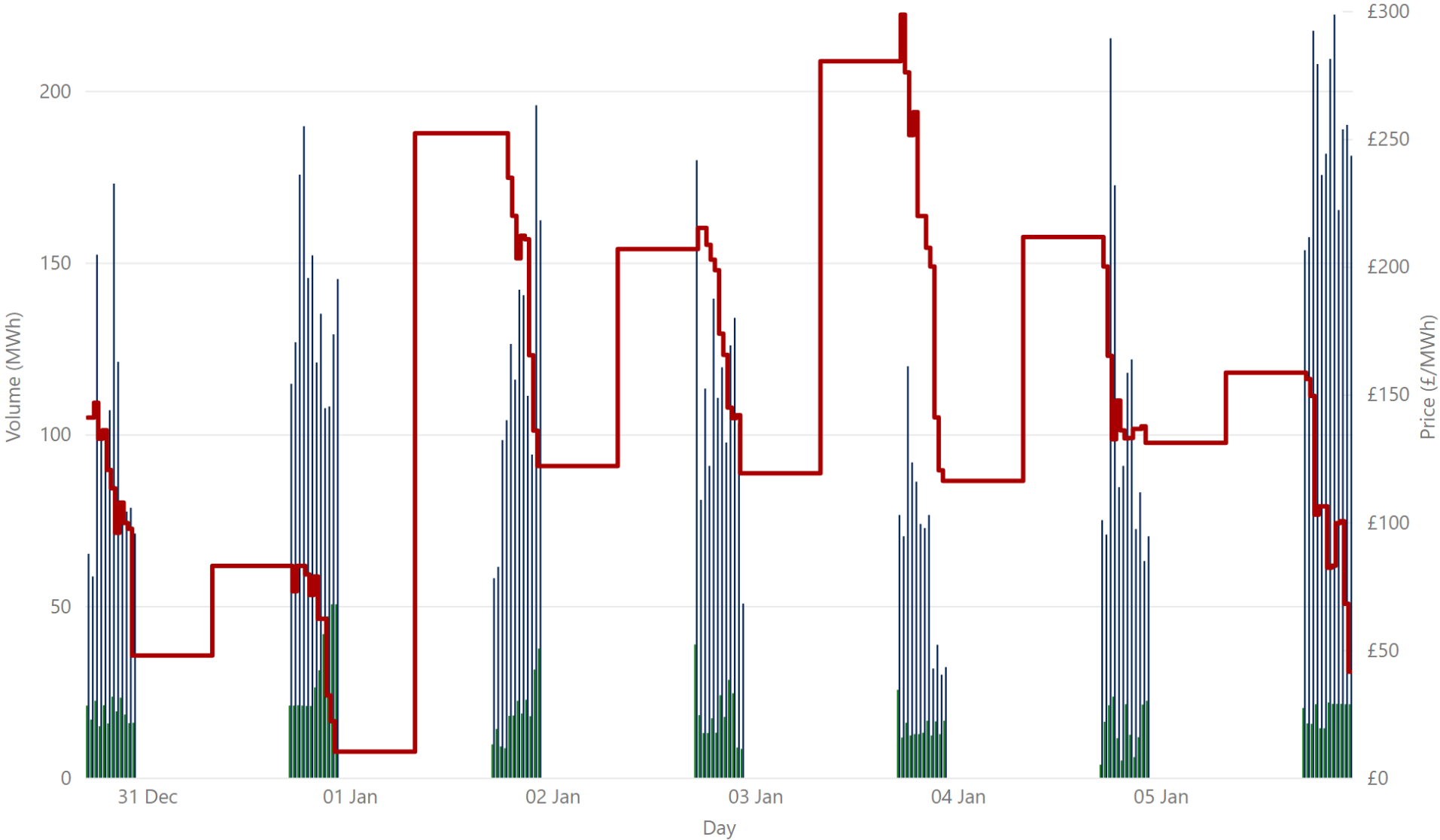
£4,635,223.64  
Weekly SEM IDA2 Market Value\*

34,808.00  
Weekly SEM IDA2 Volume MWh\*

Sources:  
\* SEMO PX  
\*\* EPEX

# Weekly Intraday Auction 3 Summary - Week Commencing 30 December 2024

Jurisdiction ● NI Volume\* ● ROI Volume\* ● SEM Price\*



£147.72  
Weekly Average SEM IDA3 Price\*

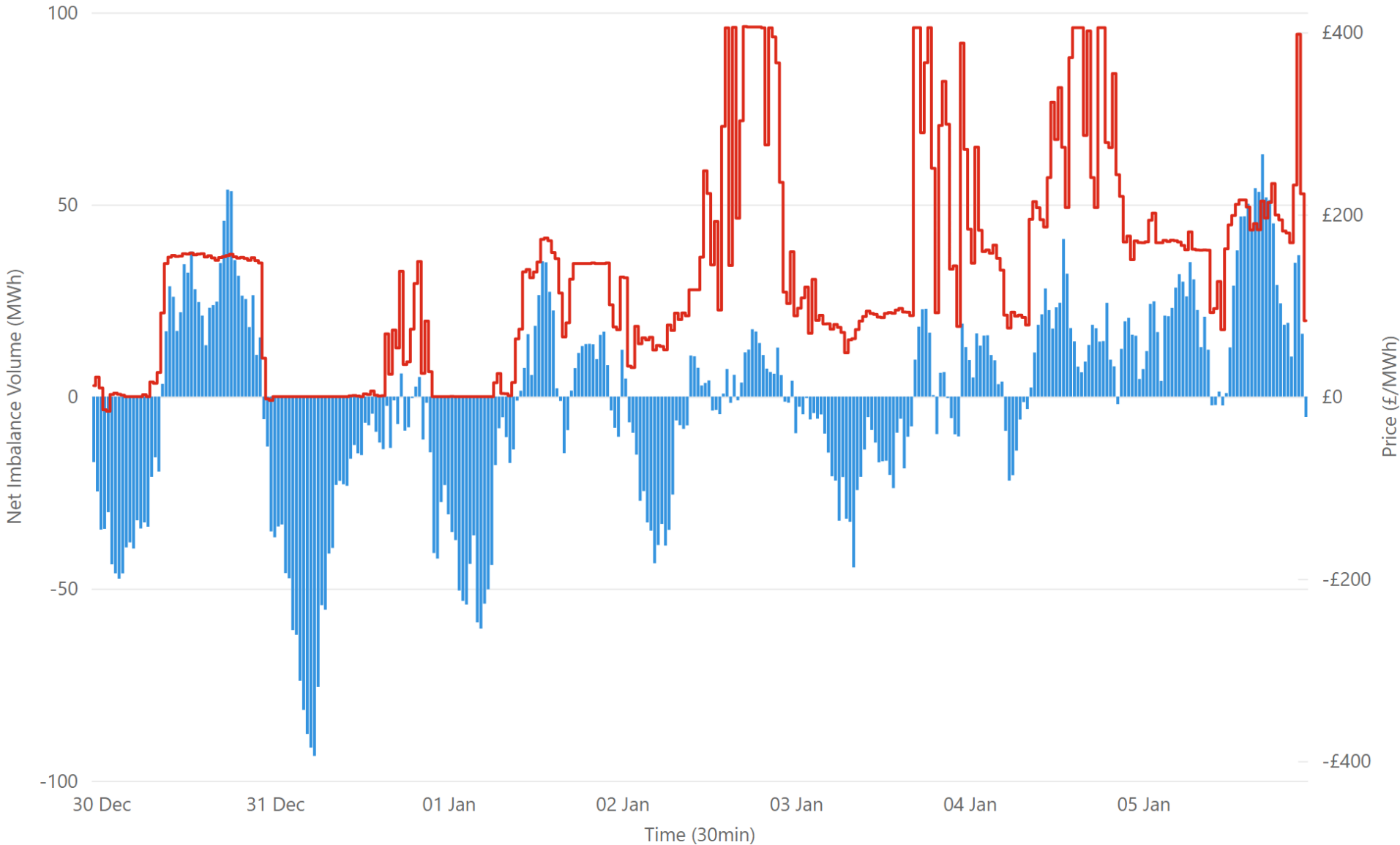
£1,588,038.86  
Weekly SEM IDA3 Market Value\*

11,517.00  
Weekly SEM IDA3 Volume MWh\*



# Weekly Balancing Market 30 Minute Summary - Week Commencing 30 December 2024

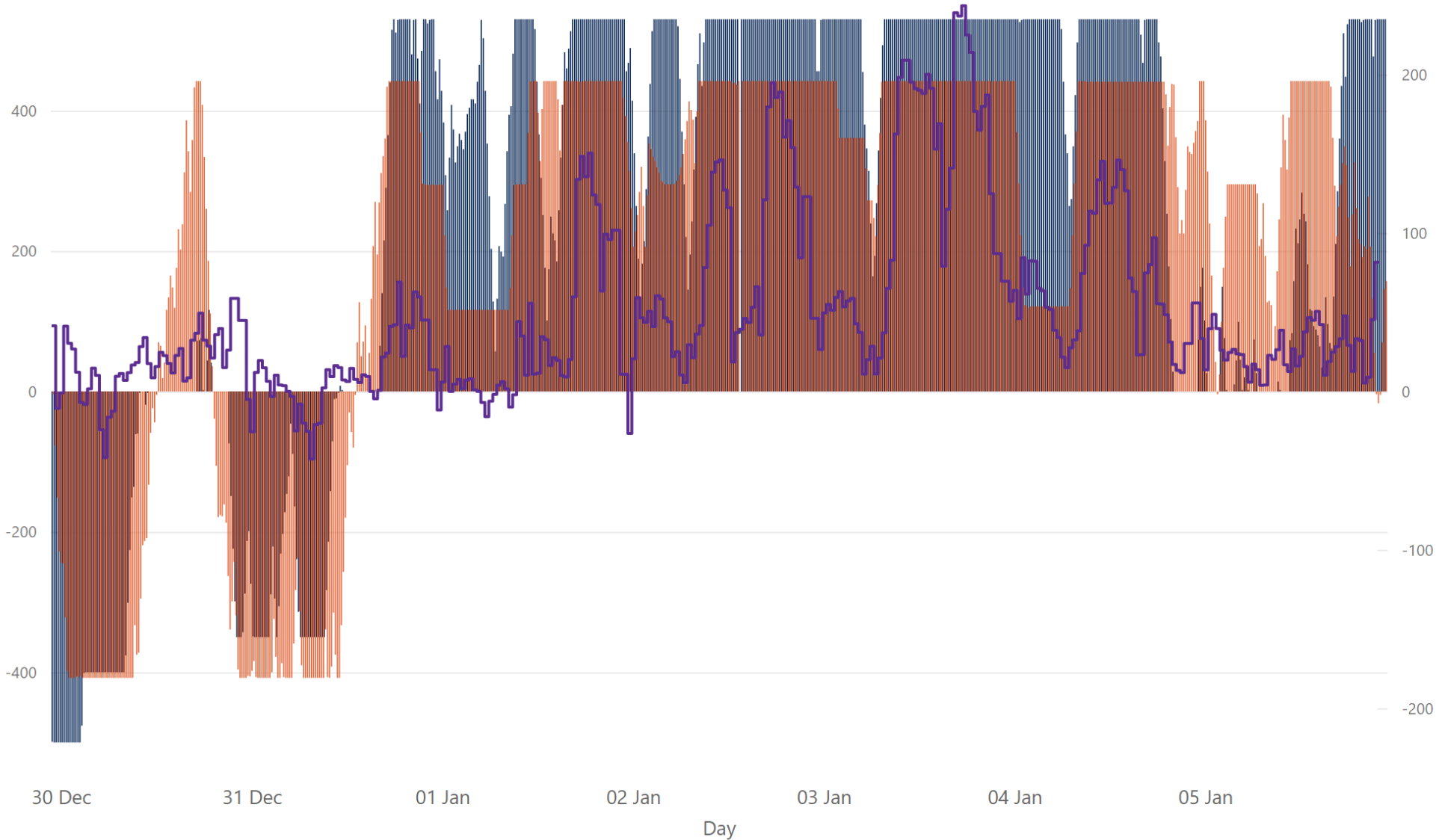
● Net Imbalance Volume\* ● 30 Minute Imbalance Settlement Price\*



£131.43
Ave 30min Imbalance Price*
£406.35
Max 30min Imbalance Price*
-£16.16
Min 30min Imbalance Price*
63.07
Max Net Imbalance Volume*
-93.55
Min Net Imbalance Volume*

# Weekly Interconnection Summary - Week Commencing 30 December 2024

● EWIC Volume (MW)\* ● MOYLE Volume (MW)\* ● SEM-GB Spread\*\*



183,871.00  
 Weekly MOYLE (MW) Import\*

-41,325.00  
 Weekly MOYLE (MW) Export\*

142,546.00  
 Weekly MOYLE (MW) NET\*

205,112.00  
 Weekly EWIC (MW) Import\*

-32,439.00  
 Weekly EWIC (MW) Export\*

172,673.00  
 Weekly EWIC (MW) NET\*

Sources:  
 \* EirGrid  
 \*\* SEMO, EPEX & Nordpool



# Weekly Wind Capacity Summary - Week Commencing 30 December 2024

● 15 Minute Forecast Wind (MW)\* ● 15 Minute Actual Wind (MW)\*



4031  
Max Actual Wind (MW)\*  
0  
Min Actual Wind (MW)\*  
5346  
Max Forecast Wind (MW)\*  
212  
Min Forecast Wind (MW)\*