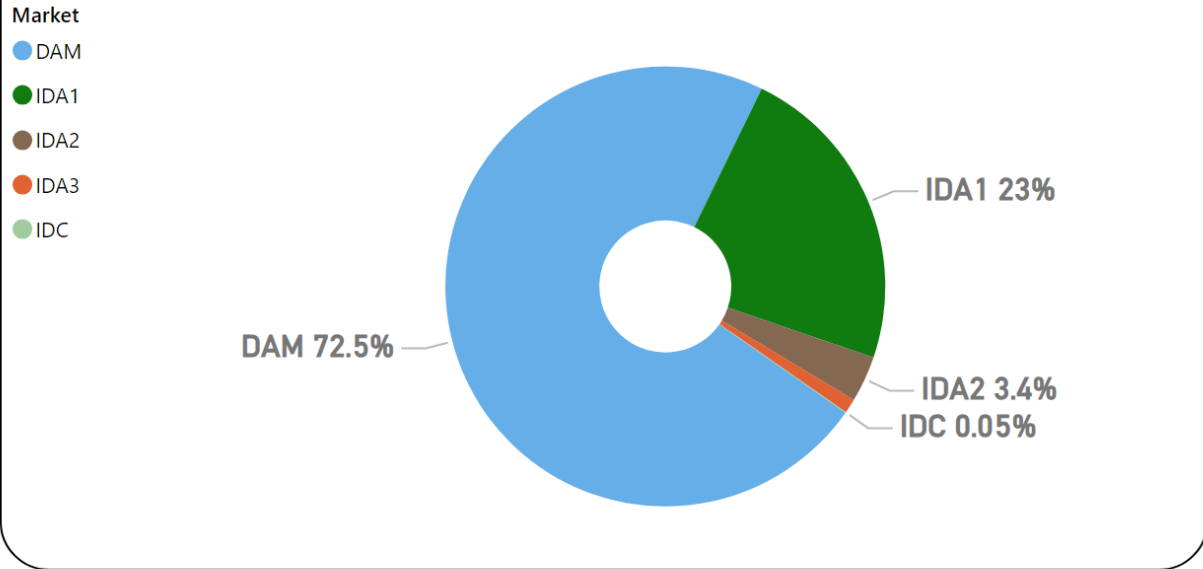


# MMU Weekly Market Summary Report

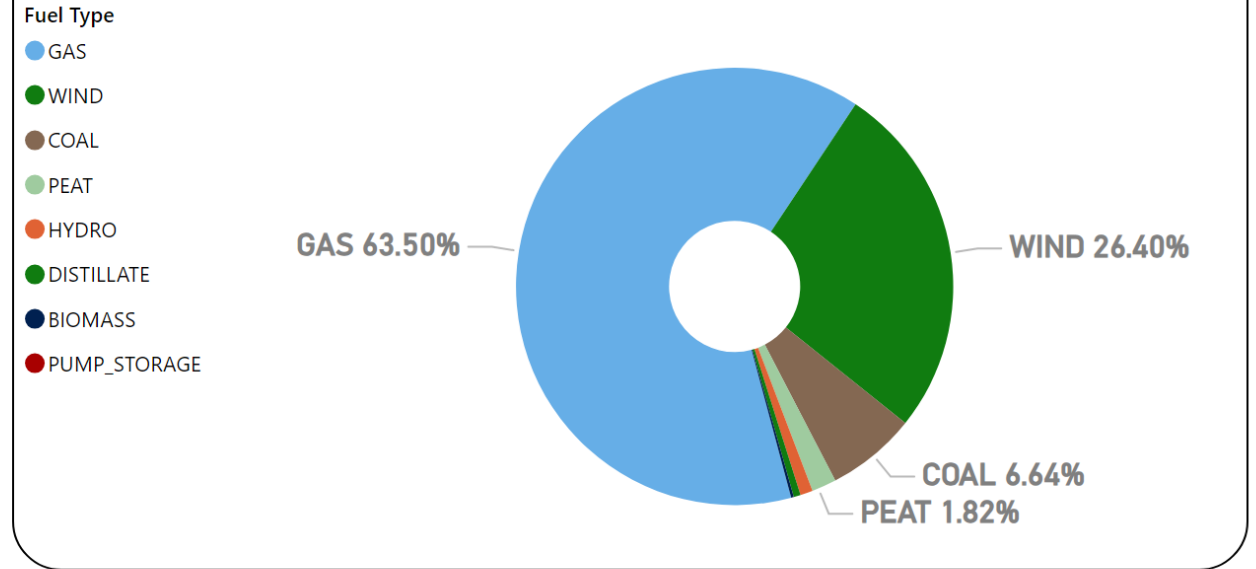
## - Week Commencing 20 January 2025

### Weekly Volume by Market



Source: SEMO PX

### Weekly Fuel Mix



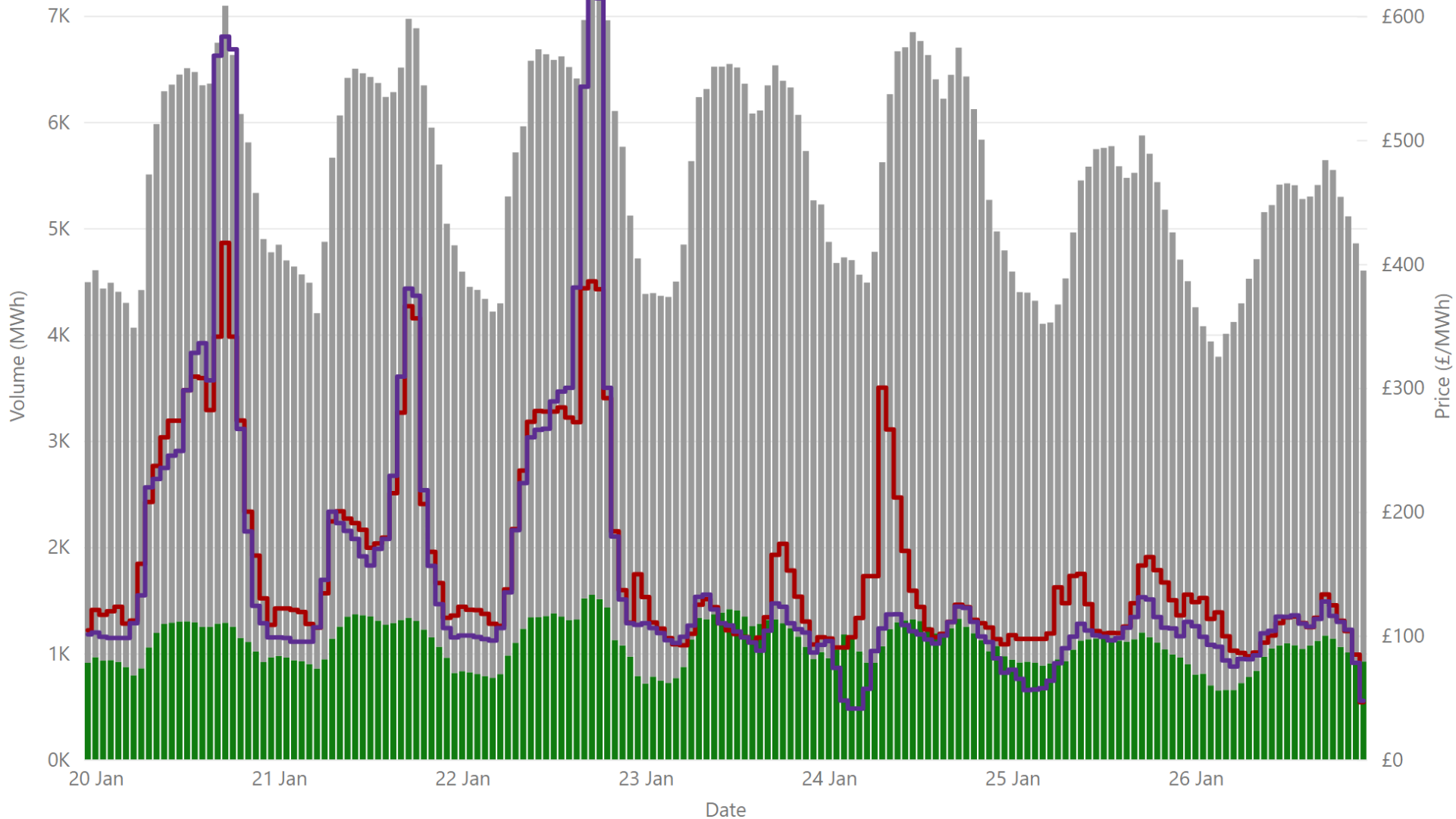
Source: SEMO PX

### Summary Table

| Date            | Daily System Demand (MWh)* | Daily Dam Price (£/MWh)** | Daily Actual Wind (MWh)* | Daily Average Gas Price (p/th)*** | Daily Average Coal Price (€/t)*** | Daily Average Carbon Price (€/t)*** |
|-----------------|----------------------------|---------------------------|--------------------------|-----------------------------------|-----------------------------------|-------------------------------------|
| 20 January 2025 | 127,041.75                 | 234.91                    | 5,208.50                 | 129.00                            | 110.70                            | 77.77                               |
| 21 January 2025 | 129,064.00                 | 186.71                    | 6,633.75                 | 128.50                            | 112.20                            | 77.90                               |
| 22 January 2025 | 132,124.75                 | 231.56                    | 5,946.25                 | 124.10                            | 108.50                            | 77.09                               |
| 23 January 2025 | 130,619.00                 | 117.90                    | 65,891.00                | 125.03                            | 109.10                            | 78.51                               |
| 24 January 2025 | 105,335.50                 | 134.35                    | 38,840.25                | 124.75                            | 108.65                            | 79.40                               |
| 25 January 2025 | 111,137.00                 | 120.82                    | 34,078.50                | 124.75                            | 108.65                            | 79.40                               |
| 26 January 2025 | 114,449.75                 | 106.01                    | 61,788.00                | 124.75                            | 108.65                            | 79.40                               |

Sources: \* EirGrid \*\* SEMO PX \*\*\* Oil Market Journal

# Weekly Day Ahead Market Summary - Week Commencing 20 January 2025



£155.63  
 Weekly Average SEM DAM Price\*

148.94  
 Weekly Average GB EPEX Price\*

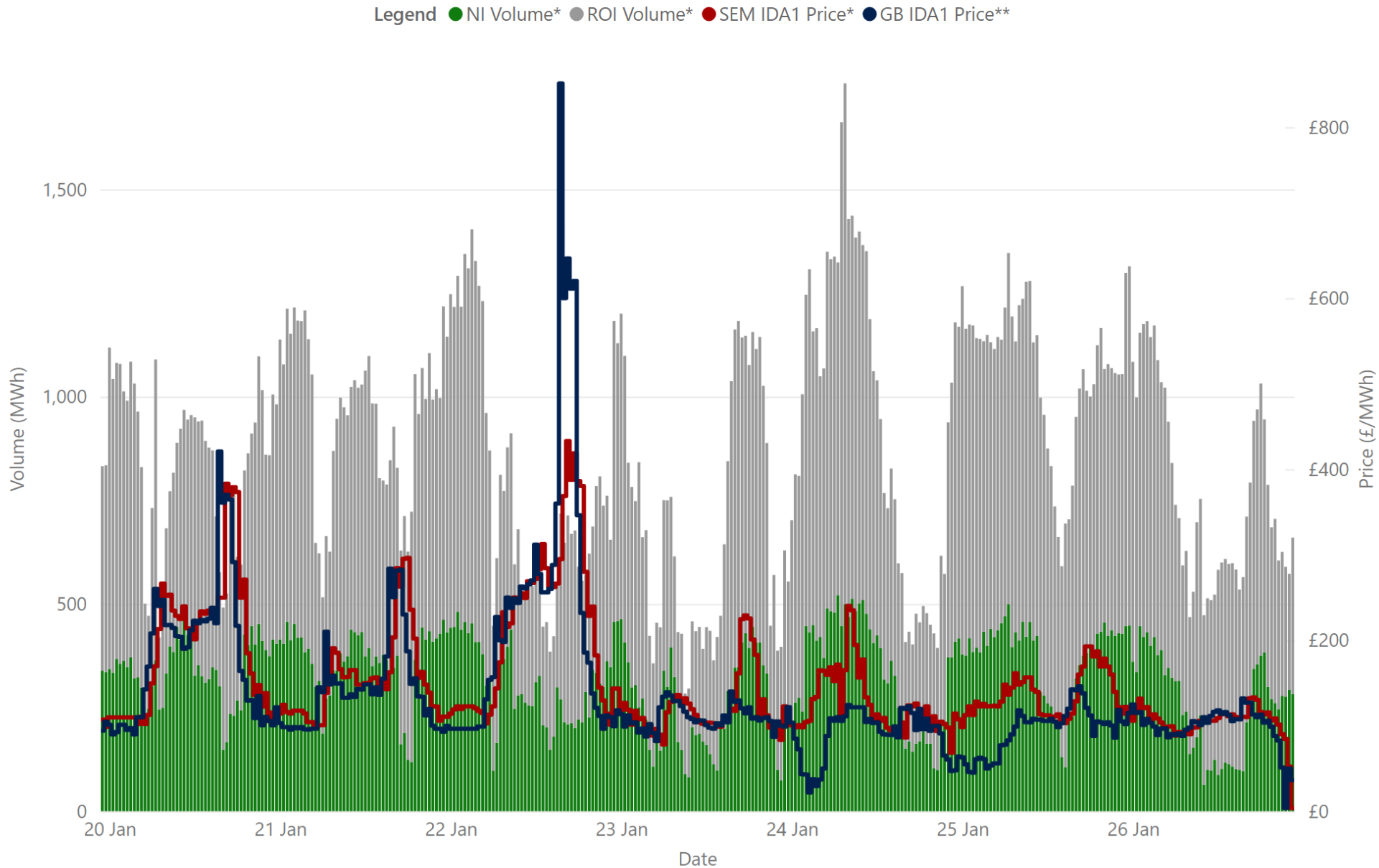
£150,907,141.82  
 Weekly SEM DAM Market Value\*

922,141.90  
 Weekly SEM DAM Volume MWh\*

Legend ● NI Volume\* ● ROI Volume\* ● SEM DAM Price\* ● GB EPEX Price\*

Sources:  
 \* SEMO PX  
 \*\* EPEX  
 \*\*\* Nordpool

# Weekly Intraday Auction 1 Summary - Week Commencing 20 January 2025



£150.09  
Weekly Average SEM IDA1 Price\*

£136.57  
Weekly Average GB IDA1 Price\*\*

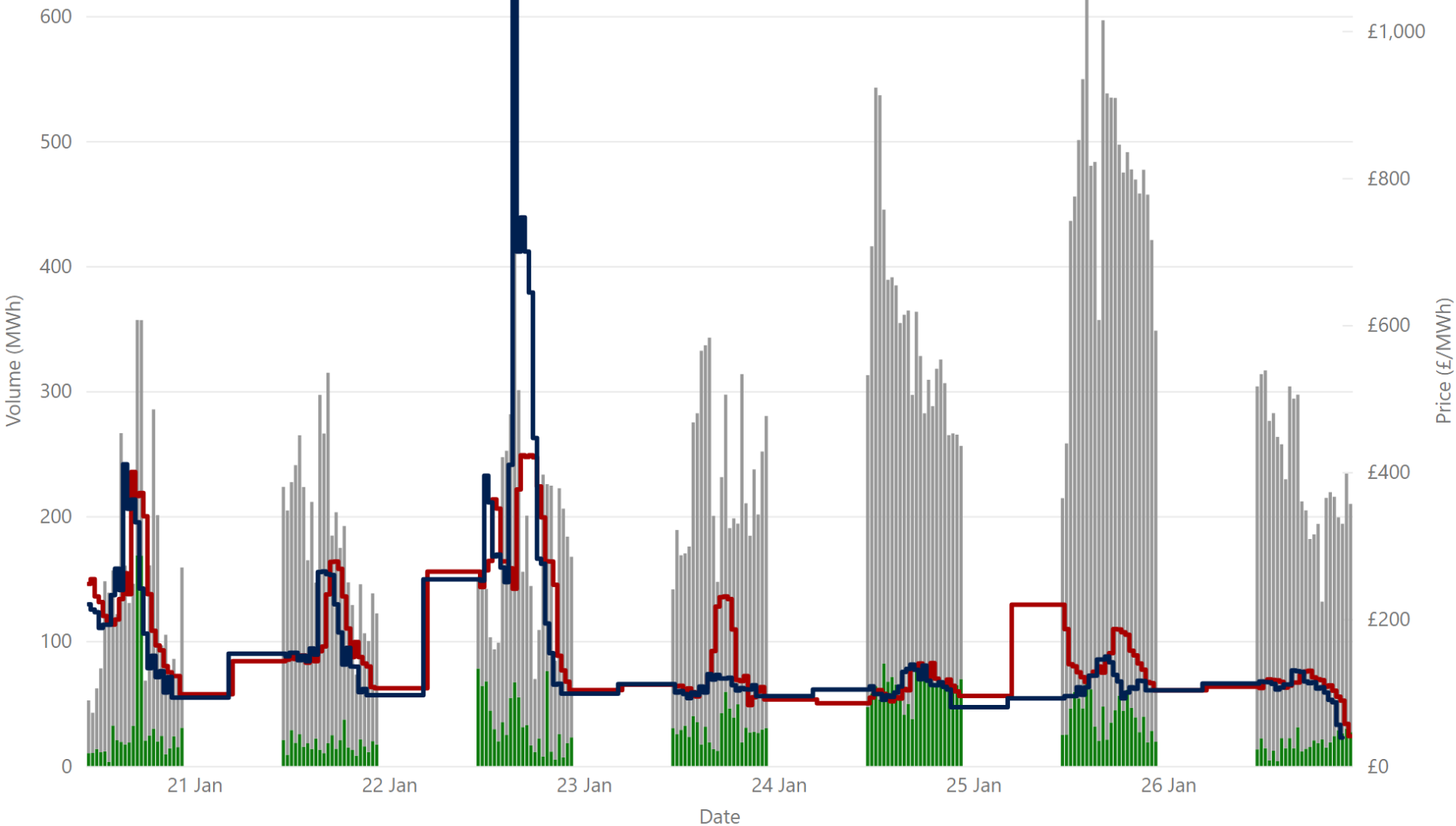
£43,312,469.85  
Weekly SEM IDA1 Market Value\*

292,504.90  
Weekly SEM DAM Volume MWh\*

Sources:  
\* SEMO PX  
\*\* EPEX

# Weekly Intraday Auction 2 Summary - Week Commencing 20 January 2025

Jurisdiction Volume ● NI Volume\* ● ROI Volume\* ● SEM IDA2 Price\* ● GB Price\*\*

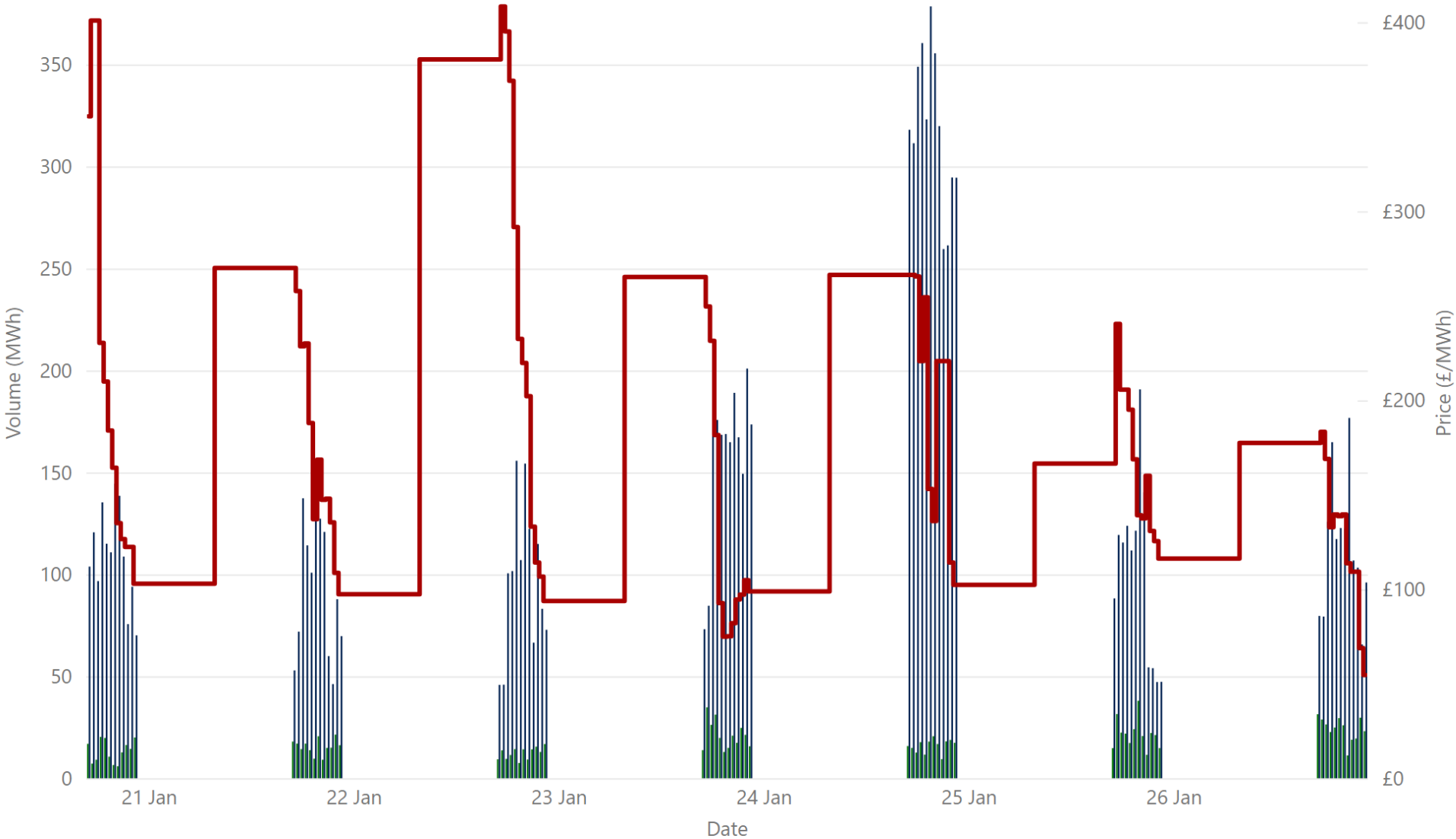


**£167.26**  
 Weekly Average SEM IDA2 Price\*  
**£170.26**  
 Weekly Average GB IDA2 Price\*\*  
**£6,692,665.16**  
 Weekly SEM IDA2 Market Value\*  
**43,242.60**  
 Weekly SEM IDA2 Volume MWh\*

Sources:  
 \* SEMO PX  
 \*\* EPEX

# Weekly Intraday Auction 3 Summary - Week Commencing 20 January 2025

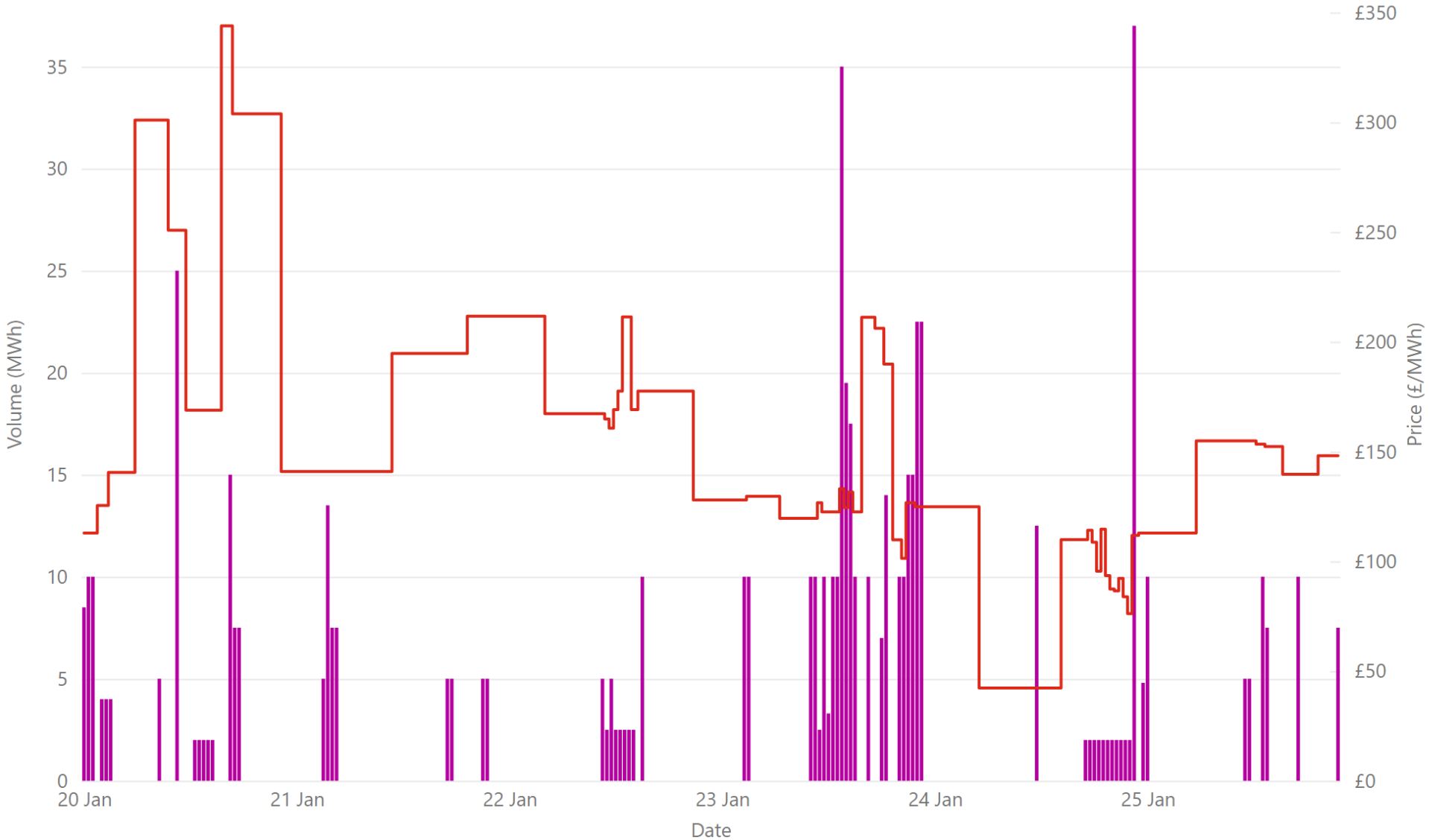
Jurisdiction ● NI Volume\* ● ROI Volume\* ● SEM Price\*



£181.31  
Weekly Average SEM IDA3 Price\*  
£2,415,952.54  
Weekly SEM IDA3 Market Value\*  
13,378.70  
Weekly SEM IDA3 Volume MWh\*

# Weekly Intraday Continuous Summary - Week Commencing 20 January 2025

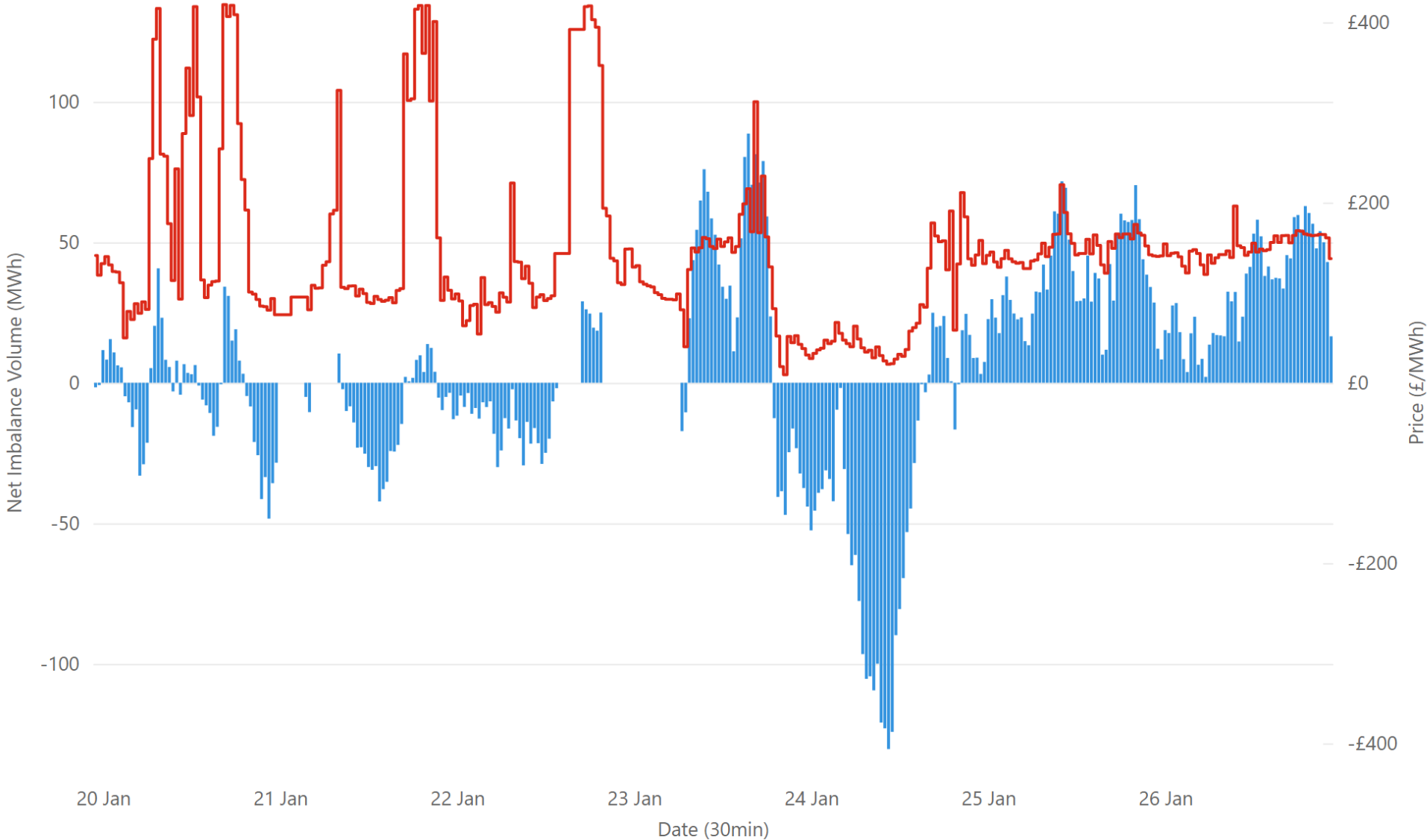
● IDC Volume\* ● Weighted Average IDC Price\*



£149.37  
Weekly SEM IDC Average Price\*  
£350.24  
Weekly SEM IDC Max Price\*  
£42.28  
Weekly SEM IDC Min Price\*  
614.10  
Weekly SEM IDC Volume MWh\*

# Weekly Balancing Market 30 Minute Summary - Week Commencing 20 January 2025

● Net Imbalance Volume\* ● 30 Minute Imbalance Settlement Price\*



£143.29  
Ave 30min Imbalance Price\*

£419.60  
Max 30min Imbalance Price\*

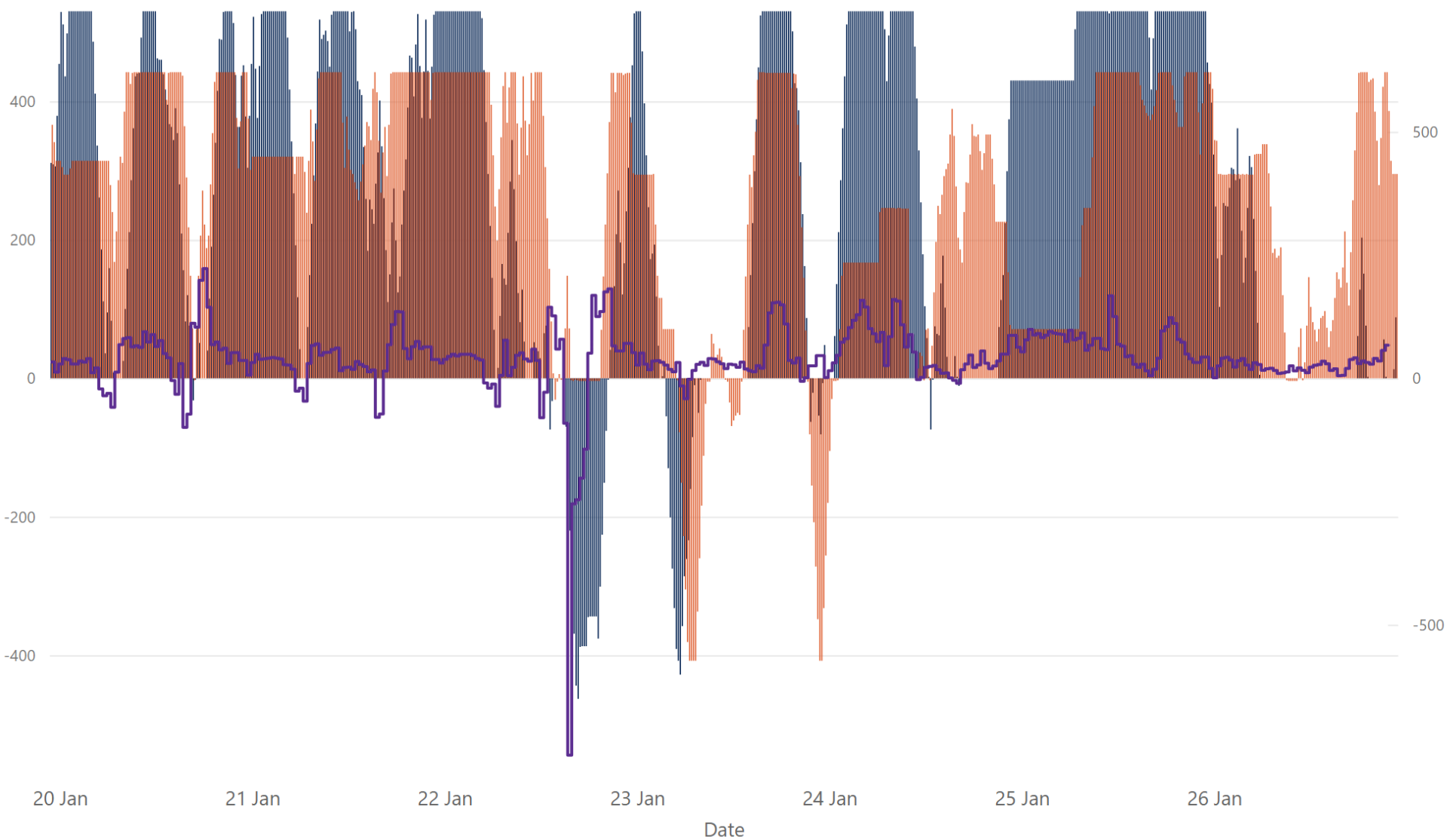
£8.83  
Min 30min Imbalance Price\*

88.63  
Max Net Imbalance Volume\*

-130.33  
Min Net Imbalance Volume\*

# Weekly Interconnection Summary - Week Commencing 20 January 2025

● EWIC Volume (MW)\* ● MOYLE Volume (MW)\* ● SEM-GB Spread\*\*



182,811.00  
Weekly MOYLE (MW) Import\*

-6,982.00  
Weekly MOYLE (MW) Export\*

175,829.00  
Weekly MOYLE (MW) NET\*

183,650.00  
Weekly EWIC (MW) Import\*

-10,525.00  
Weekly EWIC (MW) Export\*

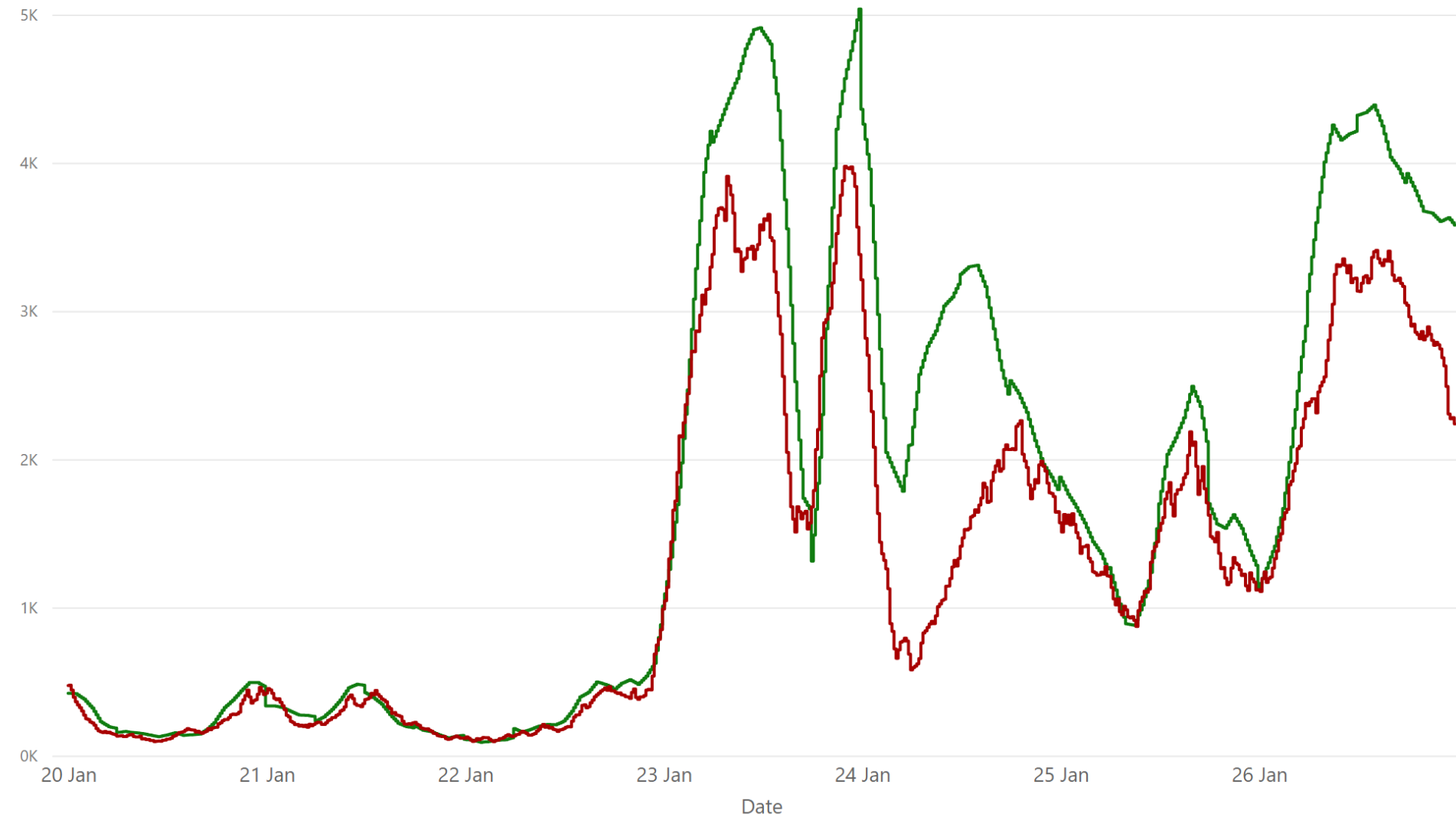
173,125.00  
Weekly EWIC (MW) NET\*

Sources:  
\* EirGrid  
\*\* SEMO, EPEX & Nordpool



# Weekly Wind Capacity Summary - Week Commencing 20 January 2025

● 15 Minute Forecast Wind (MW)\* ● 15 Minute Actual Wind (MW)\*



3976  
Max Actual Wind (MW)\*  
95  
Min Actual Wind (MW)\*  
5038  
Max Forecast Wind (MW)\*  
90  
Min Forecast Wind (MW)\*