



Northern Ireland Sustainable Energy Programme Annual Report 2016-17

Prepared by the Energy Saving Trust

1. Executive Summary

This annual report reviews the performance of the 2016-17 Northern Ireland Sustainable Energy Programme (NISEP) schemes, outlining the measures installed, financial benefits to recipients and the energy (GWh) and carbon savings associated.

For 2016-17 the initial NISEP fund was £7,941,946 (as set out in the NISEP Framework) giving an average NISEP customer contribution of £9.22 per electricity customer across approximately 861,705 domestic and business customers. The total NISEP spend on schemes at the end of the year was £9,186,144 due to additional underspend from previous years allocated to 2016/17. There was also a small underspend of approximately £190K available for reallocation to future 17/18 schemes.

In total, twenty-seven schemes were approved, however one scheme closed during the year due to no uptake. The funds from this scheme were redistributed to other more successful schemes to try to maximise in-year spend and associated energy savings.

Table 1 - Summary Outturn Savings

Total lifetime energy savings (GWh)	732.759
Total lifetime carbon saved (tC)	130,264
Gross lifetime customer benefits (£)	108,651,912
Total incentives earned (£)	144,572

2. NISEP background

NISEP is funded from a sum of money collected from all electricity customers through a Public Service Obligation (PSO), and it is used to provide funding for energy efficiency schemes.

The strategic objectives of the NISEP are to contribute to the achievement of:

- Efficiency in the use of energy;
- Socially and environmentally sustainable long-term energy supplies; and

- The above at best value to customers whilst also having due regard to vulnerable customers.

The majority of the funding (80%) is ring-fenced for spend on vulnerable customers in Northern Ireland. Previous consultations have substantiated the view that this level of funding for vulnerable customers should remain.

In 2016-17 the NISEP continued to focus on vulnerable customers (known internally as the Priority Sector) who are domestic customers on lower incomes who may be vulnerable to fuel poverty, with £6,272,050 made available at the start of the year for this sector. The remaining £1,568,012 was split between non-priority domestic and commercial schemes and the non-priority innovative schemes category. Any additional funding from 2015/16 underspend was also made available for Primary Bidders to utilise.

NISEP funding for schemes aimed at Priority Sector customers typically provided a package of measures that included;

- Fabric (cavity wall or loft) insulation
- Heating system replacement including fuel switching and heating controls
- Low energy lighting
- Hot water cylinder jackets
- Radiator panels
- Energy monitors
- Shower flow regulators

The explicit aim of NISEP funding in the Priority Sector is to reduce energy consumption in the least energy efficient housing stock.

In the non-priority domestic and commercial category measures included;

- Insulation 'cash-back' offers for cavity wall, and loft insulation in the domestic sector
- Variable speed drives and variable speed compressors
- Energy efficient and Light-emitting diode (LED) lighting systems
- Heating controls
- Heat exchangers for compressed air systems

3. Types of schemes in 2016-17

In 2016-17, twenty-seven schemes were approved, and of these schemes, one had no uptake of measures and closed during the year. Scheme performance is taken into consideration when assessing future bids for NISEP funding. The tables below summarise the number of schemes per bidder and schemes per category

Table 3.1 - Summary of approved schemes by Primary Bidder


Energia	10
Energystore	3
firmus energy	2
Fusion	2
Power NI	7
SSE Airtricity	1
Warmfill	1
Workspace	1

Table 3.2 – Breakdown of schemes by category

Priority schemes	13
Non-Priority conventional	14
Non-Priority innovative	0

Table 3.3 below shows how the NISEP funds spent were split between each funding category in 2016-17.

Table 3.3 - NISEP Breakdown of Funding Spent



4. Priority Domestic Schemes

Of the £9,186,144 spent, £7,946,157 was utilised on Priority Domestic schemes (those targeted at vulnerable/lower income), representing 87% of the total funding spent. The reason why the outturn Priority Domestic spend is more than the 80% ring-fenced for priority schemes at the start of the year is mainly due to low uptake of some of the Non-Priority schemes.

There was significantly less underspend this year from the Priority schemes with approximately £103k returned at year end, in comparison to over £1m at the end of 2015/16. Each year Primary Bidders gain a better understanding of NISEP and the importance of successful scheme delivery with the previous year's scheme underspend, where applicable, being taken into account for their future bids. Bringing forward the

interim reports from 9 months to 8 months, has also meant that Primary Bidders were reviewing scheme progress at an earlier stage and where appropriate submitting scheme variations to reallocate funding amongst other successful schemes.

In total, Priority funding contributed to 24,166 energy efficiency interventions. This is approximately 4,000 less measures than in the previous year, but is largely attributed to the approximate 4,000 reduction in Compact Fluorescent Lamps (CFLs) provided under NISEP. Each property can receive up to four CFLs, depending on requirements. As these products are more readily available, more properties have them already installed, therefore this may explain the reduction in quantities this year. There was also a notable increase in cavity wall insulation measures offset by a reduction in loft insulation. The increase in cavity wall insulation measures was due to two cavity wall insulation only schemes running this year. Other measures installed included new high-efficiency gas and oil condensing boilers, intelligent heating controls, energy monitors, radiator panels and cylinder jackets. It was notable that there has been a significant increase in oil to gas conversions and oil boiler replacements, and a reduction in electric and solid fuel to gas conversions, and this may be due to a redefining of the 'no heat' category, introduced this year. Four of the thirteen priority schemes provided a fully funded 'whole house solution' package whilst three provided a partial grant towards similar measures. Of the remaining schemes, five provided fully funded individual measures offering cavity wall and loft insulation and one provided a partial grant for individual measures to housing associations.

Table 4.1 shows a breakdown of priority measures and Table 4.2 shows the breakdown of heating system installations. It is evident that it remains increasingly hard to identify homes that either need, or are taking-up the offer of a full package of 'whole house solution' measures. Feedback from Primary Bidders continues to reflect a difficulty in identifying properties which require all the measures available in a whole house solution package. The feedback that we continue to receive each year is that, either properties already have insulation or people do not desire the full package (for example they may not wish to clear their loft to permit loft insulation to be fitted). Again this trend needs to be reviewed for future years of NISEP.

Energy savings of 322.882 GWh in the priority sector represents approximately 44 per cent of the overall energy savings. This is less than in 15/16 and can be attributed to a significantly higher proportion of oil to gas fuel switches and oil boiler replacements, with a reduction in electric and solid fuel switches and also a higher proportion of partial fill cavity wall insulation as opposed to full fill. Also, there continues to be fewer properties requiring a whole house solution package. Measures installed equate to a lifetime customer benefit of £39,653,581 for the most vulnerable households in Northern Ireland.

Table 4.1 – Summary of Priority Measures Installed

	16/17
Loft insulation (LI)	3,028
Cavity wall insulation (CWI)	3,884
Compact fluorescent lamps (CFLs)	13,015
Hot water cylinder jackets	323
Radiator panels	1,417
Energy monitors	739
Heating replacements	1,698
Shower flow regulators	2
Heating Controls	60
TOTAL	24,166

Table 4.2 – Summary of Heating Replacements

	16/17
Electric to gas	514
Electric to oil	15
Solid fuel to gas	212
Solid fuel to oil	15
LPG to gas	21
Oil to gas	712
No heating to gas	129
No heating to oil	29
Gas to gas	0
Oil to oil	51
TOTAL	1,698

We have encouraged Primary Bidders to provide feedback from priority scheme recipients. Below is a snapshot of the kind of comments we receive. (For a full list and detailed descriptions of the NISEP schemes, see Appendix 1).

Positive Energy Plus customers

"I am delighted with my NISEP Heating upgrade — the job was first class – I liked the way everything was explained to me in advance and was impressed with the workers punctuality"

Energy Saver Homes customers

"House now very warm. reduced bills, house warms up quicker and retains heat." "Solid fuel bill less, electric bill less, Very pleased thank you.", "The house feels warmer and boiler is more efficient." "My energy bill has halved." "Would like to thank everyone involved in this scheme. It has made such a difference to our lives." "I have told a lot of my friends and they are very interested in the scheme."

Home Comfort Plus customers

"The house heats up much more quickly than before". "The team who installed my heating system were excellent in all aspects of the work undertaken." "Very pleased with gas, my house was cold before."

Energy Plus customers

"Very Happy Customer", "Thank you to your team that installed gas for me. They were very friendly, clean and excellent workers!" "Perfect Job! Many Thanks", "Very Happy with the job! Thank You!", "All team members proved to be polite, professional and efficient at their job. I will be highly recommending your company to others".

Thermal Comfort customers

"Thank you for getting in touch again. It is now 5 months have passed and I have lived with the new insulation and experience the improvements. I find that I don't have to use as much oil as expected. Great improvement! Season's greetings", "We are glad that we used the service as we can notice the difference already regarding the heat in our house."

5. Non-Priority schemes (commercial, domestic and innovative)

Non-Priority schemes provide part-funding, usually in the region of 20%, towards the cost of energy efficiency measures. These schemes tend to be more cost effective than those in the priority sector due to commercial energy efficiency measures yielding good energy savings in comparison to the spend. Underspend levels have reduced considerably from over £300k last year to approximately £86k in 2016-17. A review of underperforming schemes in this category from previous years resulted in the grant for the domestic insulation cashback scheme being increased to £250, which as a result achieved much greater uptake. Also a number of schemes that have shown low uptake in previous years were reduced to the £50k minimum bid. For the Non-Priority commercial schemes, finding applicants who are interested in receiving a grant and are able to raise funds and install successfully within a 12-month period and finding projects that will yield sufficient savings, is still a challenge. Primary Bidders are still finding a number of applications not proceeding to installation. Despite this there were over 3,000 more measures installed in comparison to last year, attributed to an increased uptake of LEDs. LEDs continue to rise in popularity as they become a more established technology. There was also an increase in Variable Speed Compressor (VSC) uptake, almost double that of the previous year, and a significant increase, of over 500 domestic insulation measures, as a result of the revised grant amount being offered. This year there were no innovative non-priority schemes submitted and that funding was reallocated to non-priority conventional schemes.

Energy savings of 409.876 GWh in the non-priority sector represents about 56 per cent of the overall energy savings. The Non-Priority category has the higher proportion of energy savings this year, which is a notable change in trend to previous years where the Priority Category had the larger share of savings. This equates to a lifetime customer benefit of £68,998,331. This was due to a high uptake of LED lighting, measures which have significant energy savings and gross customer benefit. Also a higher uptake in VSCs and insulation cashbacks, have contributed to this increase.

In total, non-priority funding contributed to 35,027 energy efficiency interventions.

Table 5.1 – Summary of Non-Priority Measures Installed

	16/17
Loft insulation	664
Cavity wall insulation	812
Hot water cylinder jacket	8
Variable speed drives	37
Variable speed compressors	21
Energy efficient lighting	33,346
Heat recovery	2
Aluminium compressed air piping	2
Compressed air control & management system	1
Heating controls	134
TOTAL	35,027

Feedback on Non-Priority schemes is also always encouraged and below is a snapshot of the kind of comments we receive. (For a full list and detailed descriptions of the NISEP schemes, see Appendix 1).

Keeping You Warmer customers

"House retains heat longer", "boiler not firing as often so less fuel being used", " getting grant encouraged me to get insulation ... would not have done so without grant", "grant funding appreciated", "So pleased I advised neighbours & friends", "very happy with staff " , " Good Workmanship" and "pleased with scheme, good to get a grant!".

Keep Warm customers

'Very happy with service provided. Much appreciated", "Very tidy and excellent workers. Well satisfied with complete job", "Overall great service from start to finish", "Team was very punctual and carried out their job with great care", "Very pleasant, very professional, thank you", "Very quick, friendly service. Installers were very clean, tidy and efficient", "Excellent service".

High Bay/LED Lighting

"Everything has been really smooth", "Comprehensive service", "Excellent scheme", "Overall very easy process", "Great service and very good incentive to invest in new technology."

6. Utilisation of NISEP Funding 2016-17

Table 6.1 below shows a summary of the approved schemes this year along with NISEP contribution spent, GWh lifetime energy savings, lifetime carbon tonnes and the gross customer financial benefit of each scheme. The graphs provide a breakdown of GWh savings

by category and the overall cost effectiveness of each scheme in pence spent per kilowatt of energy saving generated (where the lower the pence per kilowatt figure, the more cost-effective the scheme).

Table 6.1 - Scheme Summary

SCHEME REF	SCHEME TITLE	NISEP Funding Spent £	Accredited Lifetime Energy Savings GWh	Lifetime Carbon Saved Tonnes	Gross Customer Lifetime Benefit £
AIRT 16 01 MP	Positive Energy Plus	490,199	11.263	1,791	1,314,133
ENA 16 01 LNP	High Bay/LED Lighting Enhancement	440,678	148.917	28,466	25,926,389
ENA 16 02 LNP	Fluorescent/LED Lighting Enhancement	56,399	24.955	4,758	4,344,679
ENA 16 03 ONP	Variable Speed Drives – Energia	78,434	57.784	9,916	10,060,119
ENA 16 04 ONP	Variable Speed Compressors	91,206	49.764	8,540	8,663,937
ENA 16 05 ONP	Heat Recovery on Compressed Air Systems	11,336	4.761	817	647,743
ENA 16 06 HNP	Space & Water Heating Boiler Burner Controls	2,640	0.319	54	44,493
ENA 16 07 ONP	Compressed Air Control & Management System	4,415	0.455	81	79,251
ENA 16 08 ONP	Modular aluminium compressed air piping replac't	10,039	4.333	767	754,349
ENA 16 09 ONP	Intelligent heating controls	4,420	1.082	181	143,631
ENA 16 10 ONP	Smart refrigeration control*	0	0	0	0
ESL 16 01 IP	Thermal Comfort	2,201,494	62.885	10,542	8,591,588
ESL 16 02 IP	Cavity Wall Scheme	628,753	54.665	9,766	7,358,535
ESL 16 03 I NP	150 Insulation Grant	330,849	45.240	7,736	6,134,634
FIR 16 01 MP	Home Comfort £1500 Cashback	1,302,284	50.982	9,835	5,122,973
FIR 16 02 MP	Home Comfort Plus	183,075	3.852	730	434,370
FUS 16 01 MP	Energy Plus	397,512	9.756	1,515	1,229,832
FUS 16 02 MP	Helm Energy Saver Plus	98,131	3.812	764	589,015
PNI 16 01 MP	Energy Saver Homes	754,051	12.043	2,246	1,343,263
PNI 16 03 MP	Cosy Homes	370,532	23.890	3,809	1,505,066
PNI 16 04 IP	Free cavity wall insulation	700,279	54.188	9,533	7,527,352
PNI 16 05 IP	Free loft and cavity wall insulation	333,633	12.476	2,018	1,750,792
PNI 16 06 IP	Cosy Homes Insulation	12,008	3.114	483	323,297
PNI 16 07 HNP	Netatmo Heating Controls	14,364	0.669	112.599	91,402
PNI 16 08 ONP	Variable Speed Drives	106,796	62.161	11,010	10,822,152
Work 16 01 IP	Keep Warm Scheme	474,205	19.958	3,171	2,563,363
WFL 16 01 INP	Keeping You Warmer	88,411	9.437	1,622	1,285,550
TOTALS**		9,186,144	732.759	130,264	108,651,912

* remaining funds were returned early due to no uptake

** where relevant, total figures have been rounded up

One scheme was allocated funding at the start of the NISEP year but had no uptake, this was for Smart refrigeration control ENA 16 10 ONP.

Figure 6.2 - Lifetime energy savings by category (GWh)

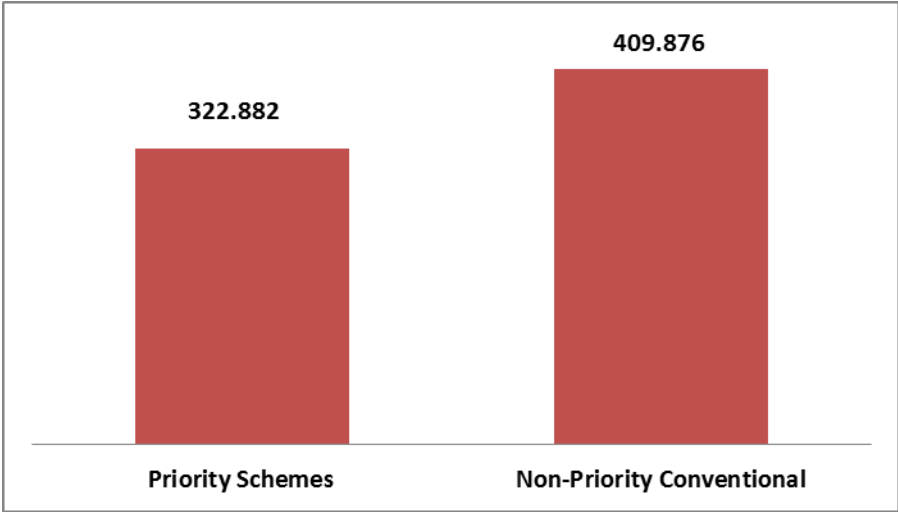


Figure 6.3 - Priority Scheme Cost Effectiveness (cost in pence per kWh of energy saved, p/kWh) (the lower the value, the more cost effective the scheme)

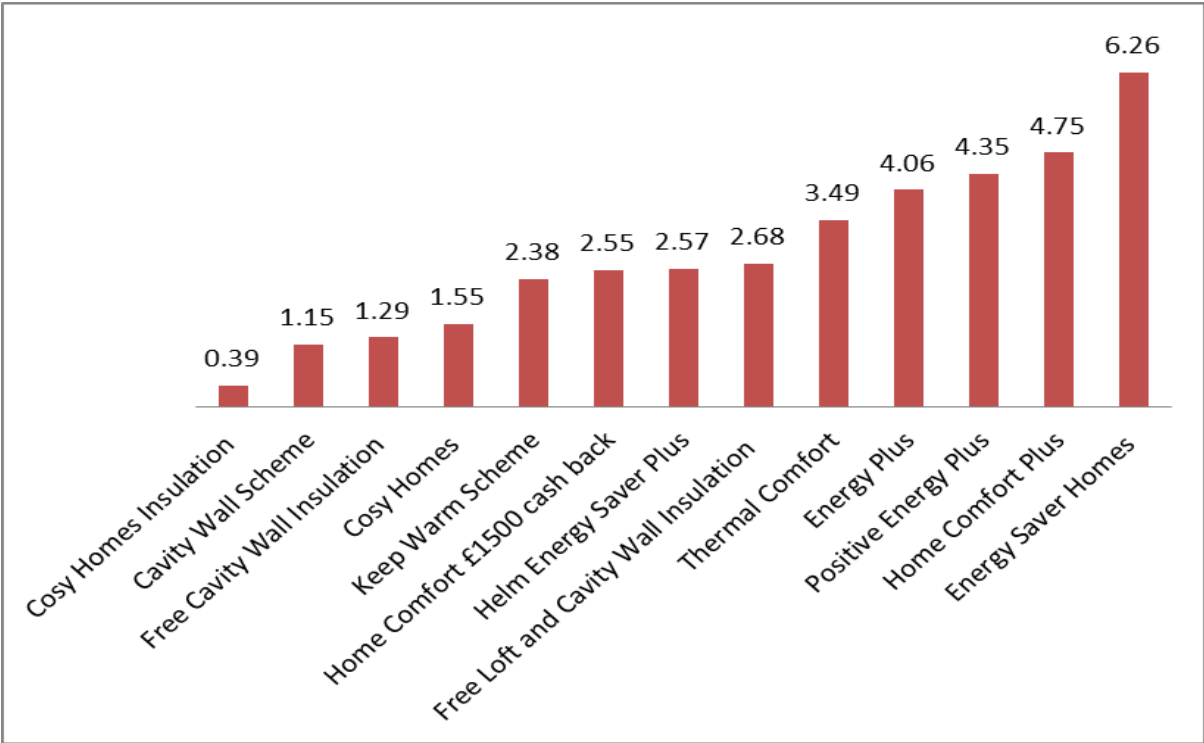
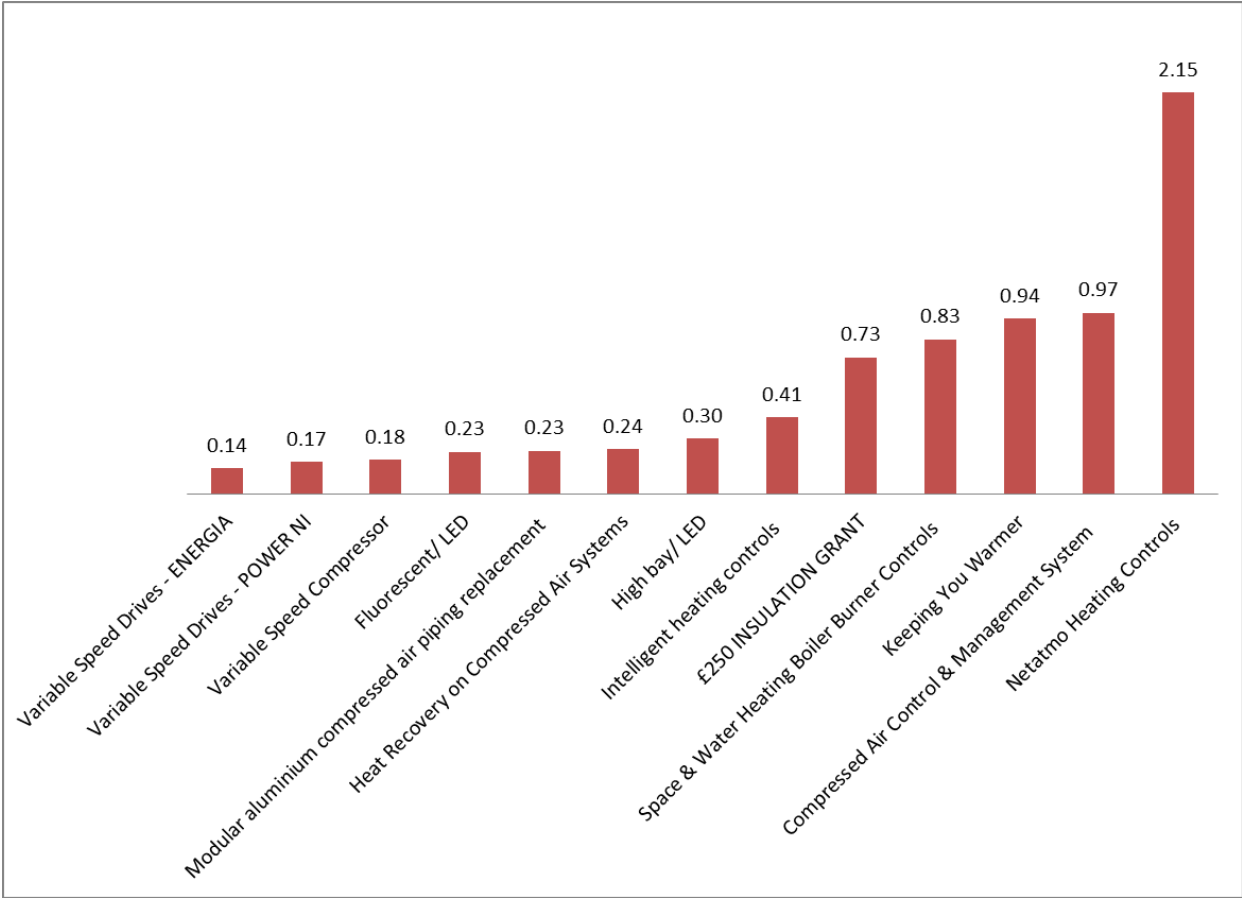


Figure 6.4 - Non-Priority Scheme Cost Effectiveness (p/kWh) (the lower the value, the more cost effective the scheme)



7. Target Achievement and Incentive Payments

In order to encourage Primary Bidders to bring forward cost-effective schemes and ensure that the objectives of the NISEP are met, the Utility Regulator awards an incentive payment to Primary Bidders that exceed the energy saving target set for each scheme. There is no incentive paid for simply meeting the target.

As a result of exceeding the GWh targets, incentive payments were awarded to each of the Primary Bidders and the total of incentive payments was £144,572. This is summarised in table 7.1 below.

7.1 - Summary of Incentive Payments 2016-17

Primary Bidder	Amount spent (£)	Savings achieved (GWh)	Incentive earned (£)
Energia	699,566	292.370	34,225
Energystore	3,161,096	162.789	15,486
Firmus Energy	1,485,359	54.833	36,903
Fusion	495,644	13.567	6,875
Power NI	2,291,664	168.541	44,897

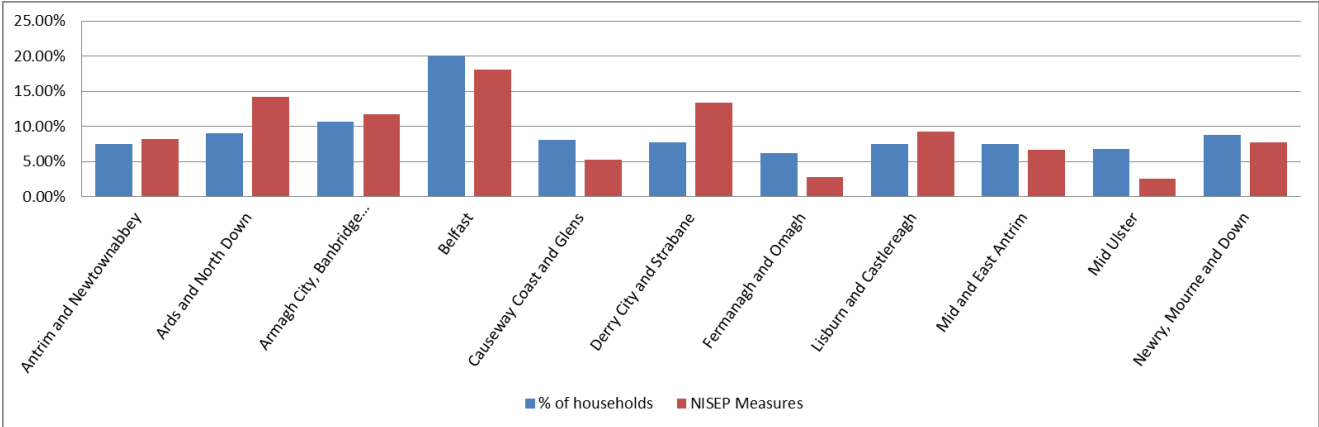
SSE Airtricity	490,199	11.263	6,186
Warmfill Ltd	88,411	9.437	0
Workspace	474,205	19.958	0
		TOTAL	144,572

8. Geographical Spread of Measures

Data from the 16-17 NISEP has been analysed and the Bar Chart 8.1 below shows the percentage of NISEP interventions per council area in red and the percentage of NI households there are in each council area in blue. For NISEP to demonstrate good geographical spread across all council areas, both the blue and red columns should be roughly equal height as both indicate the data as a percentage of the national total.

There continues to be a reasonable spread of measures across all council areas in 16/17 with a notable reduction in the Belfast Council area. In the Bar Chart below, the geographical spread of measures indicates that Belfast is not showing as disproportionate in terms of measures this year. However, two councils that did show a significantly higher than average proportion of measures when compared to population size, are Derry City and Strabane and Ards and North Down. Derry City and Strabane was in the top 3 Councils receiving most heating installs in 16/17. In comparison to previous years, the number of heating measures is similar in this Council area; however the number of insulation measures installed has almost doubled. Ards and North Down also benefited from a higher than average proportion of measures particularly in insulation, with over 70% increase in insulation measures, in comparison to 15/16. Armagh City, Banbridge and Craigavon had the highest number of heating installs overall. Causeway Coast and Glens Council, Mid Ulster and Fermanagh and Omagh Councils show a significantly lower proportion of measures when compared to population size. But it is worth noting that the proportion of heating measures installed has almost tripled in Causeway Coast and Glens, and has increased in Fermanagh and Omagh Councils, in comparison to 2015-16. Mid Ulster continues to show low uptake and this may require action in future years.

8.1 – Geographic Spread of Measures by Council Area



9. Comparison with previous year

The table below provides a comparison with last year's NISEP.

Table 9.1 – Comparison with previous year's figures

	2016-17	2015-16
NISEP funding spent	£9,186,144	£8,141,995
Total lifetime energy savings	732.759 GWh	643.412 GWh
Carbon savings	130,264 t	111,766 t
Gross customer benefit	£108,651,912	£85,960,332
Total incentives earned	£144,572	£182,294

Overall, spend was greater than in previous years, with an increase in energy savings and gross customer benefit, most notably in the Non-Priority Category. The Non-Priority category has the higher proportion of overall energy savings, at 56% compared to 15/16 at 45%. This was due to a high uptake of LED lighting, measures which have significant energy savings and gross customer benefit. Also a higher uptake in VSCs and insulation cashbacks, have contributed to this increase.

10. Conclusions

In 2016/17 there were twenty-seven schemes approved, of which one did not receive uptake and closed during the NISEP year. The overall NISEP spend was £9,186,144 which was £1,044,149 more compared to 15/16. The increase in spend was most notable under the insulation only schemes. There was a small underspend of £190k, significantly less than previous years, which has been reallocated to 2017-18 schemes.

The Programme Administrator has been monitoring scheme performance and in an effort to minimise underspend, a number of schemes, showing low uptake over the years were capped at £50k each. Also the interim reports were brought forward from 9 months to 8 months, allowing the Programme Administrator and Primary Bidders to review scheme progress sooner and carry out scheme variations to reallocate funds to more successful running schemes. As a result, underspend was significantly reduced in comparison to 15/16. To maintain this, the Programme Administrator will continue to review closely those schemes that consistently underperform and seek to move funds to better performing schemes.

There was a small reduction in overall measures installed in 16/17 compared to 15/16, however, there was an increase in overall energy savings, and this can be attributed to a number of factors. This was most notably under the Non-Priority Category, which accounted for the higher proportion of energy savings this year at 56%. This was mainly due to a notable trend towards LED lighting within large scale commercial schemes. LED lighting does provide significant energy savings compared to other measures being installed across all schemes. It is also down to the success of the Non-Priority insulation cashback schemes, with the grant offer being increased from £150 to £250. This increase helped further the uptake within the schemes and hence delivered more energy savings within the Non-Priority pot. Furthermore, the reduction in energy savings within the Priority Category can be

attributed to the increase in oil to gas fuel switches and oil boiler replacements, with a reduction in electric and solid fuel switches and a higher proportion of partial fill cavity wall insulation as opposed to full fill. This is to be expected with each year of NISEP as the numbers of properties requiring solid fuel / electric conversions decrease. Overall in the domestic sector the trend continues to be reduced energy savings for a similar amount of spend as properties that deliver higher energy savings are harder to find, e.g. there are fewer homes with no existing central heating or with solid fuel systems and fewer homes with no existing cavity wall or loft insulation. The costs of some of the measures have also increased, particularly in loft insulation with recent Building Control requirements for ventilation which has almost doubled the cost of a loft insulation install.

Overall there were 59,193 measures installed. There were significant increases in insulation measures, of approximately 1,000, and most notably cavity wall insulation. This can be attributed to an increase in NISEP spend in the Individual Measures category this year and two cavity wall insulation only schemes. There was also a significant increase in LEDs in the commercial category, increasing by over 3,000 measures, as these types of schemes continue to have greater uptake. However, these increases were offset by a reduction in CFLs in the Priority Category, by approximately 4,000, as a result of many more properties already having installed low energy lighting and not requiring all 4 CFLs on offer. It was also noted that there was a small reduction in heating installs, by just over 100 and fewer shower flow regulators, by approximately 1,000.

There has been a good geographical spread of measures this year and all councils are benefiting reasonably fairly from NISEP. Two Councils that did show a significantly higher than average proportion of measures, when compared to population size were Derry City and Strabane and Ards and North Down, most notably benefiting from an increase in insulation measures.

Finding properties that require a Whole House solution package, still remains to be an issue with Primary Bidders, and this trend needs to be considered in any future NISEP years. The gross customer benefit total translates as one pound of NISEP funding in 2016-17 providing £11.83 of Net Present Value lifetime benefits.

Appendix 1: Summary of participating NISEP schemes

PRIORITY SCHEMES

AIRT 16 01 MP Positive Energy Plus

This was a Priority whole house solution scheme that targeted householders who met the income criteria, with no heating, Economy 7 or solid fuel heating. It provided a new energy efficient heating system and a package of insulation measures. Eligible customers were offered an energy efficient gas heating system, if on the gas network or an oil system where gas is not available. A fully funded grant of up to £3,700 was available for heating system upgrade/replacement.

Householders eligible for the grant could also avail of fully funded cavity wall insulation and/or loft insulation. Each property received up to four CFLs fitted (depending on requirements), a Climote heating control (where appropriate), and a shower flow regulator also fitted (where appropriate) to assist with domestic water efficiency.

In total 137 properties received measures through this scheme.

Measures Summary

Loft insulation	24
Cavity wall insulation	1
Replacement heating	137
CFLs	47
Shower flow regulator	1
Heating Controls	37

FUS 16 01 MP Energy Plus

This was a whole house solution priority scheme aimed at households which met set vulnerability criteria. The scheme provided a new energy efficient heating system plus loft and/or cavity wall insulation measures to households whose properties had no heating (i.e. no heating system in place or a heating system which upon survey, with documented evidence, was deemed to be beyond viable economic repair), Economy 7 heating or solid fuel heating. Eligible customers were offered a new gas energy efficient heating system if on the natural gas network, or an oil energy efficient heating system where gas was not available. A fully funded grant was available for a heating system upgrade/replacement, cavity wall insulation and/or loft insulation. Each customer was offered up to 4 CFLs, a water widgee and a climote.

In total 105 properties received measures through this scheme.

Measures Summary

Loft insulation	31
Replacement heating	105
CFLs	24
Shower flow regulator	1
Heating Controls	1
Climote	22

FUS 16 02 MP Helm Energy Saver Plus

This was a priority whole house solution scheme that installed energy efficient heating and insulation measures in Housing Association (HA) properties with Economy 7 or, upon survey with documented evidence, with an old and inefficient heating system (15 years or older). This scheme also improved the thermal quality of homes in the Housing Association stock by upgrading or installing insulation where necessary. A maximum grant of £1,000 was offered for heating and £150 towards insulation. Helm HA met the remaining costs in excess of the grant value for each installation. Each property received 4 CFLs and a Water Widget was offered but there was no uptake on that measure.

In total 90 properties received measures through this scheme.

Measures Summary

Loft insulation	2
Replacement heating	90
CFLs	360

FIR 16 01 MP Home Comfort £1500 Cashback

This was a Priority whole house solution scheme that provided a package of heating, insulation and energy saving measures to private tenants and owner occupiers within the firmus energy natural gas license network area. Qualifying applicants would be deemed as “vulnerable” due to income level, living in a property with oil fired heating (15 years old or more), have Economy 7 heating, solid fuel heating, LPG heating (15 years old) or no functional heating system installed, including oil boilers broken beyond viable repair.

A cash-back of £1,500 was available (£1,350 through NISEP and firmus energy providing a £150 contribution) towards a new natural gas heating system and up to £800 for insulation measures, for loft and/or cavity wall insulation. In addition, an electricity energy monitor and four CFLs were offered to each household.

This year, 760 households received a new energy efficient natural gas heating system in addition to insulation and other smaller measures.

Measures Summary

Loft insulation	440
Cavity wall insulation	6
Replacement heating	760
CFLs	2,744
Energy monitors	685

FIR 16 02 MP Home Comfort Plus - Free Heating

This was a fully funded Priority whole-house solution scheme providing a package of measures to private tenants and owner occupiers within the firmus energy natural gas licence network area. Qualifying applicants were deemed as “vulnerable” based on income level, living in a property with oil fired heating (15 years old or more), Economy 7 heating, solid fuel heating, LPG heating (15 years old) or no functional heating system installed, including oil boilers broken beyond viable repair. There was no financial contribution required of the householder.

The scheme included the free installation of a new fully controlled natural gas heating system and loft and/or cavity wall insulation. In addition, an electricity energy monitor and four low energy light bulbs were offered to each household.

firmus energy provided a £300 contribution towards each heating installation. There was no customer contribution on Home Comfort Plus.

This year’s scheme installed 56 new heating systems.

Measures Summary

Loft insulation	39
Cavity wall insulation	1
Replacement heating	56
CFLs	216
Energy monitors	54

PNI 16 01 MP Energy Saver Homes

This Priority scheme provided a whole house solution package to vulnerable customers who met the agreed criteria. The scheme targeted vulnerable householders with no heating, Economy 7 or solid fuel heating. Eligible customers were provided with an energy efficient gas heating system, if on the gas network or an oil system where gas was not available.

This scheme also offered cavity wall insulation and/or loft insulation up to the value of £800. Each property could also receive four CFLs. Referrals were generated via a range of referral partners including the Northern Investing for Health council areas, National Energy Action and the Power NI freephone number.

In total 220 properties received measures through this scheme.

Measures Summary

Loft insulation	37
Cavity wall insulation	9
Replacement heating	220
CFLs	880

PNI 16 03 MP **Cosy Homes**

The aim of this Priority scheme was to install energy efficient heating and insulation measures in housing association (HA) properties to raise the standard of heating systems and the thermal quality of homes in the HA stock. A grant of up to £1,000 was offered for heating and £100 towards insulation with housing associations paying the remainder. Each property received up to four CFLs, with each tenant also receiving in-home energy saving advice.

In total, six housing associations signed up to the scheme and they were responsible for identifying suitable properties, in total 330, and contributing the remaining costs for the measures.

Measures Summary

Loft insulation	74
Replacement heating	330
CFLs	660

PNI 16 04 IP **Free cavity wall insulation**

This was a Priority scheme for vulnerable households across Northern Ireland who met the agreed income criteria. It provided a £600 grant towards a package of measures to include cavity wall insulation, cylinder jackets, CFLs and radiator foils

Referrals were generated through a network of referral partners including Northern Investing for Health council areas, National Energy Action, Western Health Action Zone 'Mara' project and the Power NI freephone number. The scheme was promoted via the Power NI website with customers being able to register online.

Overall 1,067 cavity wall insulation measures were installed.

Measures Summary

Cavity wall insulation	1,067
Low energy lights	4,156
Cylinder jackets	131
Radiator panels	1,060

PNI 16 05 IP Free Loft and Cavity Wall Insulation

This was a Priority scheme for vulnerable households across Northern Ireland who met the agreed income criteria. It provided a grant of up to £600 for loft insulation and/or £600 for cavity wall insulation and customers were also able to avail of cylinder jackets, CFLs and radiator foils.

Referrals were generated through the network of referral partners including Age NI, NEA, local councils as well as the Power NI Freephone number and customers could also register their interest on the Power NI website.

In total 105 cavity wall and 369 loft insulation installs were supported by the scheme.

Measures Summary

Cavity wall insulation	105
Loft insulation	369
Low energy lights	1461
Cylinder jackets	26
Radiator panels	357

PNI 16 06 IP Cosy Homes Insulation

This Priority scheme was developed to encourage Housing Associations to improve the insulation levels of their housing stock. A grant of £105 towards the cost of loft or cavity wall insulation was available. Each property received two CFLs, where required, and each tenant was given energy saving advice.

All the housing associations who registered for the scheme were responsible for identifying properties suitable for the grant and contributing the remaining costs of the measures.

In total there were 95 grants issued. There was no uptake of cavity wall insulation.

Measures Summary

Loft insulation	95
CFLs	190

ESL 16 01 IP Thermal Comfort

This was a Priority individual measures scheme, designed to give grant assistance to insulate the cavity walls and the loft. It targeted the private tenants or owner occupied households that met the scheme criteria.

The scheme provided a grant of up to £800 for loft insulation and/or £800 for cavity wall insulation and offered a hot water cylinder jacket and CFLs.

Overall 1,374 loft insulation and 1,572 cavity wall insulation measures were installed.

Measures Summary

Loft insulation	1,374
Cavity wall insulation	1,572
CFLs	2,277
Cylinder jackets	50

ESL 16 02 IP Free Cavity Wall Insulation

This was a Priority individual measures scheme, designed to give grant assistance to insulate cavity walls. It targeted the private tenants or owner occupied households that met the scheme criteria.

A fully funded cavity wall insulation measure was available.

Overall 1,053 cavity wall insulation measures were installed.

Measures Summary

Cavity wall insulation	1,053
------------------------	-------

Work 16 01 I P Keep Warm Scheme

This was a priority Individual Measures scheme, where applicants were required to meet set eligibility criteria. The overall aim of the scheme was to provide loft or cavity wall insulation to those households which qualified for the scheme. The scheme was aimed at priority customers and offered a grant of up to £850 for loft insulation and/or £850 for cavity wall insulation and a hot water cylinder jacket. .

In total 729 measures were installed.

Measures Summary

Loft insulation	543
Cavity wall insulation	70
Cylinder jackets	116

NON-PRIORITY SCHEMES

ENA 16 01 LNP High Bay/LED Lighting Enhancement

This was a Non-Priority scheme that offered up to twenty per cent grant for replacing the original metal halide installation with high bay/LED luminaries, resulting in the connected lighting load being reduced. Each fitting had a dimming and movement detection option. Each fitting is individually controlled, improving the lighting environment and maximising savings.

In total 29,485 measures were installed.

Measures Summary

High bay lighting	147
LEDs	29,338

ENA 16 02 LNP Fluorescent/LED Lighting Enhancement

This was a Non-Priority commercial lighting scheme that offered a grant of up to twenty per cent, replacing T12/T8 fluorescent light fittings with low energy linear compact fluorescent/T5 luminaires/LEDs plus an integrated daylight/occupancy sensor or LED tubes in industrial/commercial business premises.

In total 3,861 measures were installed.

Measures Summary

LEDs	3,701
Fluorescent lighting	160

ENA 16 03 ONP Variable Speed Drives

This was a Non-Priority scheme and offered a thirty per cent grant for the installation of inverter technology on electric motors, saving energy, through reduced motor speed.

There were four participants, with a total of 4 VSDs installed.

Measures Summary

Variable speed drives	4
-----------------------	---

ENA 16 04 ONP Variable Speed Compressors

This was a Non-Priority scheme that offered a grant of up to twenty per cent and achieved energy savings by replacing single speed compressors with a new 'variable speed model' complete with air leak detection and repair surveys, reducing motor speed and minimising leaks.

In total 21 VSCs were installed.

Measures Summary

Variable speed compressors	21
----------------------------	----

ENA 16 05 O NP Heat Recovery on Compressed Air Systems

This was a Non-Priority scheme that offered a grant of up to fifty per cent to install heat exchangers to existing compressed air systems and by recycling the heat, reduced energy costs.

In total 2 heat exchangers were installed.

Measures Summary

Heat recovery 2

ENA 16 06 H NP Space & Water Heating Boiler Burner Controls

This was a Non-Priority commercial scheme which offered a grant of up to twenty per cent for retrofitting a new boiler burner control, designed to efficiently manage the use of the inefficient second-stage fire of commercial heating boilers.

In total 2 controls were installed.

Measures Summary

Boiler Burner Controls 2

ENA 16 07 O NP Compressed Air Control & Management System

This was a Non-Priority commercial scheme which offered a grant of up to thirty per cent for the installation of control and management systems for compressed air generation and vacuum installations.

In total 1 system was installed.

Measures Summary

Compressed Air Control & Management System 1

ENA 16 08 ONP Modular Aluminium Compressed Air Piping Replacement

This was a Non-Priority commercial scheme and involved the replacement of compressed air line pipework, fittings and joints and offered a grant of up to twenty-five per cent. Using a patented joint clamping and sealing system to replace existing pipework reduces air leaks while improving efficiency.

In total 2 measures were installed.

Measures Summary

Replacement of compressed air line pipework 2

ENA 16 09 O NP Intelligent heating controls

This was a Non-Priority scheme that offered a twenty per cent grant for the design and installation of an intuitive heating management system, retrofitted in an existing building heated by radiators.

It provided individual control of the heating times and temperatures within each room enabling significant savings. In total 3 measures were installed.

Measures Summary

Intelligent heating controls 3

ENA 16 10 O NP Smart refrigeration control

This was a Non-Priority commercial scheme that offered a 20% grant for the design and installation of an intuitive refrigeration management system, retrofitted in existing refrigeration units to increase the efficiency of the cooling compressor while containing the required temperatures in the system.

There was no uptake with this scheme, so it was closed and funds reallocated to other schemes.

ESL 16 05 INP 250 Insulation Grant

This Non-Priority domestic scheme was designed to give grant assistance to insulate the cavity wall and the loft of a home. Home owners were offered an up-front discount on both cavity wall and loft insulation. A minimum installation value of £300 applied for either loft or cavity wall installation work to qualify for the grant. The customer received a maximum cashback of £250 on the installed costs for each type of insulation. The maximum grant available where both loft and cavity wall insulation was installed was £500.

There were 1,212 cashbacks provided.

Measures Summary

Loft insulation	515
Cavity wall insulation	697

PNI 16 07 HNP Netatmo Heating Controls

This was a Non-Priority domestic scheme that offered a £100 grant towards the cost of the installation of a smart home thermostat. Netatmo offers an alternative to the standard heating control and allows householders to remotely manage their heating. The Netatmo smart thermostat provides homeowners with remote control heating from their smartphone, tablet or PC and provides the ability to make savings by being more efficient. The scheme was amended during the NISEP year through a scheme variation to other smart thermostats like Nest and Tado.

In total there were 129 grants provided.

Measures Summary

Smart Thermostats	129
-------------------	-----

PNI 16 08 ONP Variable Speed Drives

This Non-Priority commercial scheme provided customers with a grant towards a range of variable speed drive options. In total 33 grants were offered to a range of local businesses. Customers received a minimum of twenty per cent up to a maximum of £10,000 or thirty-five per cent, whichever was the lesser amount.

The scheme was promoted via the Power NI website, through local VSD installers as well as through the Power NI Key Account Managers.

Measures Summary

Variable speed drives	33
-----------------------	----

WFL 16 01 I NP Keeping You Warmer

This was a Non-Priority domestic insulation cashback scheme that targeted owner occupiers that wished to install cavity wall or loft insulation or both. The customer received a cashback of £250 for both cavity and loft insulation, a maximum of £500 per household. A minimum installation value of £350 was applied for either loft or cavity wall installation work to qualify for the grant. The scheme also provided the customer with a hot water cylinder jacket, when required, and this cost was met by the installer.

There were 149 loft insulation and 115 cavity wall insulation measures installed.

Measures Summary

Loft insulation	149
Cavity wall insulation	115
Cylinder jacket	8

End